



THE REPUBLIC OF UGANDA

MINISTRY OF LOCAL GOVERNMENT

STATISTICAL ABSTRACT FY 2023/24

July, 2024

**Ministry of Local Government,
Plot 1, Pilkington Road, Worker's House P.O. Box 7037, Kampala (U)**

Tel : [+256-414-256533](tel:+256414256533)

Email : ps@molg.go.ug

Website : <http://molg.go.ug>

Preface



Ben Kumumanya

Permanent Secretary – Ministry of Local Govt.

The Ministry's Core Mandate is to co-ordinate and support all LGs in a bid to provide efficient and sustainable services, improve the welfare of the people and eradicate poverty in Uganda. In order to achieve these objectives, the Ministry requires to have a well-developed and reliable Statistical Programme.

Therefore, in a bid to implement the Ministry's Strategic Plan for Statistics which is aligned to the Plan for National Statistical Development (PNSD) as well as the National Development Plan (NDP), and achieve the underlying Strategic Goal of Enhanced Dissemination, Uptake and Use of Statistics enshrined therein, the Ministry develops an Annual Statistical Abstract.

This document consolidates administrative records in a form which eases evidence-based Planning, Monitoring and Evaluation (M&E) and Policy Formulation to enhance informed decision making.

I am grateful to the Ministry fraternity for their technical support in steering the production of this Annual Statistical Abstract and therefore implore all Stakeholders to utilize the breadth of information and knowledge therein.

Ben Kumumanya
PERMANENT SECRETARY

Acknowledgements

The Ministry recognizes the role played by the Heads of Department, Statistics Committee (SC) Members, Department Focal Persons and the entire technical team spearheaded by the Policy and Planning Department which was committed to register success in the analysis of administrative records, compilation, review, development and production of this Annual Statistical Abstract for FY 2023/24.

Contents

Preface	ii
Acknowledgements.....	iii
Contents	iv
List of Tables and Figures.....	v
Acronyms	vi
Executive Summary.....	vii
CHAPTER 1 : INSTITUTIONAL PROFILE.....	1
1.1 Ministry Overview	1
1.1.1 Vision	1
1.1.2 Mission.....	1
1.1.3 Mandate.....	1
1.1.4 Key Functions.....	1
1.1.5 Organizational Structure	2
CHAPTER 2 : ADMINISTRATION STATISTICS.....	4
2.1 Administrative Units.....	4
CHAPTER 3 : LOCAL GOVERNMENT PERFORMANCE STATISTICS	9
3.1 Central Government Transfers to LGs.....	9
3.2 Local Government Own Source Revenue Performance	9
3.3 LG Tax Head Trends.....	11
3.3.1 Local Service Tax.....	11
3.3.2 Local Government Hotel Tax.....	12
3.3.3 Property Tax	13
3.3.4 User Fees.....	13
3.3.5 Licenses	14
3.3.6 Other Fees	14
3.4 Local Government Staffing Levels	15
ANNEXES.....	17
Annex 1: Evolution of Districts in Uganda.....	17
Annex 2: Transfers to LGs (FY 2020/21 – 2023/24)	21
Annex 3: Detailed District Staffing Levels as at July 2024	368
Annex 4: Detailed Municipal Staffing Levels as at July 2024	380

List of Tables and Figures

TABLE 2.1: SUMMARY OF ADMINISTRATIVE UNITS.....	4
TABLE 2.2: ADMINISTRATIVE UNITS	4
FIGURE 3.1: CENTRAL GOVERNMENT TRANSFERS TO LGS AGAINST THE BUDGET FROM FY2020/21 TO FY 2023/24	9
FIGURE 3.2: LG REVENUE PERFORMANCE ('000') DURING THE FINANCIAL YEAR PERIOD (2020/21-2023/24)	11
FIGURE 3.3: PROPORTION OF LOCAL SERVICE TAX DURING THE FINANCIAL YEAR PERIOD (2020/21-2023/24).....	12
FIGURE 3.4: PROPORTION OF LOCAL GOVERNMENT HOTEL TAX DURING THE FINANCIAL YEAR PERIOD (2020/21-2023/24)	12
FIGURE 3.5: PROPORTION OF PROPERTY TAX DURING THE FINANCIAL YEAR PERIOD (2020/21-2023/24)	13
FIGURE 3.6: PROPORTION OF USER FEES DURING THE FINANCIAL YEAR PERIOD (2020/21-2023/24).....	13
FIGURE 3.7: PROPORTION OF LICENSES DURING THE FINANCIAL YEAR PERIOD (2020/21-2023/24).....	14
FIGURE 3.8: PROPORTION OF OTHER FEES DURING THE FINANCIAL YEAR PERIOD (2020/21 - 2023/24)	15
TABLE 3.1: SUMMARY OF DISTRICT STAFFING LEVELS AS AT JULY 2024	15

Acronyms

CDO	Community Development Officer
DLG	District Local Government
FY	Financial Year
LED	Local Economic Development
LG	Local Government
LGHT	Local Government Hotel Tax
LST	Local Service Tax
M&E	Monitoring and Evaluation
MC	Municipal Council
MoLG	Ministry of Local Government
NDP	National Development Plan
OSR	Own Source Revenue
PHRO	Principal Human Resource Officer
DSC	District Service Committee
PNSD	Plan for National Statistical Development
PPDA	Public Procurement and Disposal of Public Act
SC	Statistics Committee

Executive Summary

This Statistical Abstract is composed of three chapters and an annexure preceded with the Preface, Acknowledgements, Table of Contents, List of Tables and Figures and Acronyms.

Chapter One highlights the Institutional Profile encompassing the Ministry Overview:

- i. Vision;
- ii. Mission;
- iii. Mandate;
- iv. Key Functions; and
- v. Organizational Structure.

Chapter Two Present Administration Statistics

- i. The number of Districts LGs in Uganda has been evolving since **1959** from **16** to **135**; and
- ii. Currently there are **135** DLGs, **31** Municipal Councils (MCs), **89** Municipal Divisions, **1** Capital City, **5** Kampala Capital City Authority (KCCA) Divisions, **10** Cities, **20** City Divisions, **1,496** Sub-Counties (S/Cs), **580** Town Councils (T/Cs), **10,716** Parishes/Wards and **71,213** Villages/Cells.

Chapter Three Present Statistics on LG Performance including; Central Government Transfers, Tax Head Contributions (Local Service Tax – LST, Local Government Hotel Tax - LGHT, Property Tax - Prop. Tax, User Fees and Other Fees), and LG Staffing Levels.

- i. Transfers to LGs significantly increased from **2,823 billion** in FY 2020/21 to **6,187 billion** in FY 2023/24;
- ii. The District and Municipality LG Average Staffing Levels for the **15** and **13** Critical Posts as at **July 2024** stood at **68%** and **69%** respectively; and
- iii. The highest tax head contributor was the **User Fees** and the **lowest was Local Government Hotel Tax (LGHT)** during the FY Period (2020/21 – 2023/24).

The Annexure is composed of Evolution of DLGs in Uganda, Transfers to LGs, Detailed DLG Staffing Levels and Detailed MC Staffing Levels.

CHAPTER 1 : INSTITUTIONAL PROFILE

1.1 Ministry Overview

The Mandate of MoLG empowers it to spearhead the implementation of the decentralization policy. Its mandate therefore extends to promoting decentralization, updating the policy and legal instruments, coordinating implementation of sector policies at the local level, and setting policies and service standards. It is also responsible for mentoring, compliance inspection and support supervision of LGs.

1.1.1 Vision

An effective and efficient LG System that provides quality, equitable and sustainable services to the population of Uganda.

1.1.2 Mission

To co-ordinate and support all LGs in a bid to provide efficient and sustainable services, improve the welfare of the people and eradicate poverty in Uganda.

1.1.3 Mandate

The Mandate is to guide, harmonize, mentor and advocate for all LGs in support of Government's vision of bringing about socio-economic transformation of the Country.

1.1.4 Key Functions

The Mission and Mandate of MoLG is broken down into the following broad functions:

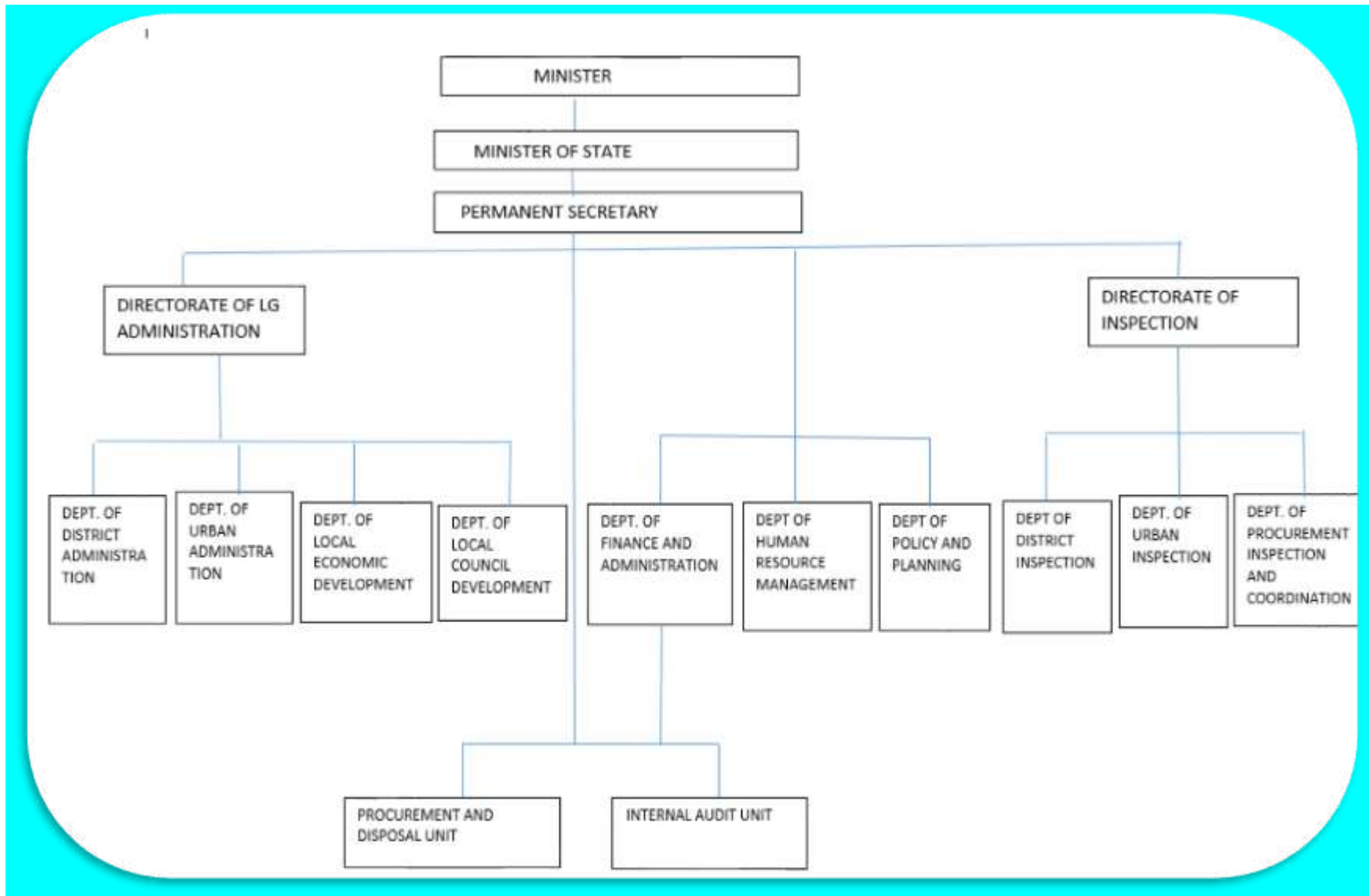
- i. Ensuring that LGs comply with the statutory requirements and adhere to national policies and standards;
- ii. Ensuring that LGs are transparent and accountable to the people in the way they use public resources so that development takes place;
- iii. Facilitating the implementation of the decentralization policy and enhancing democratic governance in the Country by developing and reviewing systems, structures, statutory instruments and guidelines on local governance;

- iv. Building capacity (human and institutional) in the LGs for efficient service delivery to the population; and
- v. Promoting of Local Economic Development (LED) as the fifth pillar of decentralization, in support of wealth creation at the household level, with the view incomes and reducing dependency.

1.1.5 Organizational Structure

The Ministry is structured around two Directorates as follows; The Directorate of LG Inspection and the Directorate of LG Administration. The macro structure of the Ministry is illustrated;

Macro Structure – Ministry of Local Government



CHAPTER 2 : ADMINISTRATION STATISTICS

2.1 Administrative Units

Table 2.1 and 2.2 present a snapshot of the current position of administrative units in Uganda both in summary and detail respectively. The number of DLGs have been evolving since 1959 to date (*See detail in Annex1*).

Table 2.1: Summary of Administrative Units

#	<i>Administrative Unit</i>	<i>Total</i>
1	Capital City	1
2	Districts	135
3	Municipalities	31
4	Cities	10
5	Counties	312
6	Constituencies	353
7	Sub-Counties (S/Cs)	1,496
8	Municipal Divisions	89
9	City Divisions	25
10	Town Councils (T/Cs)	580
11	Parishes	10,716
12	Villages	71,213

Source: Administrative Records

Table 2.2: Administrative Units

A. DISTRICTS							
#	DISTRICT	NO. OF LLG'S				PARISHES / WARDS	VILLAGES / CELLS
		<i>T/Cs</i>	<i>S/Cs</i>	<i>MUN. DIVISIONS</i>	<i>TOTAL</i>		
1	ABIM	6	10		16	76	576
2	ADJUMANI	2	9		11	56	211
3	AGAGO	7	19		26	117	1147
4	ALEBTONG	4	10		14	69	726
5	AMOLATAR	3	13		16	85	581
6	AMUDAT	2	9		11	44	416
7	AMURIA	4	14		18	99	528
8	AMURU	4	9		13	58	203
9	APAC	2	6	4	12	54	386
10	ARUA	0	4		4	32	257

A. DISTRICTS							
#	DISTRICT	NO. OF LLG'S				PARISHES / WARDS	VILLAGES / CELLS
		T/Cs	S/Cs	MUN. DIVISIONS	TOTAL		
11	BUDAKA	6	14		20	76	323
12	BUDUDA	5	23		28	160	1441
13	BUGIRI	8	10	2	20	102	485
14	BUGWERI	3	5		8	36	145
15	BUHWEJU	4	10		14	68	348
16	BUIKWE	3	4	6	13	67	478
17	BUKEDEA	2	14		16	152	336
18	BUKOMANSIMBI	4	5		9	39	254
19	BUKWO	4	17		21	109	784
20	BULAMBULI	3	23		26	122	1313
21	BULIISA	4	6		10	39	131
22	BUNDIRUGYO	7	20		27	130	838
23	BUNYANGABU	7	8		15	55	339
24	BUSHENYI	5	9	3	17	72	571
25	BUSIA	4	14	2	20	70	570
26	BUTALEJA	5	10		15	76	443
27	BUTAMBALA	3	4		7	25	141
28	BUTEBO	5	12		17	61	269
29	BUVUMA	3	6		9	38	213
30	BUYENDE	4	10		14	73	547
31	DOKOLO	4	10		14	71	484
32	GOMBA	2	7		9	49	284
33	GULU	0	11		11	47	166
34	HOIMA	2	12		14	55	320
35	IBANDA	5	8	3	16	61	606
36	IGANGA	1	8	2	11	53	231
37	ISINGIRO	9	21		30	131	901
38	JINJA	4	3		7	34	264
39	KAABONG	3	16		19	85	455
40	KABALE	2	10	3	15	79	728
41	KABAROLE	5	10		15	52	347
42	KABERAMAIDO	2	7		9	29	234
43	KAGADI	9	26		35	151	906
44	KAKUMIRO	7	17		24	105	585
45	KALAKI	2	8		10	34	223

A. DISTRICTS							
#	DISTRICT	NO. OF LLG'S				PARISHES / WARDS	VILLAGES / CELLS
		T/Cs	S/Cs	MUN. DIVISIONS	TOTAL		
46	KALANGALA	1	6		7	17	97
47	KALIRO	4	11		15	87	597
48	KALUNGU	3	4		7	37	268
49	KAMULI	6	14	2	22	90	775
50	KAMWENGE	8	10		18	74	435
51	KANUNGU	9	18		27	102	524
52	KAPCHORWA	1	11	3	15	85	641
53	KAPELEBYONG	4	7		11	55	327
54	KARENGA	3	7		10	37	228
55	KASESE	14	27	3	44	215	867
56	KASSANDA	3	12		15	92	569
57	KATAKWI	4	16		20	130	635
58	KAYUNGA	5	8		13	71	408
59	KAZO	2	8		10	51	346
60	KIBAALE	2	12		14	57	312
61	KIBOGA	3	11		14	58	279
62	KIBUKU	5	17		22	92	405
63	KIKUUBE	2	5		7	29	335
64	KIRUHURA	3	11		14	56	303
65	KIRYANDONGO	4	9		13	43	323
66	KISORO	8	13	3	24	71	448
67	KITAGWENDA	4	9		13	55	356
68	KITGUM	2	17	3	22	83	686
69	KOBOKO	2	6	3	11	59	434
70	KOLE	5	6		11	54	590
71	KOTIDO	2	13	4	19	77	493
72	KUMI	4	12	2	18	154	325
73	KWANIA	3	8		11	49	447
74	KWEEN	4	15		19	101	642
75	KYANKWANZI	6	15		21	119	486
76	KYEGEGWA	6	13		19	81	677
77	KYENJOJO	12	19		31	167	892
78	KYOTERA	5	9		14	66	334
79	LAMWO	4	15		19	86	530
80	LIRA	2	9		11	67	669
81	LUUKA	5	7		12	64	306

A. DISTRICTS							
#	DISTRICT	NO. OF LLG'S				PARISHES / WARDS	VILLAGES / CELLS
		T/Cs	S/Cs	MUN. DIVISIONS	TOTAL		
82	LUWEERO	8	10		18	101	624
83	LWENGO	4	6		10	45	438
84	LYANTONDE	2	6		8	30	223
85	MADI-OKOLLO	3	9		12	46	287
86	MANAFWA	7	25		32	156	1317
87	MARACHA	5	14		19	91	691
88	MASAKA	0	4		4	18	182
89	MASINDI	4	10	4	18	57	417
90	MAYUGE	4	12		16	84	493
91	MBALE	3	14		17	90	613
92	MBARARA	5	6		11	46	359
93	MITOOMA	5	13		18	79	564
94	MITYANA	4	10	3	17	90	613
95	MOROTO	1	6	2	9	41	233
96	MOYO	3	7		10	45	225
97	MPIGI	3	6		9	56	339
98	MUBENDE	3	13	3	19	97	612
99	MUKONO	5	11	2	18	97	610
100	NABILATUK	1	5		6	26	103
101	NAKAPIRIPIT	1	8		9	35	206
102	NAKASEKE	5	10		15	71	442
103	NAKASONGOLA	7	8		15	68	359
104	NAMAYINGO	3	8		11	50	306
105	NAMISINDWA	7	22		29	163	1547
106	NAMUTUMBA	6	14		20	111	629
107	NAPAK	4	10		14	59	359
108	NEBBI	2	11	3	16	69	639
109	NGORA	3	8		11	73	147
110	NTOROKO	4	6		10	47	184
111	NTUNGAMO	12	19	3	34	135	1033
112	NWOYA	3	8		11	44	124
113	OBONGI	1	5		6	28	150
114	OMORO	3	12		15	65	451
115	OTUKE	6	8		14	54	519
116	OYAM	5	11		16	74	1093
117	PADER	5	18		23	97	877

A. DISTRICTS							
#	DISTRICT	NO. OF LLG'S				PARISHES / WARDS	VILLAGES / CELLS
		T/Cs	S/Cs	MUN. DIVISIONS	TOTAL		
118	PAKWACH	2	8		10	48	585
119	PALLISA	4	17		21	90	498
120	RAKAI	8	11		19	73	447
121	RUBANDA	10	7		17	70	476
122	RUBIRIZI	2	9		11	53	293
123	RUKIGA	2	4		6	30	293
124	RUKUNGIRI	4	9	3	16	105	831
125	RWAMPARA	4	4		8	29	243
126	SERERE	7	8		15	70	284
127	SHEEMA	5	6	4	15	74	619
128	SIRONKO	10	32		42	225	1545
129	SOROTI	1	11		12	54	358
130	SSEMBABULE	3	14		17	65	505
131	TEREGO	1	6		7	42	377
132	TORORO	10	30	2	42	180	1337
133	WAKISO	9	6	12	27	147	720
134	YUMBE	7	19		26	202	1224
135	ZOMBO	4	11		15	61	752
TOTAL		580	1,496	89	2,165	10,283	68,118

B. CAPITAL CITY

#	Kampala (KCCA)	City Divisions	Wards	Cells
1		5	100	857

C. CITIES

#	City	City Divisions	Wards	Cells
1	ARUA CITY	2	54	469
2	FORT PORTAL CITY	2	25	196
3	GULU CITY	2	32	128
4	HOIMA CITY	2	16	146
5	JINJA CITY	2	26	141
6	LIRA CITY	2	49	238
7	MASAKA CITY	2	25	201
8	MBALE CITY	2	58	389
9	MBARARA CITY	2	23	186
10	SOROTI CITY	2	25	144
TOTAL		20	333	2,238

Source: Administrative Records

CHAPTER 3 : LOCAL GOVERNMENT PERFORMANCE STATISTICS

3.1 Central Government Transfers to LGs

It is evident that the financing of LGs has significantly improved since FY 2020/21 as highlighted in Figure 3.1.

Figure 3.1: Central Government Transfers to LGs against the Budget from FY2020/21 to FY 2023/24



Source: Administrative Records

3.2 Local Government Own Source Revenue Performance

Revenue collection in Uganda is enshrined in various legal framework such as the Constitution of the Republic of Uganda, Local Governments Act, Cap.243, Local Governments (Financial and Accounting) Regulations, 2007, Public Procurement and Disposal of Public Act, 2003, and the Local Governments (PPDA) Regulations, 2006.

Some of the Revenue Sources include among others; Local Service Tax [LST], Local Hotel Tax [LHT], Business Licenses, Market Dues, Parking Fees and Related revenues, Property Rates and

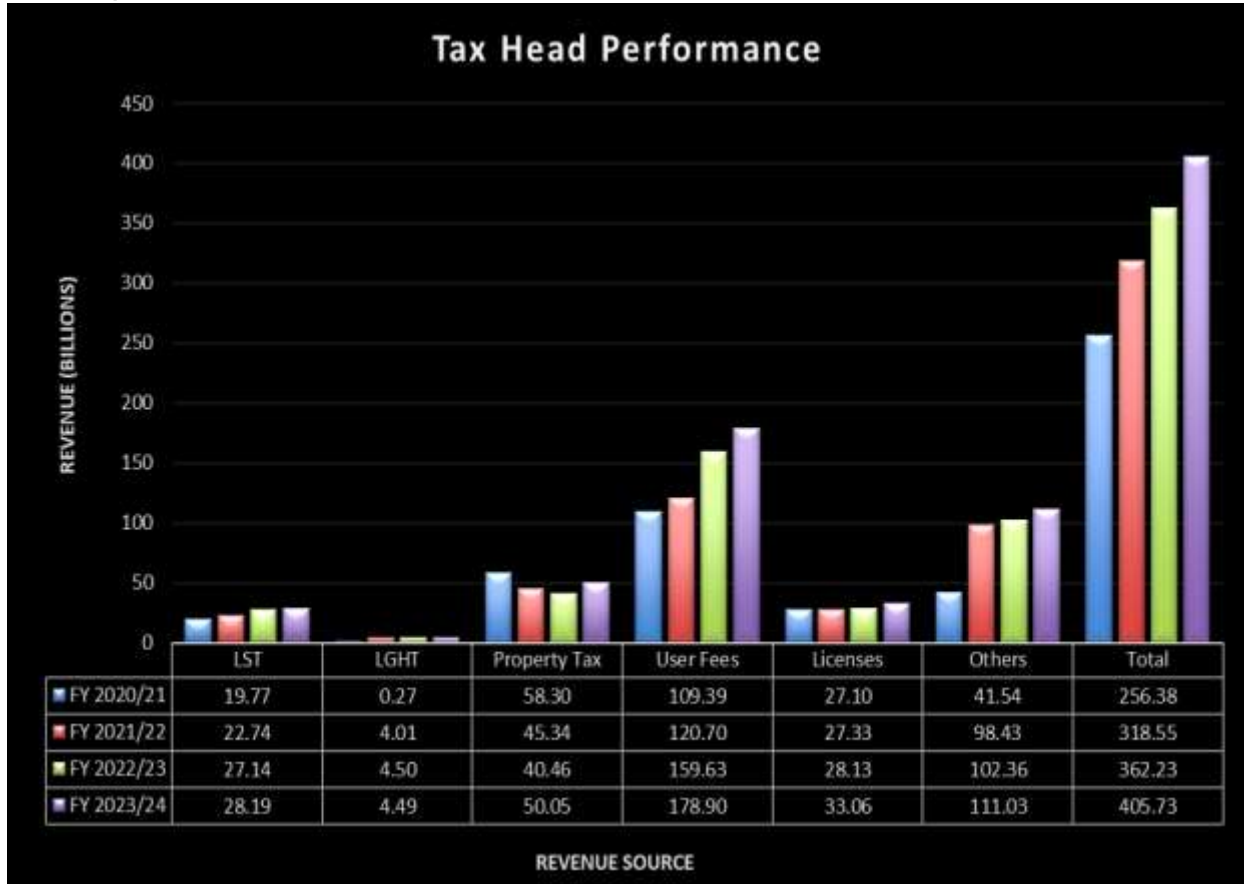
Property Related Charges, Royalty Fees and Other revenues - fees from forest products; veterinary fees, registration of births; registration of marriages, deaths and land transaction charges.

The specified revenue sources are managed under various legal frameworks such as; Local Governments Rating Act, 2005 as amended, Trade Licensing Act, CAP 101 as amended, Markets Act, 2023, Act No.7 of 2023, Hotels Act, CAP 90, Cattle Traders Act, CAP 224, Public Health Act 1964, Lands Act, Liquor Act, Tourist Agents (Licensing) Act Cap.100, Enguli (Manufacturers & Licensing) Act, Cap 86, Stage Plays and Public Entertainment Act, Cap.49, Mining Act, 2003 and the Petroleum Supply Act, 2003. Furthermore, LGs are empowered to formulate by-laws in relation to LR management and mobilization.

Own Source Revenue (OSR) provide the most discretionary source of financing and therefore Local Revenue enhancement is a critical component of LG Financing mainly for recurrent operations and sustainability of infrastructure investments - fiscal decentralization. However, the recent MoLG Inspection, External Audit and Annual Performance Assessment Reports point to persistent revenue shortfalls in LGs with absence of consistent application of revenue enhancement best practices. The shortfall in OSR collection was attributed to failure to carry out revenue enumeration and assessment, lack of enforcement of contracts with private collectors, understaffing, incomplete revenue records in LGs and operation without the approved automated revenue collection systems.

Figure 3.2 presents the performance of locally raised revenue from the various Tax Revenue Sources with the highest tax head contributor being User Fees while the lowest LGHT. However, it is evident that the own source revenues have tremendously increased by 23% since FY 2020/21.

Figure 3.2: LG Revenue Performance ('000') during the Financial Year Period (2020/21-2023/24)



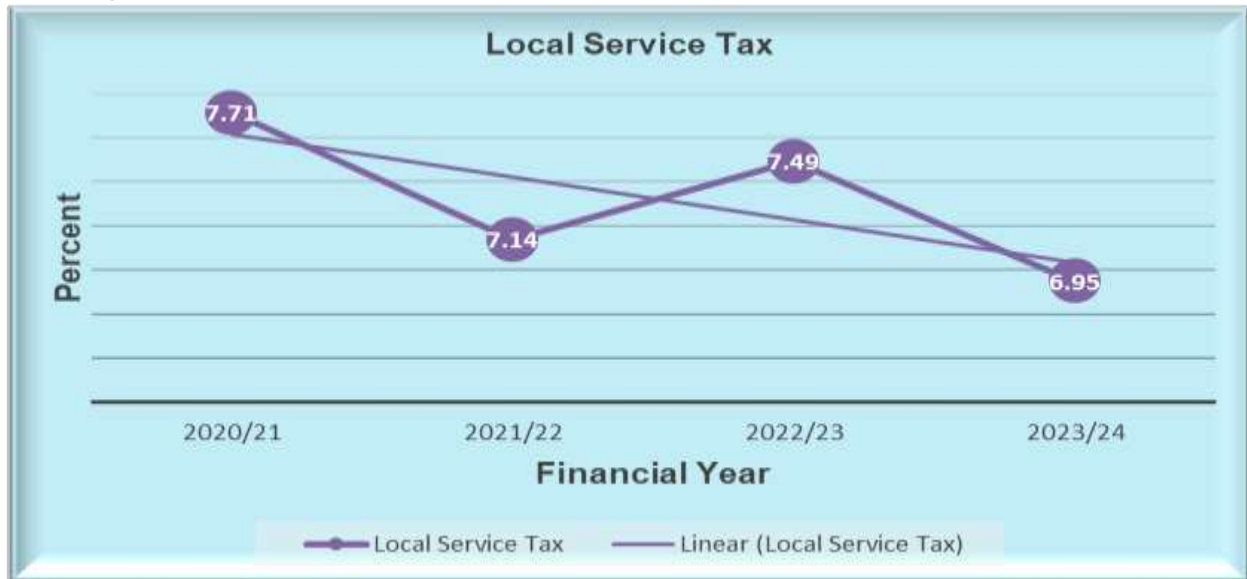
Source: Local Government Finance Commission (LGFC)

3.3 LG Tax Head Trends

3.3.1 Local Service Tax

There has been a decreasing trend in LST since FY 2020/21 as presented in Figure 3.3.

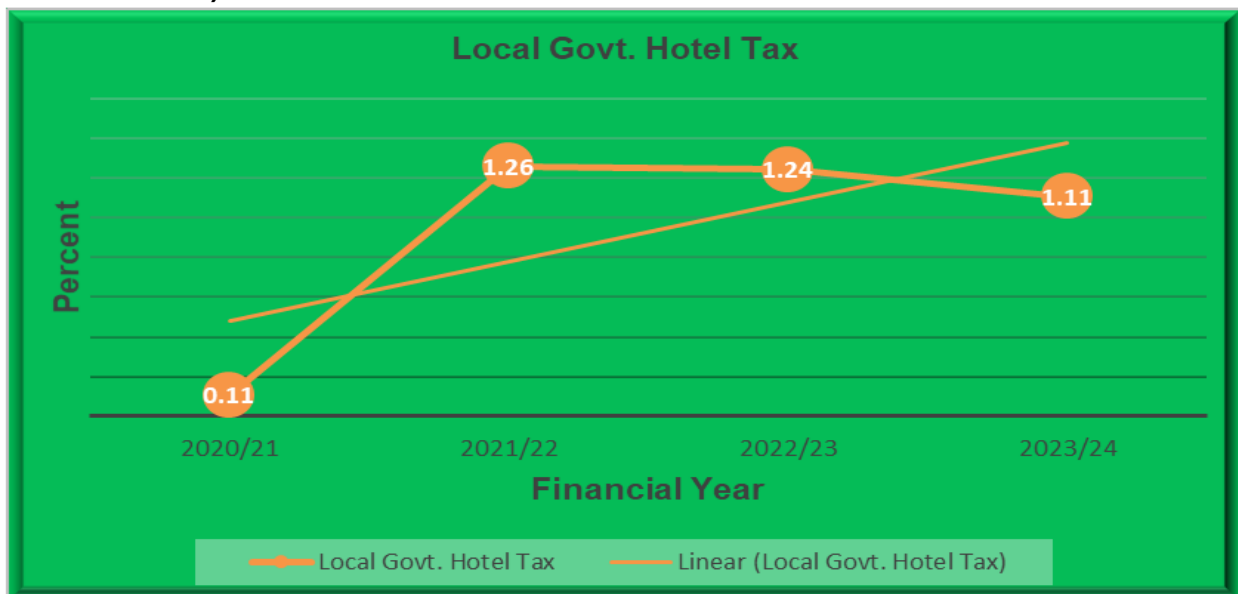
Figure 3.3: Proportion of Local Service Tax during the Financial Year Period (2020/21-2023/24)



3.3.2 Local Government Hotel Tax

The Local Government Hotel tax head reflected a sharp decrease in contribution since FY 2021/22 as demystified by the trends in Figure 3.4.


Figure 3.4: Proportion of Local Government Hotel Tax during the Financial Year Period (2020/21-2023/24)



3.3.3 Property Tax

There existed a significant decrease in the Property tax performance during the FY Period (2020/21-2023/24) as presented in Figure 3.5.

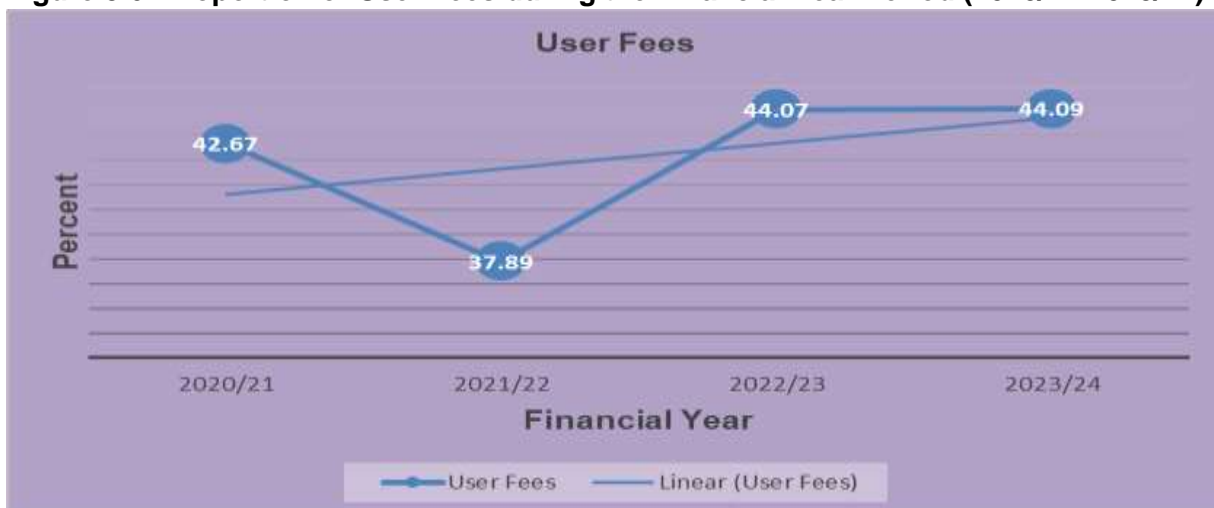
Figure 3.5: Proportion of Property Tax during the Financial Year Period (2020/21-2023/24)



3.3.4 User Fees

User charges/ Levies have no specific rates and are based on negotiations - these include among others: Parking fees, Market dues, Land fees, loading and offloading, Fines and Penalties. Figure 3.6 shows a significant increase in the User Fees performance since FY 2021/22.

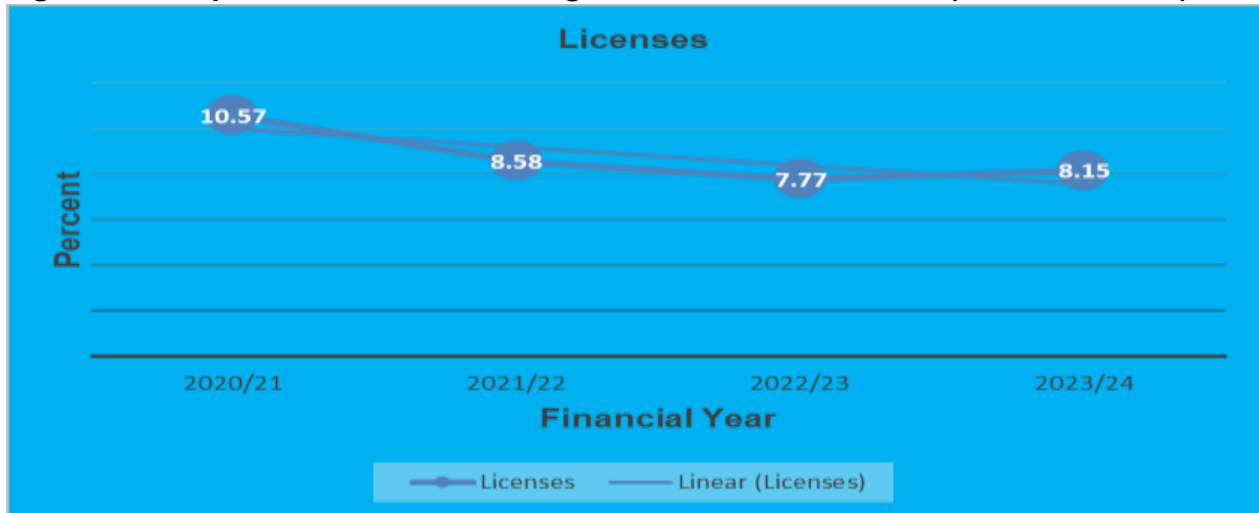
Figure 3.6: Proportion of User Fees during the Financial Year Period (2020/21-2023/24)



3.3.5 Licenses

Figure 3.7 shows a persistent shortfall over the FY Period (2020/21 - 2023/24) in the Business License Tax collected.

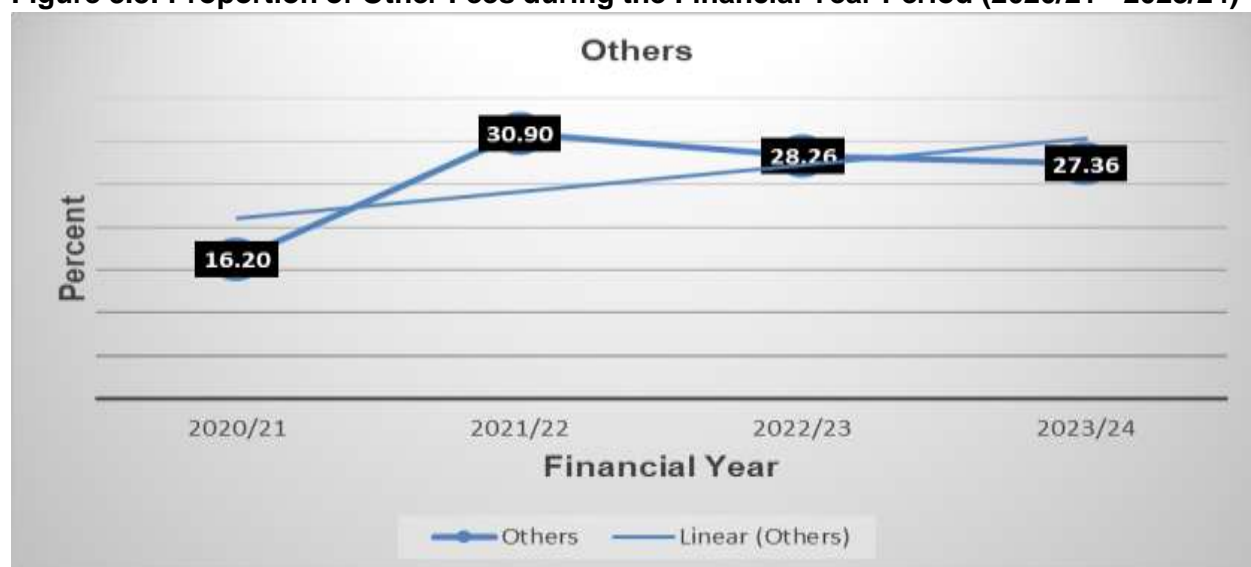
Figure 3.7: Proportion of Licenses during the Financial Year Period (2020/21-2023/24)



3.3.6 Other Fees

The negative trend for the other local revenue sources collected as indicated in Figure 3.8 could have been due to: Losses of Local revenue through revenue contractors, Laxity of revenue collectors to collect the potential revenues, Uncoordinated political statements, Failure to maintain up-to-date taxpayers registers hence failing to accurately estimate revenue potential and targets, and Political interference during awards of tenders.

Figure 3.8: Proportion of Other Fees during the Financial Year Period (2020/21 - 2023/24)



3.4 Local Government Staffing Levels

The National average for Staffing percentage score for the Critical Posts stand at **68%** and **69%** for DLGs and MCs respectively. (See Annex 3 and 4 for the detailed position).

Table 3.1: Summary of District Staffing Levels as at July 2024

DISTRICT STAFFING LEVELS					
S/N	Critical Positions	Total No. of Critical/Approved Posts	Filled Posts	Vacant Posts	% Filled
1	Head /Procurement	135	126	9	93.3
2	Water Officer	135	112	23	83.0
3	District CDO	135	111	24	82.2
4	PHRO Administration	135	111	24	82.2
5	District Production Officer	135	108	27	80.0
6	Chief Finance Officer	135	101	34	74.8
7	Communication Officer	135	100	35	74.1
8	District Internal Auditor	135	92	43	68.1
9	District Education Officer	135	89	46	65.9
10	PHRO DSC	135	87	48	64.4
11	District Health Officer	135	81	54	60.0
12	District Natural Resources	135	77	58	57.0
13	District Commercial Officer	135	72	63	53.3
14	District Planner	135	71	64	52.6
15	District Engineer	135	32	103	23.7
Total		2,025	1,370	655	67.7

Table 3.2: Summary of Municipal Staffing Levels as at July 2024

MUNICIPAL STAFFING LEVELS					
S/ N	Critical Positions	Total No. of Critical/Approved Posts	Filled Posts	Vacant Posts	% Filled
1	Senior Human Resource Officer	31	30	1	96.77
2	Senior Physical Planner	31	28	3	90.32
3	Principal Education Officer	31	26	5	83.87
4	Principal Treasurer	31	24	7	77.42
5	Principal CDO	31	24	7	77.42
6	Principal Health Inspector	31	22	9	70.97
7	Senior Internal Auditor	31	21	10	67.74
8	Senior Procurement Officer	31	20	11	64.52
9	Senior Environment Officer	31	20	11	64.52
10	Senior Production/Agric/Vet	31	16	15	51.61
11	Principal Medical Officer	31	16	15	51.61
12	Principal Commercial Officer	31	16	15	51.61
13	Principal Engineer	31	15	16	48.39
Total		403	278	125	68.98

ANNEXES

Annex 1: Evolution of Districts in Uganda

Year/Date	No. of districts	Districts/Provinces
1959	16	
1962	17	Acholi, Ankole, Bugisu, Bukedi, Bunyoro, Busoga, Karamoja, Kigezi, Lango, Madi, Masaka, Mbale Town, Mengo, Mubende, Teso, Toro, West Nile
1968	18	
1971	19	East Acholi, West Acholi, Ankole, Bugisu, Bukedi, Bunyoro, Busoga, East Mengo, Karamoja, Kigezi, Lango, Madi, Masaka, Mubende, Sebei, Teso, Toro, West Mengo, West Nile
1974	38	Apac, Arua, Bundibugyo, Bushenyi, Gulu, Hoima, Iganga, Jinja, Kabale, Kabarole,, Kalangala, Kampala, Kamuli, Kapchorwa, Kasese, Kibaale, Kiboga, Kisoro, Kitgum, Kotido, Kumi, Lira, Luwero, Masaka, Masindi, Mbale, Mbarara, Moroto, Moyo, Mpigi, Mubende, Mukono, Nebbi, Pallisa, Rakai, Rukungiri, Soroti, Tororo
January 1979	40	
May 1979	22	
August 1979	33	
August 1980	33	
15 March 1991	39	
20 March 1997	45	Adjumani, Apac, Arua, Bugiri, Bundibugyo, Bushenyi, Busia, Gulu, Hoima, Iganga, Jinja, Kabale, Kabarole, Kalangala, Kampala, Kamuli, Kapchorwa, Kasese, Katakwi, Kibaale, Kiboga, Kisoro, Kitgum, Kotido, Kumi, Lira, Luwero, Masaka, Masindi, Mbale, Mbarara, Moroto, Moyo, Mpigi, Mubende, Mukono, Nakasongola, Nebbi, Ntungamo, Pallisa, Rakai, Rukungiri, Sembabule, Soroti, Tororo
28 November 2000	56	Adjumani, Apac, Arua, Bugiri, Bundibugyo, Bushenyi, Busia, Gulu, Hoima, Iganga, Jinja, Kabale, Kabarole, <i>Kaberamaido</i> , Kalangala, Kampala, Kamuli, <i>Kamwenge</i> , <i>Kanungu</i> , Kapchorwa, Kasese, Katakwi, <i>Kayunga</i> , Kibaale, Kiboga, Kisoro, Kitgum, Kotido, Kumi, <i>Kyenjojo</i> , Lira, Luwero, Masaka, Masindi, <i>Mayuge</i> , Mbale, Mbarara, Moroto, Moyo, Mpigi, Mubende, Mukono, <i>Nakapiripirit</i> , Nakasongola, Nebbi, Ntungamo, <i>Pader</i> , Pallisa, Rakai, Rukungiri, Sembabule, <i>Sironko</i> , Soroti, Tororo, <i>Wakiso</i> , <i>Yumbe</i>
1 st July 2005 ¹	69	Adjumani, Apac, Arua, Bugiri, Bundibugyo, Bushenyi, Busia, Gulu, Hoima, Iganga, Jinja, Kabale, Kabarole, Kaberamaido, Kalangala, Kampala, Kamuli, Kamwenge, Kanungu, Kapchorwa, Kasese, Katakwi, Kayunga, Kibaale, Kiboga, Kisoro, Kitgum, Kotido, Kumi, Kyenjojo, Lira, Luwero, Masaka, Masindi, Mayuge, Mbale, Mbarara, Moroto, Moyo, Mpigi, Mubende, Mukono, Nakapiripirit,

¹In 2005, Kampala ceased to be a district

Year/Date	No. of districts	Districts/Provinces
		Nakasongola, Nebbi, Ntungamo, Pader, Pallisa, Rakai, Rukungiri, Sembabule, Sironko, Soroti, Tororo, Wakiso, Yumbe, <i>Amolatar, Amuria, Bukwo, Butaleja, Ibanda, Isingiro, Kaabong, Kaliro, Kiruhura, Koboko, Manafa, Mityana, Nakaseke</i>
1 st July 2006	80	Abim, Adjumani, Amolatar, Amuria, Amuru, Apac, Arua, Budaka, Bududa, Bugiri, Bukedea, Bukwo, Buliisa, Bundibugyo, Bushenyi, Busia, Butaleja, Dokolo, Gulu, Hoima, Ibanda, Iganga, Isingiro, Jinja, Kaabong, Kabale, Kabarole, Kaberamaido, Kalangala, Kaliro, Kampala, Kamuli, Kamwenge, Kanungu, Kapchorwa, Kasese, Katakwi, Kayunga, Kibaale, Kiboga, Kiruhuura, Kisoro, Kitgum, Koboko, Kotido, Kumi, Kyenjojo, Lira, Luwero, Lyantonde, Manafwa, Masaka, Masindi, Mayuge,, Mbale, Mbarara, Mityana, Moroto, Moyo, Mpigi, Mubende, Mukono, Nakapiripirit, Nakaseke, Nakasongola, Namutumba, Nebbi, Ntungamo, Maracha, Oyam, Pader, Pallisa, Rakai, Rukungiri, Sembabule, Sironko, Soroti, Tororo, Wakiso, Yumbe
1 st July 2009	87	Abim, Adjumani, Amolatar, Amuria, Amuru, Apac, Arua, Budaka, Bududa, Bugiri, Bukedea, Bukwo, Buliisa, Bundibugyo, Bushenyi, Busia, Butaleja, Dokolo, Gulu, Hoima, Ibanda, Iganga, Isingiro, Jinja, Kaabong, Kabale, Kabarole, Kaberamaido, Kalangala, Kaliro, Kampala, Kamuli, Kamwenge, Kanungu, Kapchorwa, Kasese, Katakwi, Kayunga, Kibaale, Kiboga, Kiruhuura, Kisoro, Kitgum, Koboko, Kotido, Kumi, Kyenjojo, Lira, Luwero, Lyantonde, Manafwa, Masaka, Masindi, Mayuge,, Mbale, Mbarara, Mityana, Moroto, Moyo, Mpigi, Mubende, Mukono, Nakapiripirit, Nakaseke, Nakasongola, Namutumba, Nebbi, Ntungamo, Maracha, Oyam, Pader, Pallisa, Rakai, Rukungiri, Sembabule, Sironko, Soroti, Tororo, Wakiso, Yumbe <i>Amudat, Buikwe, Buyende, Kyegegwa, Lamwo, Otuke, Zombo.</i>
1 st July 2010 ²	111	Abim, Adjumani, <i>Agago, Alebtong</i> , Amolatar, Amudat, Amuria, Amuru, Apac, Arua, Budaka, Bududa, Bugiri, <i>Buhweju</i> , Buikwe, Bukedea, <i>Bukomansimbi</i> , Bukwo, <i>Bulambuli</i> , Buliisa, Bundibugyo, Bushenyi, Busia, Butaleja, <i>Butambala, Buvuma</i> , Buyende, Dokolo, <i>Gomba</i> , Gulu, Hoima, Ibanda, Iganga, Isingiro, Jinja, Kaabong, Kabale, Kabarole, Kaberamaido, Kalangala, Kaliro, <i>Kalungu</i> , Kamuli, Kamwenge, Kanungu, Kapchorwa, Kasese, Katakwi, Kayunga, Kibaale, Kiboga, <i>Kibuku</i> , Kiruhuura, <i>Kiryandongo</i> , Kisoro, Kitgum, Koboko, <i>Kole</i> , Kotido, Kumi, <i>Kween, Kyankwanzi</i> , Kyegegwa, Kyenjojo, Lamwo, Lira, <i>Luuka</i> , Luwero, <i>Lwengo</i> , Lyantonde, Manafwa, Masaka, Masindi, Mayuge, Mbale, Mbarara, <i>Mitoma</i> , Mityana, Moroto, Moyo, Mpigi, Mubende, Mukono, Nakapiripirit, Nakaseke, Nakasongola, <i>Namayingo</i> , Namutumba, <i>Napak</i> , Nebbi, <i>Ngora, Ntoroko</i> , Ntungamo, <i>Nwoya</i> , Maracha, Otuke, Oyam, Pader,

²In March 2010, the Kampala Capital City Authority Act became active, introducing new management arrangements for the Kampala Capital City.

Year/Date	No. of districts	Districts/Provinces
		Pallisa, Rakai, <i>Rubirizi</i> , Rukungiri, Sembabule, <i>Serere</i> , <i>Sheema</i> , Sironko, Soroti, Tororo, Wakiso, Yumbe, Zombo
1 st July 2016	115	Abim, Adjumani, Agago, Alebtong, Amolatar, Amudat, Amuria, Amuru, Apac, Arua, Budaka, Bududa, Bugiri, Buhweju, Buikwe, Bukedea, Bukomansimbi, Bukwo, Bulambuli, Buliisa, Bundibugyo, Bushenyi, Busia, Butaleja, Butambala, Buvuma, Buyende, Dokolo, Gomba, Gulu, Hoima, Ibanda, Iganga, Isingiro, Jinja, Kaabong, Kabale, Kabarole, Kaberamaido, <i>Kagadi</i> , <i>Kakumiro</i> , Kalangala, Kaliro, Kalungu, Kamuli, Kamwenge, Kanungu, Kapchorwa, Kasese, Katakwi, Kayunga, Kibaale, Kiboga, Kibuku, Kiruhura, Kiryandongo, Kisoro, Kitgum, Koboko, Kole, Kotido, Kumi, Kween, Kyankwanzi, Kyegegwa, Kyenjojo, Lamwo, Lira, Luuka, Luwero, Lwengo, Lyantonde, Manafwa, Masaka, Masindi, Mayuge, Mbale, Mbarara, Mitoma, Mityana, Moroto, Moyo, Mpigi, Mubende, Mukono, Nakapiripirit, Nakaseke, Nakasongola, Namayingo, Namutumba, Napak, Nebbi, Ngora, Ntoroko, Ntungamo, Nwoya, Maracha, <i>Omoror</i> , Otuke, Oyam, Pader, Pallisa, Rakai, <i>Rubanda</i> , Rubirizi, Rukungiri, Sembabule, Serere, Sheema, Sironko, Soroti, Tororo, Wakiso, Yumbe, Zombo
1 st July 2017	121	Abim, Adjumani, Agago, Alebtong, Amolatar, Amudat, Amuria, Amuru, Apac, Arua, Budaka, Bududa, Bugiri, Buhweju, Buikwe, Bukedea, Bukomansimbi, Bukwo, Bulambuli, Buliisa, Bundibugyo, Bushenyi, Busia, Butaleja, Butambala, Buvuma, Buyende, Dokolo, Gomba, Gulu, Hoima, Ibanda, Iganga, Isingiro, Jinja, Kaabong, Kabale, Kabarole, Kaberamaido, Kagadi, Kakumiro, Kalangala, Kaliro, Kalungu, Kamuli, Kamwenge, Kanungu, Kapchorwa, Kasese, Katakwi, Kayunga, Kibaale, Kiboga, Kibuku, Kiruhura, Kiryandongo, Kisoro, Kitgum, Koboko, Kole, Kotido, Kumi, Kween, Kyankwanzi, Kyegegwa, Kyenjojo, Lamwo, Lira, Luuka, Luwero, Lwengo, Lyantonde, Manafwa, Masaka, Masindi, Mayuge, Mbale, Mbarara, Mitoma, Mityana, Moroto, Moyo, Mpigi, Mubende, Mukono, Nakapiripirit, Nakaseke, Nakasongola, Namayingo, Namutumba, Napak, Nebbi, Ngora, Ntoroko, Ntungamo, Nwoya, Maracha, Omoro, Otuke, Oyam, Pader, Pallisa, Rakai, Rubanda, Rubirizi, Rukungiri, Sembabule, Serere, Sheema, Sironko, Soroti, Tororo, Wakiso, Yumbe, Zombo, Bunyangabo, Butebo, Kyotera, Namisindwa, Pakwach, Rukiga.
1 st July 2018	127	Abim, Adjumani, Agago, Alebtong, Amolatar, Amudat, Amuria, Amuru, Apac, Arua, Budaka, Bududa, Bugiri, Buhweju, Buikwe, Bukedea, Bukomansimbi, Bukwo, Bulambuli, Buliisa, Bundibugyo, Bushenyi, Busia, Butaleja, Butambala, Buvuma, Buyende, Dokolo, Gomba, Gulu, Hoima, Ibanda, Iganga, Isingiro, Jinja, Kaabong, Kabale, Kabarole, Kaberamaido, Kagadi, Kakumiro, Kalangala, Kaliro, Kalungu, Kamuli, Kamwenge, Kanungu, Kapchorwa, Kasese, Katakwi, Kayunga, Kibaale, Kiboga, Kibuku, Kiruhura, Kiryandongo, Kisoro, Kitgum, Koboko, Kole, Kotido, Kumi, Kween, Kyankwanzi, Kyegegwa, Kyenjojo, Lamwo, Lira, Luuka, Luwero, Lwengo, Lyantonde, Manafwa, Masaka, Masindi, Mayuge, Mbale, Mbarara, Mitoma, Mityana, Moroto, Moyo, Mpigi, Mubende, Mukono,

Year/Date	No. of districts	Districts/Provinces
		Nakapiripirit, Nakaseke, Nakasongola, Namayingo, Namutumba, Napak, Nebbi, Ngora, Ntoroko, Ntungamo, Nwoya, Maracha, Omoro, Otuke, Oyam, Pader, Pallisa, Rakai, Rubanda, Rubirizi, Rukungiri, Sembabule, Serere, Sheema, Sironko, Soroti, Tororo, Wakiso, Yumbe, Zombo, Bunyangabo, Butebo, Kyotera, Namisindwa, Pakwach, Rukiga, <i>Nabilatuk, Bugweri, Kasanda, Kwanja, Kapelebyong, Kikube.</i>
1 st July 2019	134	Abim, Adjumani, Agago, Alebtong, Amolatar, Amudat, Amuria, Amuru, Apac, Arua, Budaka, Bududa, Bugiri, Buhweju, Buikwe, Bukedea, Bukomansimbi, Bukwo, Bulambuli, Buliisa, Bundibugyo, Bushenyi, Busia, Butaleja, Butambala, Buvuma, Buyende, Dokolo, Gomba, Gulu, Hoima, Ibanda, Iganga, Isingiro, Jinja, Kaabong, Kabale, Kabarole, Kaberamaido, Kagadi, Kakumiro, Kalangala, Kaliro, Kalungu, Kamuli, Kamwenge, Kanungu, Kapchorwa, Kasese, Katakwi, Kayunga, Kibaale, Kiboga, Kibuku, Kiruhura, Kiryandongo, Kisoro, Kitgum, Koboko, Kole, Kotido, Kumi, Kween, Kyankwanzi, Kyegegwa, Kyenjojo, Lamwo, Lira, Luuka, Luwero, Lwengo, Lyantonde, Manafwa, Masaka, Masindi, Mayuge, Mbale, Mbarara, Mitoma, Mityana, Moroto, Moyo, Mpigi, Mubende, Mukono, Nakapiripirit, Nakaseke, Nakasongola, Namayingo, Namutumba, Napak, Nebbi, Ngora, Ntoroko, Ntungamo, Nwoya, Maracha, Omoro, Otuke, Oyam, Pader, Pallisa, Rakai, Rubanda, Rubirizi, Rukungiri, Sembabule, Serere, Sheema, Sironko, Soroti, Tororo, Wakiso, Yumbe, Zombo, Bunyangabo, Butebo, Kyotera, Namisindwa, Pakwach, Rukiga, <i>Nabilatuk, Bugweri, Kasanda, Kwanja, Kapelebyong, Kikube, Rwampara, Karenga, Obongi, Kalaki, Kitagwenda, Kazo, Madi-Okollo.</i>
1 st July 2020	135	Abim, Adjumani, Agago, Alebtong, Amolatar, Amudat, Amuria, Amuru, Apac, Arua, Budaka, Bududa, Bugiri, Buhweju, Buikwe, Bukedea, Bukomansimbi, Bukwo, Bulambuli, Buliisa, Bundibugyo, Bushenyi, Busia, Butaleja, Butambala, Buvuma, Buyende, Dokolo, Gomba, Gulu, Hoima, Ibanda, Iganga, Isingiro, Jinja, Kaabong, Kabale, Kabarole, Kaberamaido, Kagadi, Kakumiro, Kalangala, Kaliro, Kalungu, Kamuli, Kamwenge, Kanungu, Kapchorwa, Kasese, Katakwi, Kayunga, Kibaale, Kiboga, Kibuku, Kiruhura, Kiryandongo, Kisoro, Kitgum, Koboko, Kole, Kotido, Kumi, Kween, Kyankwanzi, Kyegegwa, Kyenjojo, Lamwo, Lira, Luuka, Luwero, Lwengo, Lyantonde, Manafwa, Masaka, Masindi, Mayuge, Mbale, Mbarara, Mitoma, Mityana, Moroto, Moyo, Mpigi, Mubende, Mukono, Nakapiripirit, Nakaseke, Nakasongola, Namayingo, Namutumba, Napak, Nebbi, Ngora, Ntoroko, Ntungamo, Nwoya, Maracha, Omoro, Otuke, Oyam, Pader, Pallisa, Rakai, Rubanda, Rubirizi, Rukungiri, Sembabule, Serere, Sheema, Sironko, Soroti, Tororo, Wakiso, Yumbe, Zombo, Bunyangabo, Butebo, Kyotera, Namisindwa, Pakwach, Rukiga, <i>Nabilatuk, Bugweri, Kasanda, Kwanja, Kapelebyong, Kikube, Rwampara, Karenga, Obongi, Kalaki, Kitagwenda, Kazo, Madi-Okollo, Terego</i>

Annex 2: Transfers to LGs (FY 2020/21 – 2023/24)

Transfers to LGs for FY 2020/21

LG/Item	Sum of Approved Budget	Sum of Revised Budget	Sum of Release
Abim District	14,920,378,549	15,019,791,169	12,473,509,218
District Discretionary Equalisation Development Gr	469,544,491	469,544,491	469,544,490
District Unconditional Grant Non-Wage	446,478,491	446,478,491	446,478,492
District Unconditional Grant Wage	1,448,417,259	1,448,417,259	1,095,136,357
Gratuity	1,347,363,958	1,347,363,958	1,347,363,960
Pensions	277,799,237	277,799,237	277,799,236
Pensions Arrears	-	-	-
Salary Arrears	-	-	-
Sector Conditional Grant - Development	1,761,774,731	1,761,774,731	1,761,774,732
Sector Conditional Grant - Non Wage Recurrent	390,277,355	433,573,333	432,683,501
Sector Conditional Grant - Wage Recurrent	8,625,841,815	8,681,958,457	6,526,194,361
Support Services Conditional Grant - Non Wage Recu	-	-	-
Transitional Conditional Grant – Development	19,801,980	19,801,980	19,801,980
Urban Unconditional Grant Wage	133,079,232	133,079,232	96,732,109
Adjumani District	36,870,952,760	39,297,050,078	22,621,421,010
District Discretionary Equalisation Development Gr	12,976,021,934	12,976,021,934	628,500,231
District Unconditional Grant Non-Wage	537,293,734	537,293,734	537,293,733
District Unconditional Grant Wage	2,304,557,288	2,304,557,288	1,742,456,780
Gratuity	1,088,735,681	1,088,735,681	1,088,735,680
Pensions	1,187,298,228	1,187,298,228	1,187,298,228
Pensions Arrears	161,070,857	161,070,857	161,070,857
Salary Arrears	19,260,582	19,260,582	19,260,582
Sector Conditional Grant - Development	2,427,432,171	3,831,109,263	3,831,109,263
Sector Conditional Grant - Non Wage Recurrent	693,201,122	805,000,541	752,389,976
Sector Conditional Grant - Wage Recurrent	15,236,111,191	16,146,731,998	12,488,377,706

LG/Item	Sum of Approved Budget	Sum of Revised Budget	Sum of Release
Support Services Conditional Grant - Non Wage Recu	-	-	-
Transitional Conditional Grant – Development	19,801,980	19,801,980	19,801,980
Urban Unconditional Grant Wage	220,167,992	220,167,992	165,125,994
Agago District	23,846,017,578	25,295,358,394	21,157,679,915
District Discretionary Equalisation Development Gr	735,316,735	735,316,735	735,316,734
District Unconditional Grant Non-Wage	711,204,631	711,204,631	711,204,631
District Unconditional Grant Wage	1,528,085,684	1,528,085,684	1,152,893,447
Gratuity	1,778,157,508	1,778,157,508	1,778,157,508
Pensions	370,306,476	370,306,476	370,306,476
Pensions Arrears	40,554,083	40,554,083	40,554,083
Salary Arrears	68,949,545	68,949,545	68,949,545
Sector Conditional Grant - Development	3,632,728,150	4,547,317,621	4,547,317,619
Sector Conditional Grant - Non Wage Recurrent	566,090,832	694,275,761	628,368,354
Sector Conditional Grant - Wage Recurrent	13,650,448,274	14,057,014,690	10,476,491,353
Support Services Conditional Grant - Non Wage Recu	-	-	-
Transitional Conditional Grant – Development	319,801,980	319,801,980	319,801,980
Urban Unconditional Grant Wage	444,373,680	444,373,680	328,318,185
Alebtong District	19,111,012,339	21,928,436,040	18,123,057,081
District Discretionary Equalisation Development Gr	588,564,445	588,564,445	588,564,444
District Unconditional Grant Non-Wage	582,293,572	582,293,572	582,293,571
District Unconditional Grant Wage	1,233,136,208	1,355,484,997	1,030,886,802
Gratuity	695,494,333	2,586,782,071	2,586,782,070
Pensions	645,088,381	645,088,381	645,088,382
Pensions Arrears	-	-	-
Salary Arrears	-	-	-
Sector Conditional Grant - Development	3,293,947,165	3,860,625,564	3,860,625,563
Sector Conditional Grant - Non Wage Recurrent	455,159,668	593,445,668	560,843,880
Sector Conditional Grant - Wage Recurrent	11,379,106,238	11,477,929,013	8,148,249,640
Support Services Conditional Grant - Non Wage Recu	-	-	-

LG/Item	Sum of Approved Budget	Sum of Revised Budget	Sum of Release
Transitional Conditional Grant – Development	97,834,845	97,834,845	-
Urban Unconditional Grant Wage	140,387,484	140,387,484	119,722,729
Amolatar District	17,542,868,759	17,539,049,293	14,869,940,412
District Discretionary Equalisation Development Gr	344,350,592	344,350,592	344,350,593
District Unconditional Grant Non-Wage	526,436,198	526,436,198	526,436,198
District Unconditional Grant Wage	1,406,897,201	1,406,897,201	1,063,743,383
Gratuity	1,094,420,813	1,094,420,813	1,094,420,812
Pensions	557,321,137	557,321,137	557,321,138
Pensions Arrears	-	-	-
Salary Arrears	53,890,958	53,890,958	53,890,958
Sector Conditional Grant - Development	3,797,894,561	3,797,894,561	3,797,894,562
Sector Conditional Grant - Non Wage Recurrent	551,401,960	528,230,131	477,162,611
Sector Conditional Grant - Wage Recurrent	8,709,378,050	8,728,730,413	6,580,972,735
Support Services Conditional Grant - Non Wage Recu	-	-	-
Transitional Conditional Grant – Development	269,214,061	269,214,061	200,000,001
Urban Unconditional Grant Wage	231,663,228	231,663,228	173,747,421
Amudat District	7,892,128,025	8,468,179,447	7,893,216,138
District Discretionary Equalisation Development Gr	492,264,445	492,264,445	492,264,444
District Unconditional Grant Non-Wage	388,141,000	388,141,000	388,140,999
District Unconditional Grant Wage	854,333,941	854,333,941	618,559,587
Gratuity	186,442,833	186,442,833	186,442,832
Pensions	107,804,650	107,804,650	107,804,650
Pensions Arrears	-	-	-
Salary Arrears	-	-	-
Sector Conditional Grant - Development	2,434,604,554	2,861,304,554	2,861,304,553
Sector Conditional Grant - Non Wage Recurrent	370,065,395	403,391,395	402,754,078
Sector Conditional Grant - Wage Recurrent	2,929,432,021	3,002,731,122	2,668,623,072
Support Services Conditional Grant - Non Wage Recu	-	-	-
Transitional Conditional Grant – Development	19,801,980	19,801,980	19,801,980

LG/Item	Sum of Approved Budget	Sum of Revised Budget	Sum of Release
Urban Unconditional Grant Wage	109,237,206	151,963,527	147,519,943
Amuria District	17,979,340,730	18,230,049,067	15,148,943,000
District Discretionary Equalisation Development Gr	662,015,368	662,015,368	662,015,367
District Unconditional Grant Non-Wage	604,066,596	604,066,596	604,066,596
District Unconditional Grant Wage	1,193,818,872	1,313,738,302	968,192,423
Gratuity	1,295,134,580	1,295,134,580	1,295,134,580
Pensions	713,149,236	713,149,236	713,149,237
Pensions Arrears	-	-	-
Salary Arrears	-	-	-
Sector Conditional Grant - Development	1,776,119,386	1,777,336,297	1,777,336,296
Sector Conditional Grant - Non Wage Recurrent	577,662,747	668,694,919	615,816,163
Sector Conditional Grant - Wage Recurrent	10,736,804,969	10,759,800,394	8,183,756,778
Support Services Conditional Grant - Non Wage Recu	-	-	-
Transitional Conditional Grant – Development	270,240,019	270,240,019	200,000,001
Urban Unconditional Grant Wage	150,328,957	165,873,356	129,475,559
Amuru District	17,020,714,079	18,463,909,692	15,193,456,666
District Discretionary Equalisation Development Gr	571,384,007	571,384,007	571,384,008
District Unconditional Grant Non-Wage	482,046,577	482,046,577	482,046,577
District Unconditional Grant Wage	2,697,213,935	2,697,213,935	2,039,341,236
Gratuity	262,249,691	262,249,691	262,249,692
Pensions	451,605,803	451,605,803	451,605,803
Pensions Arrears	-	-	-
Salary Arrears	-	-	-
Sector Conditional Grant - Development	2,271,651,414	3,322,431,088	3,322,431,088
Sector Conditional Grant - Non Wage Recurrent	463,604,546	519,388,289	474,972,455
Sector Conditional Grant - Wage Recurrent	9,651,910,034	9,988,542,230	7,489,587,368
Support Services Conditional Grant - Non Wage Recu	-	-	-
Transitional Conditional Grant – Development	19,801,980	19,801,980	19,801,980
Urban Unconditional Grant Wage	149,246,092	149,246,092	80,036,459

LG/Item	Sum of Approved Budget	Sum of Revised Budget	Sum of Release
Apac District	22,063,284,082	22,445,035,008	19,608,786,385
District Discretionary Equalisation Development Gr	334,851,074	334,851,074	334,851,075
District Unconditional Grant Non-Wage	514,036,413	514,036,413	514,036,413
District Unconditional Grant Wage	1,621,116,816	1,621,116,816	1,162,632,130
Gratuity	1,204,870,666	1,204,870,666	1,204,870,668
Pensions	3,786,572,586	3,786,572,586	3,786,572,586
Pensions Arrears	4,135,600	4,135,600	4,135,600
Salary Arrears	-	-	-
Sector Conditional Grant - Development	3,316,270,622	3,316,578,517	3,316,578,518
Sector Conditional Grant - Non Wage Recurrent	397,949,958	441,066,828	414,364,832
Sector Conditional Grant - Wage Recurrent	10,817,088,692	11,155,414,853	8,870,744,563
Support Services Conditional Grant - Non Wage Recu	-	-	-
Transitional Conditional Grant – Development	66,391,655	66,391,655	-
Urban Unconditional Grant Wage	-	-	-
Apac Municipal Council	15,070,374,147	15,093,902,070	4,448,219,469
Gratuity	112,051,032	112,051,032	112,051,032
Pensions	85,003,717	85,003,717	85,003,717
Pensions Arrears	-	-	-
Salary Arrears	-	-	-
Sector Conditional Grant - Development	482,558,832	482,558,832	482,558,832
Sector Conditional Grant - Non Wage Recurrent	176,659,712	182,910,712	182,500,939
Sector Conditional Grant - Wage Recurrent	3,233,801,098	3,246,523,080	2,551,026,376
Support Services Conditional Grant - Non Wage Recu	-	-	-
Transitional Conditional Grant – Development	200,000,000	200,000,000	200,000,001
Urban Discretionary Equalisation Development Grant	9,754,752,029	9,754,752,029	-
Urban Unconditional Grant Wage	780,096,383	784,651,324	589,627,229
Urban Unconditional Non-Wage	245,451,344	245,451,344	245,451,343
Arua city	21,449,328,343	21,615,467,002	6,324,679,969
Gratuity	559,622,076	559,622,076	559,622,076

LG/Item	Sum of Approved Budget	Sum of Revised Budget	Sum of Release
Pensions	361,030,632	361,030,632	361,030,631
Pensions Arrears	-	-	-
Salary Arrears	-	-	-
Sector Conditional Grant - Development	155,347,574	155,347,574	155,347,575
Sector Conditional Grant - Non Wage Recurrent	229,103,310	196,062,310	195,477,447
Sector Conditional Grant - Wage Recurrent	5,083,302,496	5,282,482,155	4,175,990,261
Support Services Conditional Grant - Non Wage Recu	-	-	-
Transitional Conditional Grant – Development	-	-	-
Urban Discretionary Equalisation Development Grant	13,963,733,894	13,963,733,894	-
Urban Unconditional Grant Wage	879,905,535	879,905,535	659,929,152
Urban Unconditional Non-Wage	217,282,826	217,282,826	217,282,827
Arua District	61,793,387,514	62,779,911,013	38,756,240,778
District Discretionary Equalisation Development Gr	16,683,521,002	16,683,521,002	1,283,963,682
District Unconditional Grant Non-Wage	1,131,909,149	1,131,909,149	1,131,909,150
District Unconditional Grant Wage	2,457,046,249	2,457,046,249	1,857,752,427
Gratuity	2,848,212,293	2,848,212,293	2,848,212,292
Pensions	3,713,289,186	3,713,289,186	3,713,289,185
Pensions Arrears	-	574,095,451	574,095,451
Salary Arrears	-	-	-
Sector Conditional Grant - Development	2,287,144,473	2,292,403,765	2,292,403,764
Sector Conditional Grant - Non Wage Recurrent	949,961,664	1,135,166,664	1,106,631,234
Sector Conditional Grant - Wage Recurrent	30,963,365,840	31,174,067,750	23,247,983,594
Support Services Conditional Grant - Non Wage Recu	-	-	-
Transitional Conditional Grant – Development	758,937,658	758,937,658	699,999,999
Urban Unconditional Grant Wage	-	11,261,846	-
Budaka District	19,157,230,010	21,307,509,002	17,981,559,165
District Discretionary Equalisation Development Gr	748,048,539	748,048,539	748,048,539
District Unconditional Grant Non-Wage	546,080,218	546,080,218	546,080,218
District Unconditional Grant Wage	1,600,990,483	1,804,220,776	1,347,710,351

LG/Item	Sum of Approved Budget	Sum of Revised Budget	Sum of Release
Gratuity	335,662,717	479,111,749	479,111,749
Pensions	843,970,780	987,419,812	987,419,812
Pensions Arrears	286,741,996	286,741,996	286,741,996
Salary Arrears	26,312,597	26,312,597	26,312,597
Sector Conditional Grant - Development	2,713,831,936	3,473,478,330	3,473,478,329
Sector Conditional Grant - Non Wage Recurrent	574,554,733	697,550,576	671,018,737
Sector Conditional Grant - Wage Recurrent	11,267,929,586	12,036,684,365	9,298,263,154
Support Services Conditional Grant - Non Wage Recu	-	-	-
Transitional Conditional Grant – Development	68,279,673	68,279,673	-
Urban Unconditional Grant Wage	144,826,752	153,580,371	117,373,683
Bududa District	19,893,779,085	21,685,494,492	17,428,294,390
District Discretionary Equalisation Development Gr	667,083,309	667,083,309	667,083,309
District Unconditional Grant Non-Wage	754,060,762	754,060,762	754,060,762
District Unconditional Grant Wage	1,180,246,415	1,374,565,159	1,010,050,592
Gratuity	906,817,840	906,817,840	906,817,840
Pensions	815,548,356	815,548,356	815,548,356
Pensions Arrears	-	-	-
Salary Arrears	-	-	-
Sector Conditional Grant - Development	2,649,476,183	3,349,027,569	3,349,027,570
Sector Conditional Grant - Non Wage Recurrent	650,247,709	730,456,750	620,585,542
Sector Conditional Grant - Wage Recurrent	11,865,171,531	12,638,956,865	8,948,805,036
Support Services Conditional Grant - Non Wage Recu	-	-	-
Transitional Conditional Grant – Development	219,801,980	219,801,980	219,801,981
Urban Unconditional Grant Wage	185,325,000	229,175,902	136,513,402
Bugiri District	27,238,973,806	27,495,183,377	22,266,904,368
District Discretionary Equalisation Development Gr	338,198,279	338,198,279	338,198,280
District Unconditional Grant Non-Wage	665,492,270	665,492,270	665,492,270
District Unconditional Grant Wage	2,127,136,772	2,127,136,772	1,608,310,589
Gratuity	460,271,406	460,271,406	460,271,404

LG/Item	Sum of Approved Budget	Sum of Revised Budget	Sum of Release
Pensions	1,086,949,135	1,159,999,831	1,159,999,831
Pensions Arrears	-	-	-
Salary Arrears	-	-	-
Sector Conditional Grant - Development	3,384,417,758	3,384,417,758	3,384,417,759
Sector Conditional Grant - Non Wage Recurrent	732,081,868	879,115,567	805,745,231
Sector Conditional Grant - Wage Recurrent	18,424,624,338	18,460,749,514	13,824,667,024
Support Services Conditional Grant - Non Wage Recu	-	-	-
Transitional Conditional Grant – Development	19,801,980	19,801,980	19,801,980
Urban Unconditional Grant Wage	-	-	-
Bugiri Municipal Council	3,390,960,802	3,605,189,982	3,167,610,067
Gratuity	240,018,157	240,018,157	240,018,156
Pensions	95,431,332	95,431,332	95,431,332
Pensions Arrears	-	-	-
Salary Arrears	-	-	-
Sector Conditional Grant - Development	242,984,215	242,984,215	242,984,214
Sector Conditional Grant - Non Wage Recurrent	165,032,784	198,308,784	198,002,995
Sector Conditional Grant - Wage Recurrent	1,729,794,259	1,910,747,439	1,630,343,657
Support Services Conditional Grant - Non Wage Recu	-	-	-
Transitional Conditional Grant – Development	-	-	-
Urban Discretionary Equalisation Development Grant	93,907,110	93,907,110	93,907,110
Urban Unconditional Grant Wage	627,481,368	627,481,368	470,611,026
Urban Unconditional Non-Wage	196,311,577	196,311,577	196,311,577
Bugweri District	13,440,501,988	13,629,174,279	10,925,275,734
District Discretionary Equalisation Development Gr	101,198,358	101,198,358	101,198,358
District Unconditional Grant Non-Wage	401,579,193	401,579,193	401,579,193
District Unconditional Grant Wage	1,152,469,746	1,152,469,746	871,372,882
Gratuity	247,938,684	247,938,684	247,938,684
Pensions	60,575,247	60,575,247	60,575,247
Pensions Arrears	-	-	-

LG/Item	Sum of Approved Budget	Sum of Revised Budget	Sum of Release
Salary Arrears	70,353,453	70,353,453	70,353,453
Sector Conditional Grant - Development	1,344,196,835	1,379,572,347	1,379,572,348
Sector Conditional Grant - Non Wage Recurrent	413,804,296	457,773,766	456,607,186
Sector Conditional Grant - Wage Recurrent	9,478,584,196	9,587,911,505	7,203,776,403
Support Services Conditional Grant - Non Wage Recu	-	-	-
Transitional Conditional Grant – Development	19,801,980	19,801,980	19,801,980
Urban Unconditional Grant Wage	150,000,000	150,000,000	112,500,000
Buhweju District	12,747,946,703	13,786,594,234	12,603,604,784
District Discretionary Equalisation Development Gr	67,528,329	67,528,329	67,528,329
District Unconditional Grant Non-Wage	459,106,524	459,106,524	459,106,524
District Unconditional Grant Wage	1,118,509,833	1,265,112,679	957,442,826
Gratuity	608,581,426	608,581,426	608,581,428
Pensions	303,105,089	303,105,089	303,105,088
Pensions Arrears	-	-	-
Salary Arrears	-	-	-
Sector Conditional Grant - Development	3,248,069,261	3,248,636,987	3,248,636,988
Sector Conditional Grant - Non Wage Recurrent	394,803,551	449,153,514	448,442,961
Sector Conditional Grant - Wage Recurrent	6,240,737,240	7,009,331,602	6,134,722,555
Support Services Conditional Grant - Non Wage Recu	-	-	-
Transitional Conditional Grant – Development	219,801,980	219,801,980	219,801,981
Urban Unconditional Grant Wage	87,703,470	156,236,104	156,236,104
Buikwe District	19,649,959,107	19,708,695,353	16,420,161,835
District Discretionary Equalisation Development Gr	87,424,318	87,424,318	87,424,317
District Unconditional Grant Non-Wage	461,824,490	461,824,490	461,824,490
District Unconditional Grant Wage	1,378,421,143	1,378,421,143	1,038,777,418
Gratuity	2,302,053,373	2,302,053,373	2,302,053,372
Pensions	717,899,002	717,899,002	717,899,003
Pensions Arrears	-	-	-
Salary Arrears	-	-	-

LG/Item	Sum of Approved Budget	Sum of Revised Budget	Sum of Release
Sector Conditional Grant - Development	1,962,304,880	1,987,807,234	1,987,807,235
Sector Conditional Grant - Non Wage Recurrent	577,122,040	602,210,073	601,276,559
Sector Conditional Grant - Wage Recurrent	11,096,806,025	11,104,951,884	8,329,732,045
Support Services Conditional Grant - Non Wage Recu	-	-	-
Transitional Conditional Grant – Development	419,801,980	419,801,980	419,801,979
Urban Unconditional Grant Wage	646,301,856	646,301,856	473,565,417
Bukedea District	25,466,140,872	25,558,557,615	21,541,490,457
District Discretionary Equalisation Development Gr	711,208,938	711,208,938	711,208,938
District Unconditional Grant Non-Wage	481,421,390	481,421,390	481,421,389
District Unconditional Grant Wage	1,286,142,140	1,286,142,140	929,867,664
Gratuity	1,833,289,605	1,833,289,605	1,833,289,604
Pensions	986,201,303	986,201,303	986,201,303
Pensions Arrears	419,122,272	419,122,272	419,122,272
Salary Arrears	-	-	-
Sector Conditional Grant - Development	4,299,169,752	4,299,169,752	4,299,169,752
Sector Conditional Grant - Non Wage Recurrent	650,334,440	684,184,878	649,515,352
Sector Conditional Grant - Wage Recurrent	14,532,273,007	14,584,639,954	11,089,329,877
Support Services Conditional Grant - Non Wage Recu	-	-	-
Transitional Conditional Grant – Development	85,424,761	85,424,761	-
Urban Unconditional Grant Wage	181,553,264	187,752,622	142,364,306
Bukomansimbi District	14,480,886,664	14,798,783,912	12,215,273,109
District Discretionary Equalisation Development Gr	85,967,829	85,967,829	85,967,829
District Unconditional Grant Non-Wage	409,765,338	409,765,338	409,765,337
District Unconditional Grant Wage	1,146,905,037	1,183,558,006	874,449,774
Gratuity	1,181,256,601	1,181,256,601	1,181,256,600
Pensions	449,381,124	449,381,124	449,381,124
Pensions Arrears	-	-	-
Salary Arrears	17,269,621	17,269,621	17,269,621
Sector Conditional Grant - Development	1,618,927,126	1,650,175,473	1,650,175,472

LG/Item	Sum of Approved Budget	Sum of Revised Budget	Sum of Release
Sector Conditional Grant - Non Wage Recurrent	456,911,939	462,515,147	461,484,205
Sector Conditional Grant - Wage Recurrent	8,941,684,853	9,174,823,382	6,963,827,266
Support Services Conditional Grant - Non Wage Recu	-	-	-
Transitional Conditional Grant – Development	19,801,980	19,801,980	19,801,980
Urban Unconditional Grant Wage	153,015,216	164,269,411	101,893,901
Bukwo District	18,700,593,529	19,526,375,081	16,593,385,373
District Discretionary Equalisation Development Gr	310,979,748	310,979,748	310,979,748
District Unconditional Grant Non-Wage	533,732,977	533,732,977	533,732,976
District Unconditional Grant Wage	1,665,489,504	1,755,402,386	1,301,458,515
Gratuity	915,630,207	915,630,207	915,630,208
Pensions	368,835,859	368,835,859	368,835,859
Pensions Arrears	-	-	-
Salary Arrears	-	-	-
Sector Conditional Grant - Development	3,547,920,187	4,152,623,778	4,152,623,777
Sector Conditional Grant - Non Wage Recurrent	486,170,066	552,901,532	551,439,168
Sector Conditional Grant - Wage Recurrent	10,661,550,029	10,667,836,430	8,216,306,427
Support Services Conditional Grant - Non Wage Recu	-	-	-
Transitional Conditional Grant – Development	19,801,980	19,801,980	19,801,980
Urban Unconditional Grant Wage	190,482,972	248,630,184	222,576,715
Bulambuli District	20,461,996,319	21,622,961,129	18,621,809,645
District Discretionary Equalisation Development Gr	658,869,016	658,869,016	658,869,015
District Unconditional Grant Non-Wage	804,460,242	804,460,242	804,460,242
District Unconditional Grant Wage	2,185,130,714	2,185,130,714	1,652,159,332
Gratuity	1,965,534,423	1,965,534,423	1,965,534,424
Pensions	537,599,137	537,599,137	537,599,136
Pensions Arrears	267,816,266	267,816,266	267,816,266
Salary Arrears	11,271,135	11,271,135	11,271,135
Sector Conditional Grant - Development	3,295,582,306	4,193,261,813	4,193,261,812
Sector Conditional Grant - Non Wage Recurrent	681,610,414	768,455,060	741,841,806

LG/Item	Sum of Approved Budget	Sum of Revised Budget	Sum of Release
Sector Conditional Grant - Wage Recurrent	9,618,080,452	9,720,571,917	7,431,006,462
Support Services Conditional Grant - Non Wage Recu	-	-	-
Transitional Conditional Grant – Development	198,312,866	198,312,866	100,000,000
Urban Unconditional Grant Wage	237,729,348	311,678,540	257,990,015
Buliisa District	11,367,283,039	12,399,212,475	10,654,270,720
District Discretionary Equalisation Development Gr	385,887,462	385,887,462	385,887,462
District Unconditional Grant Non-Wage	407,117,397	407,117,397	407,117,397
District Unconditional Grant Wage	793,858,197	793,858,197	588,642,882
Gratuity	96,155,591	376,373,798	376,373,799
Pensions	137,701,883	147,317,474	147,317,474
Pensions Arrears	-	-	-
Salary Arrears	-	-	-
Sector Conditional Grant - Development	1,998,409,858	2,398,846,849	2,398,846,848
Sector Conditional Grant - Non Wage Recurrent	364,366,393	398,565,393	398,029,697
Sector Conditional Grant - Wage Recurrent	7,042,940,784	7,345,414,557	5,845,045,810
Support Services Conditional Grant - Non Wage Recu	-	-	-
Transitional Conditional Grant – Development	19,801,980	19,801,980	19,801,980
Urban Unconditional Grant Wage	121,043,494	126,029,368	87,207,371
Bundibugyo District	29,236,951,189	29,481,533,416	24,412,131,274
District Discretionary Equalisation Development Gr	205,104,672	205,104,672	205,104,672
District Unconditional Grant Non-Wage	719,487,771	719,487,771	719,487,771
District Unconditional Grant Wage	1,920,543,841	1,920,543,841	1,452,107,376
Gratuity	2,200,305,331	2,200,305,331	2,200,305,332
Pensions	807,864,984	807,864,984	807,864,985
Pensions Arrears	318,080,208	318,080,208	318,080,208
Salary Arrears	264,106,982	264,106,982	264,106,982
Sector Conditional Grant - Development	3,795,344,305	3,797,011,980	3,797,011,979
Sector Conditional Grant - Non Wage Recurrent	658,662,933	790,898,277	725,029,794
Sector Conditional Grant - Wage Recurrent	17,920,394,682	18,031,073,890	13,597,790,070

LG/Item	Sum of Approved Budget	Sum of Revised Budget	Sum of Release
Support Services Conditional Grant - Non Wage Recu	-	-	-
Transitional Conditional Grant – Development	19,801,980	19,801,980	19,801,980
Urban Unconditional Grant Wage	407,253,500	407,253,500	305,440,125
Bunyangabu District	16,105,488,853	16,282,279,008	13,528,649,615
District Discretionary Equalisation Development Gr	181,322,362	181,322,362	181,322,361
District Unconditional Grant Non-Wage	477,750,212	477,750,212	477,750,212
District Unconditional Grant Wage	1,240,107,970	1,312,177,755	957,259,140
Gratuity	764,474,727	764,474,727	764,474,728
Pensions	204,589,509	204,589,509	204,589,508
Pensions Arrears	196,691,349	196,691,349	196,691,349
Salary Arrears	26,551,909	26,551,909	26,551,909
Sector Conditional Grant - Development	2,892,007,383	2,893,245,522	2,893,245,522
Sector Conditional Grant - Non Wage Recurrent	418,755,932	462,706,577	461,701,206
Sector Conditional Grant - Wage Recurrent	9,277,664,916	9,337,196,502	7,040,933,747
Support Services Conditional Grant - Non Wage Recu	-	-	-
Transitional Conditional Grant – Development	19,801,980	19,801,980	19,801,980
Urban Unconditional Grant Wage	405,770,604	405,770,604	304,327,953
Bushenyi District	26,294,503,549	27,213,562,014	22,735,359,084
District Discretionary Equalisation Development Gr	79,754,551	79,754,551	79,754,550
District Unconditional Grant Non-Wage	590,782,256	590,782,256	590,782,256
District Unconditional Grant Wage	2,356,872,360	2,356,872,360	1,782,011,775
Gratuity	1,749,569,392	1,749,569,392	1,749,569,392
Pensions	2,636,889,986	2,636,889,986	2,636,889,986
Pensions Arrears	-	481,352,604	481,352,604
Salary Arrears	-	-	-
Sector Conditional Grant - Development	2,261,116,404	2,333,302,325	2,333,302,325
Sector Conditional Grant - Non Wage Recurrent	624,522,405	683,257,506	643,654,979
Sector Conditional Grant - Wage Recurrent	14,823,749,420	15,015,651,258	11,217,766,324
Support Services Conditional Grant - Non Wage Recu	-	-	-

LG/Item	Sum of Approved Budget	Sum of Revised Budget	Sum of Release
Transitional Conditional Grant – Development	1,046,246,775	1,046,246,775	999,999,999
Urban Unconditional Grant Wage	125,000,000	239,883,001	220,274,894
Bushenyi- Ishaka Municipal Council	7,925,694,566	8,677,954,595	7,308,307,318
Gratuity	384,890,046	914,907,093	914,907,092
Pensions	425,815,898	462,980,348	462,980,347
Pensions Arrears	3,106,880	3,106,880	3,106,880
Salary Arrears	11,983,384	11,983,384	11,983,384
Sector Conditional Grant - Development	133,760,457	133,931,995	133,931,995
Sector Conditional Grant - Non Wage Recurrent	168,037,436	171,280,436	171,027,367
Sector Conditional Grant - Wage Recurrent	5,079,394,277	5,197,343,352	3,997,493,724
Support Services Conditional Grant - Non Wage Recu	-	-	-
Transitional Conditional Grant – Development	700,000,000	700,000,000	699,999,999
Urban Discretionary Equalisation Development Grant	93,691,164	93,691,164	93,691,164
Urban Unconditional Grant Wage	659,515,513	723,230,432	553,685,854
Urban Unconditional Non-Wage	265,499,511	265,499,511	265,499,512
Busia District	27,223,621,909	27,738,368,620	22,911,132,505
District Discretionary Equalisation Development Gr	667,186,374	667,186,374	667,186,374
District Unconditional Grant Non-Wage	672,062,711	672,062,711	672,062,711
District Unconditional Grant Wage	1,380,753,809	1,380,753,809	987,418,951
Gratuity	1,479,783,495	1,479,783,495	1,479,783,496
Pensions	1,313,709,624	1,313,709,624	1,313,709,625
Pensions Arrears	-	-	-
Salary Arrears	-	-	-
Sector Conditional Grant - Development	3,402,032,688	3,507,067,754	3,507,067,754
Sector Conditional Grant - Non Wage Recurrent	751,003,516	896,977,942	857,777,686
Sector Conditional Grant - Wage Recurrent	17,537,287,712	17,734,525,949	13,339,824,946
Support Services Conditional Grant - Non Wage Recu	-	-	-
Transitional Conditional Grant – Development	19,801,980	19,801,980	19,801,980
Urban Unconditional Grant Wage	-	66,498,982	66,498,982

LG/Item	Sum of Approved Budget	Sum of Revised Budget	Sum of Release
Busia Municipal Council	13,752,180,867	14,127,390,342	4,579,604,346
Gratuity	571,497,375	571,497,375	571,497,376
Pensions	119,313,552	119,313,552	119,313,552
Pensions Arrears	91,213,690	91,213,690	91,213,690
Salary Arrears	-	-	-
Sector Conditional Grant - Development	443,352,380	443,352,380	443,352,381
Sector Conditional Grant - Non Wage Recurrent	182,601,093	208,827,093	208,372,392
Sector Conditional Grant - Wage Recurrent	2,353,503,210	2,702,486,685	2,460,068,159
Support Services Conditional Grant - Non Wage Recu	-	-	-
Transitional Conditional Grant – Development	-	-	-
Urban Discretionary Equalisation Development Grant	9,150,628,639	9,150,628,639	-
Urban Unconditional Grant Wage	617,136,528	617,136,528	462,852,396
Urban Unconditional Non-Wage	222,934,400	222,934,400	222,934,400
Butaleja District	25,775,897,333	26,048,384,346	21,687,241,943
District Discretionary Equalisation Development Gr	841,993,980	841,993,980	841,993,980
District Unconditional Grant Non-Wage	588,670,558	588,670,558	588,670,559
District Unconditional Grant Wage	1,537,643,570	1,537,643,570	1,162,599,635
Gratuity	1,708,611,574	1,708,611,574	1,708,611,576
Pensions	1,326,622,794	1,326,622,794	1,326,622,793
Pensions Arrears	-	-	-
Salary Arrears	-	-	-
Sector Conditional Grant - Development	2,448,030,616	2,449,490,113	2,449,490,112
Sector Conditional Grant - Non Wage Recurrent	750,439,118	878,352,313	815,676,255
Sector Conditional Grant - Wage Recurrent	15,943,158,762	16,062,289,061	12,222,992,367
Support Services Conditional Grant - Non Wage Recu	-	-	-
Transitional Conditional Grant – Development	359,764,381	359,764,381	300,000,000
Urban Unconditional Grant Wage	270,961,980	294,946,002	270,584,666
Butambala District	18,449,629,560	19,468,630,567	16,165,374,053
District Discretionary Equalisation Development Gr	66,498,695	66,498,695	66,498,696

LG/Item	Sum of Approved Budget	Sum of Revised Budget	Sum of Release
District Unconditional Grant Non-Wage	370,034,617	370,034,617	370,034,616
District Unconditional Grant Wage	974,676,798	1,052,551,032	770,969,803
Gratuity	2,285,082,870	2,285,082,870	2,285,082,872
Pensions	514,552,840	514,552,840	514,552,841
Pensions Arrears	-	-	-
Salary Arrears	22,415,460	22,415,460	22,415,460
Sector Conditional Grant - Development	1,411,286,442	1,452,827,001	1,452,827,001
Sector Conditional Grant - Non Wage Recurrent	430,402,768	494,582,768	493,465,180
Sector Conditional Grant - Wage Recurrent	12,121,520,538	12,923,536,001	9,904,998,447
Support Services Conditional Grant - Non Wage Recu	-	-	-
Transitional Conditional Grant – Development	119,801,980	119,801,980	119,801,979
Urban Unconditional Grant Wage	133,356,552	166,747,303	164,727,158
Butebo District	14,609,009,320	14,904,537,949	13,081,827,170
District Discretionary Equalisation Development Gr	445,585,495	445,585,495	445,585,494
District Unconditional Grant Non-Wage	404,065,614	404,065,614	404,065,613
District Unconditional Grant Wage	1,216,474,708	1,216,474,708	919,766,505
Gratuity	1,601,016,380	1,601,016,380	1,601,016,380
Pensions	180,622,746	180,622,746	180,622,746
Pensions Arrears	-	-	-
Salary Arrears	-	-	-
Sector Conditional Grant - Development	2,593,680,815	2,593,680,815	2,593,680,816
Sector Conditional Grant - Non Wage Recurrent	376,185,557	450,218,648	449,159,204
Sector Conditional Grant - Wage Recurrent	7,324,251,591	7,537,912,299	6,075,413,290
Support Services Conditional Grant - Non Wage Recu	-	-	-
Transitional Conditional Grant – Development	342,126,414	342,126,414	300,000,000
Urban Unconditional Grant Wage	125,000,000	132,834,830	112,517,122
Buvuma District	9,154,307,282	10,302,310,213	8,932,250,300
District Discretionary Equalisation Development Gr	73,598,930	73,598,930	73,598,931
District Unconditional Grant Non-Wage	442,010,878	442,010,878	442,010,878

LG/Item	Sum of Approved Budget	Sum of Revised Budget	Sum of Release
District Unconditional Grant Wage	1,699,132,114	1,827,767,026	898,035,141
Gratuity	515,698,135	515,698,135	515,698,136
Pensions	109,421,820	109,421,820	109,421,820
Pensions Arrears	8,606,784	8,606,784	8,606,784
Salary Arrears	-	-	-
Sector Conditional Grant - Development	1,350,541,394	1,350,541,394	1,350,541,395
Sector Conditional Grant - Non Wage Recurrent	510,336,154	549,819,154	508,589,592
Sector Conditional Grant - Wage Recurrent	4,056,617,209	5,026,569,023	4,627,470,553
Support Services Conditional Grant - Non Wage Recu	-	-	-
Transitional Conditional Grant – Development	219,801,980	219,801,980	219,801,981
Urban Unconditional Grant Wage	168,541,884	178,475,089	178,475,089
Buyende District	19,362,042,376	19,541,779,977	16,228,811,908
District Discretionary Equalisation Development Gr	278,424,908	278,424,908	278,424,909
District Unconditional Grant Non-Wage	623,789,355	623,789,355	623,789,354
District Unconditional Grant Wage	1,313,507,380	1,353,447,906	1,014,258,561
Gratuity	2,312,168,610	2,312,168,610	2,312,168,612
Pensions	317,189,233	317,189,233	317,189,233
Pensions Arrears	-	-	-
Salary Arrears	-	-	-
Sector Conditional Grant - Development	2,263,908,210	2,263,908,210	2,263,908,210
Sector Conditional Grant - Non Wage Recurrent	719,266,202	849,760,202	792,994,226
Sector Conditional Grant - Wage Recurrent	11,392,452,274	11,419,654,349	8,522,937,480
Support Services Conditional Grant - Non Wage Recu	-	-	-
Transitional Conditional Grant – Development	19,801,980	19,801,980	19,801,980
Urban Unconditional Grant Wage	121,534,224	103,635,224	83,339,343
Dokolo District	19,257,837,040	19,668,744,017	16,989,050,996
District Discretionary Equalisation Development Gr	471,589,040	471,589,040	471,589,041
District Unconditional Grant Non-Wage	550,207,777	550,207,777	550,207,778
District Unconditional Grant Wage	1,407,405,125	1,407,405,125	1,035,893,585

LG/Item	Sum of Approved Budget	Sum of Revised Budget	Sum of Release
Gratuity	800,545,117	800,545,117	800,545,116
Pensions	823,450,618	823,450,618	823,450,619
Pensions Arrears	5,203,400	5,203,400	5,203,400
Salary Arrears	-	-	-
Sector Conditional Grant - Development	4,243,027,817	4,243,027,817	4,243,027,818
Sector Conditional Grant - Non Wage Recurrent	517,056,278	554,836,484	504,700,881
Sector Conditional Grant - Wage Recurrent	10,228,809,551	10,588,269,763	8,432,673,818
Support Services Conditional Grant - Non Wage Recu	-	-	-
Transitional Conditional Grant – Development	67,230,877	67,230,877	-
Urban Unconditional Grant Wage	143,311,440	156,977,999	121,758,940
Entebbe Municipal Council	15,722,678,771	16,151,422,143	6,036,104,548
Gratuity	526,497,281	526,497,281	526,497,280
Pensions	582,351,387	632,926,672	632,926,673
Pensions Arrears	-	-	-
Salary Arrears	-	-	-
Sector Conditional Grant - Development	365,451,435	365,451,435	365,451,435
Sector Conditional Grant - Non Wage Recurrent	254,758,210	218,756,210	218,149,599
Sector Conditional Grant - Wage Recurrent	3,866,093,920	4,280,264,007	3,306,606,797
Support Services Conditional Grant - Non Wage Recu	-	-	-
Transitional Conditional Grant – Development	-	-	-
Urban Discretionary Equalisation Development Grant	8,930,942,041	8,930,942,041	-
Urban Unconditional Grant Wage	840,446,929	840,446,929	630,335,196
Urban Unconditional Non-Wage	356,137,568	356,137,568	356,137,568
Fort-Portal city	16,918,087,295	17,023,658,114	6,468,434,538
Gratuity	369,324,398	369,324,398	369,324,396
Pensions	407,919,049	407,919,049	407,919,048
Pensions Arrears	-	95,418,819	95,418,819
Salary Arrears	-	-	-
Sector Conditional Grant - Development	148,057,551	148,057,551	148,057,551

LG/Item	Sum of Approved Budget	Sum of Revised Budget	Sum of Release
Sector Conditional Grant - Non Wage Recurrent	207,623,984	217,775,984	217,133,024
Sector Conditional Grant - Wage Recurrent	5,510,510,800	5,510,510,800	4,245,717,190
Support Services Conditional Grant - Non Wage Recu	-	-	-
Transitional Conditional Grant – Development	-	-	-
Urban Discretionary Equalisation Development Grant	9,047,696,051	9,047,696,051	-
Urban Unconditional Grant Wage	968,363,816	968,363,816	726,272,862
Urban Unconditional Non-Wage	258,591,646	258,591,646	258,591,648
Gomba District	16,310,359,660	16,680,719,619	13,847,081,724
District Discretionary Equalisation Development Gr	95,222,031	95,222,031	95,222,031
District Unconditional Grant Non-Wage	467,643,115	467,643,115	467,643,115
District Unconditional Grant Wage	1,238,806,561	1,275,319,883	962,446,646
Gratuity	1,178,665,808	1,178,665,808	1,178,665,808
Pensions	409,337,484	409,337,484	409,337,484
Pensions Arrears	-	-	-
Salary Arrears	-	-	-
Sector Conditional Grant - Development	1,695,164,912	1,696,384,419	1,696,384,419
Sector Conditional Grant - Non Wage Recurrent	506,354,877	555,190,145	520,780,472
Sector Conditional Grant - Wage Recurrent	10,490,003,772	10,745,486,505	8,264,336,745
Support Services Conditional Grant - Non Wage Recu	-	-	-
Transitional Conditional Grant – Development	119,801,980	119,801,980	119,801,979
Urban Unconditional Grant Wage	109,359,120	137,668,249	132,463,025
Gulu city	52,914,932,315	52,943,884,315	10,409,320,829
Gratuity	1,443,920,737	1,443,920,737	1,443,920,736
Pensions	745,280,312	745,280,312	745,280,312
Pensions Arrears	-	-	-
Salary Arrears	35,286,255	35,286,255	35,286,255
Sector Conditional Grant - Development	411,169,290	411,169,290	411,169,290
Sector Conditional Grant - Non Wage Recurrent	270,483,264	299,435,264	298,239,887
Sector Conditional Grant - Wage Recurrent	8,487,561,400	8,487,561,400	6,380,002,192

LG/Item	Sum of Approved Budget	Sum of Revised Budget	Sum of Release
Support Services Conditional Grant - Non Wage Recu	-	-	-
Transitional Conditional Grant – Development	-	-	-
Urban Discretionary Equalisation Development Grant	40,132,820,313	40,132,820,313	-
Urban Unconditional Grant Wage	989,163,084	989,163,084	696,174,498
Urban Unconditional Non-Wage	399,247,660	399,247,660	399,247,659
Gulu District	25,894,707,005	26,743,527,062	22,388,709,128
District Discretionary Equalisation Development Gr	427,008,334	427,008,334	427,008,333
District Unconditional Grant Non-Wage	458,486,667	458,486,667	458,486,666
District Unconditional Grant Wage	2,600,759,927	2,600,759,927	1,966,413,156
Gratuity	798,257,988	798,257,988	798,257,988
Pensions	3,417,549,288	3,417,549,288	3,417,549,287
Pensions Arrears	461,557,154	461,557,154	461,557,154
Salary Arrears	29,626,885	29,626,885	29,626,885
Sector Conditional Grant - Development	1,811,201,602	2,388,915,982	2,388,915,980
Sector Conditional Grant - Non Wage Recurrent	492,822,753	472,687,817	425,619,362
Sector Conditional Grant - Wage Recurrent	15,377,634,427	15,668,875,040	11,995,472,337
Support Services Conditional Grant - Non Wage Recu	-	-	-
Transitional Conditional Grant – Development	19,801,980	19,801,980	19,801,980
Urban Unconditional Grant Wage	-	-	-
Hoima city	38,551,337,549	38,849,356,464	7,180,814,821
Gratuity	1,005,037,022	1,005,037,022	1,005,037,024
Pensions	485,179,656	485,179,656	485,179,656
Pensions Arrears	33,283,813	33,283,813	33,283,813
Salary Arrears	-	-	-
Sector Conditional Grant - Development	260,779,618	443,735,568	443,735,567
Sector Conditional Grant - Non Wage Recurrent	254,221,580	311,796,580	310,776,444
Sector Conditional Grant - Wage Recurrent	5,251,916,174	5,309,404,139	4,089,760,404
Support Services Conditional Grant - Non Wage Recu	-	-	-
Transitional Conditional Grant – Development	-	-	-

LG/Item	Sum of Approved Budget	Sum of Revised Budget	Sum of Release
Urban Discretionary Equalisation Development Grant	30,268,569,829	30,268,569,829	-
Urban Unconditional Grant Wage	652,823,808	652,823,808	473,515,864
Urban Unconditional Non-Wage	339,526,049	339,526,049	339,526,049
Hoima District	17,549,651,821	17,842,625,869	15,926,649,828
District Discretionary Equalisation Development Gr	107,966,658	107,966,658	107,966,658
District Unconditional Grant Non-Wage	537,978,315	537,978,315	537,978,316
District Unconditional Grant Wage	1,406,671,519	1,406,671,519	1,083,043,093
Gratuity	928,879,568	928,879,568	928,879,568
Pensions	1,846,208,455	1,846,208,455	1,846,208,455
Pensions Arrears	-	-	-
Salary Arrears	-	-	-
Sector Conditional Grant - Development	1,912,218,196	1,912,218,196	1,912,218,195
Sector Conditional Grant - Non Wage Recurrent	701,504,075	724,617,921	723,843,628
Sector Conditional Grant - Wage Recurrent	9,933,379,894	10,187,310,581	8,596,402,428
Support Services Conditional Grant - Non Wage Recu	-	-	-
Transitional Conditional Grant – Development	19,801,980	19,801,980	19,801,980
Urban Unconditional Grant Wage	155,043,161	170,972,676	170,307,507
Ibanda District	19,176,229,614	19,845,532,914	17,069,270,092
District Discretionary Equalisation Development Gr	80,794,889	80,794,889	80,794,890
District Unconditional Grant Non-Wage	536,359,029	536,359,029	536,359,029
District Unconditional Grant Wage	1,886,678,586	1,886,678,586	1,426,502,137
Gratuity	1,647,966,948	1,647,966,948	1,647,966,948
Pensions	1,086,617,143	1,086,617,143	1,086,617,143
Pensions Arrears	-	-	-
Salary Arrears	-	-	-
Sector Conditional Grant - Development	2,806,594,238	2,880,614,869	2,880,614,870
Sector Conditional Grant - Non Wage Recurrent	584,476,765	633,738,878	632,902,692
Sector Conditional Grant - Wage Recurrent	10,174,468,404	10,652,269,059	8,425,136,778
Support Services Conditional Grant - Non Wage Recu	-	-	-

LG/Item	Sum of Approved Budget	Sum of Revised Budget	Sum of Release
Transitional Conditional Grant – Development	19,801,980	19,801,980	19,801,980
Urban Unconditional Grant Wage	352,471,632	420,691,533	332,573,625
Ibanda Municipal Council	9,495,269,255	9,498,401,255	7,675,723,016
Gratuity	983,965,630	983,965,630	983,965,632
Pensions	278,325,697	278,325,697	278,325,697
Pensions Arrears	-	-	-
Salary Arrears	-	-	-
Sector Conditional Grant - Development	223,842,209	223,842,209	223,842,210
Sector Conditional Grant - Non Wage Recurrent	210,152,101	213,113,101	212,504,384
Sector Conditional Grant - Wage Recurrent	6,463,709,733	6,463,880,733	4,845,163,738
Support Services Conditional Grant - Non Wage Recu	-	-	-
Transitional Conditional Grant – Development	-	-	-
Urban Discretionary Equalisation Development Grant	171,697,926	171,697,926	171,697,926
Urban Unconditional Grant Wage	813,410,113	813,410,113	610,057,584
Urban Unconditional Non-Wage	350,165,846	350,165,846	350,165,845
Iganga District	34,271,001,091	34,792,978,690	29,025,544,944
District Discretionary Equalisation Development Gr	203,425,000	203,425,000	203,424,999
District Unconditional Grant Non-Wage	584,279,280	584,279,280	584,279,281
District Unconditional Grant Wage	1,526,812,416	1,526,812,416	1,154,410,289
Gratuity	4,154,634,034	4,154,634,034	4,154,634,036
Pensions	3,569,458,369	3,569,458,369	3,569,458,369
Pensions Arrears	168,645,464	168,645,464	168,645,464
Salary Arrears	47,833,640	47,833,640	47,833,640
Sector Conditional Grant - Development	2,543,464,187	2,618,388,394	2,618,388,394
Sector Conditional Grant - Non Wage Recurrent	695,878,082	844,887,790	809,854,670
Sector Conditional Grant - Wage Recurrent	20,727,035,375	21,025,079,059	15,672,513,874
Support Services Conditional Grant - Non Wage Recu	-	-	-
Transitional Conditional Grant – Development	19,801,980	19,801,980	19,801,980
Urban Unconditional Grant Wage	29,733,264	29,733,264	22,299,948

LG/Item	Sum of Approved Budget	Sum of Revised Budget	Sum of Release
Iganga Municipal Council	4,373,465,773	4,801,414,830	4,047,809,070
Gratuity	112,979,199	296,201,382	296,201,383
Pensions	110,657,717	110,657,717	110,657,717
Pensions Arrears	-	-	-
Salary Arrears	29,942,423	29,942,423	29,942,423
Sector Conditional Grant - Development	214,082,073	214,082,073	214,082,073
Sector Conditional Grant - Non Wage Recurrent	153,727,591	226,389,591	226,272,382
Sector Conditional Grant - Wage Recurrent	2,381,966,738	2,554,031,612	2,038,975,165
Support Services Conditional Grant - Non Wage Recu	-	-	-
Transitional Conditional Grant – Development	-	-	-
Urban Discretionary Equalisation Development Grant	113,091,114	113,091,114	113,091,114
Urban Unconditional Grant Wage	953,728,427	953,728,427	715,296,321
Urban Unconditional Non-Wage	303,290,491	303,290,491	303,290,492
Isingiro District	36,330,479,377	37,577,119,007	24,341,138,974
District Discretionary Equalisation Development Gr	7,135,678,030	7,135,678,030	188,334,870
District Unconditional Grant Non-Wage	834,690,345	899,970,345	899,970,346
District Unconditional Grant Wage	1,755,060,676	1,874,965,710	1,395,003,094
Gratuity	949,676,730	1,118,760,871	1,118,760,872
Pensions	1,169,126,839	1,169,126,839	1,169,126,839
Pensions Arrears	-	-	-
Salary Arrears	-	-	-
Sector Conditional Grant - Development	2,719,229,295	2,749,786,157	2,749,786,157
Sector Conditional Grant - Non Wage Recurrent	891,632,292	1,071,466,928	1,026,929,012
Sector Conditional Grant - Wage Recurrent	20,316,718,838	20,998,697,795	15,494,903,254
Support Services Conditional Grant - Non Wage Recu	-	-	-
Transitional Conditional Grant – Development	19,801,980	19,801,980	19,801,980
Urban Unconditional Grant Wage	538,864,352	538,864,352	278,522,550
Jinja city	24,464,710,508	24,482,591,924	10,463,687,450
Gratuity	750,186,767	750,186,767	750,186,768

LG/Item	Sum of Approved Budget	Sum of Revised Budget	Sum of Release
Pensions	1,461,875,485	1,461,875,485	1,461,875,485
Pensions Arrears	-	-	-
Salary Arrears	-	-	-
Sector Conditional Grant - Development	181,863,668	182,297,275	182,297,275
Sector Conditional Grant - Non Wage Recurrent	235,084,414	223,569,414	163,182,129
Sector Conditional Grant - Wage Recurrent	9,054,936,622	9,083,899,431	6,726,392,344
Support Services Conditional Grant - Non Wage Recu	-	-	-
Transitional Conditional Grant – Development	-	-	-
Urban Discretionary Equalisation Development Grant	11,186,576,339	11,186,576,339	-
Urban Unconditional Grant Wage	1,332,665,028	1,332,665,028	918,231,264
Urban Unconditional Non-Wage	261,522,185	261,522,185	261,522,185
Jinja District	37,730,035,405	37,985,354,900	30,806,092,338
District Discretionary Equalisation Development Gr	186,157,172	186,157,172	186,157,173
District Unconditional Grant Non-Wage	630,608,531	630,608,531	630,608,531
District Unconditional Grant Wage	1,870,910,436	1,870,910,436	1,414,579,967
Gratuity	2,059,390,239	2,059,390,239	2,059,390,240
Pensions	2,412,820,302	2,412,820,302	2,412,820,302
Pensions Arrears	57,598,806	57,598,806	57,598,806
Salary Arrears	-	-	-
Sector Conditional Grant - Development	2,419,377,797	2,455,675,676	2,455,675,677
Sector Conditional Grant - Non Wage Recurrent	761,286,513	946,522,272	913,768,106
Sector Conditional Grant - Wage Recurrent	25,898,026,349	25,931,812,206	19,395,148,596
Support Services Conditional Grant - Non Wage Recu	-	-	-
Transitional Conditional Grant – Development	819,801,980	819,801,980	819,801,980
Urban Unconditional Grant Wage	614,057,280	614,057,280	460,542,960
Kaabong District	13,290,179,666	14,018,765,093	11,956,121,330
District Discretionary Equalisation Development Gr	521,750,488	521,750,488	521,750,487
District Unconditional Grant Non-Wage	577,987,494	577,987,494	577,987,494
District Unconditional Grant Wage	1,341,075,032	1,417,069,747	1,042,026,641

LG/Item	Sum of Approved Budget	Sum of Revised Budget	Sum of Release
Gratuity	1,248,308,048	1,414,818,042	1,414,818,042
Pensions	299,851,566	299,851,566	299,851,565
Pensions Arrears	551,346,221	551,346,221	551,346,221
Salary Arrears	-	-	-
Sector Conditional Grant - Development	650,478,966	650,857,891	650,857,890
Sector Conditional Grant - Non Wage Recurrent	420,731,647	450,080,022	406,641,936
Sector Conditional Grant - Wage Recurrent	7,578,811,956	7,965,976,899	6,321,814,331
Support Services Conditional Grant - Non Wage Recu	-	-	-
Transitional Conditional Grant – Development	19,801,980	19,801,980	19,801,980
Urban Unconditional Grant Wage	80,036,268	149,224,743	149,224,743
Kabale District	31,867,314,756	34,215,742,795	28,971,576,641
District Discretionary Equalisation Development Gr	90,369,018	90,369,018	90,369,018
District Unconditional Grant Non-Wage	558,843,232	558,843,232	558,843,233
District Unconditional Grant Wage	2,807,171,850	2,807,171,850	2,122,479,511
Gratuity	1,135,643,513	1,135,643,513	1,135,643,512
Pensions	3,591,660,252	3,699,903,132	3,699,903,132
Pensions Arrears	-	1,636,676,783	1,636,676,783
Salary Arrears	-	-	-
Sector Conditional Grant - Development	3,786,630,256	4,158,715,520	4,158,715,519
Sector Conditional Grant - Non Wage Recurrent	486,163,678	586,614,649	517,512,336
Sector Conditional Grant - Wage Recurrent	17,714,029,102	17,714,029,102	13,288,759,817
Support Services Conditional Grant - Non Wage Recu	440,000,000	440,000,000	440,000,000
Transitional Conditional Grant – Development	969,801,980	1,069,801,980	1,069,801,981
Urban Unconditional Grant Wage	287,001,875	317,974,016	252,871,799
Kabale Municipal Council	24,813,654,153	24,873,929,419	7,881,202,761
Gratuity	758,063,129	758,063,129	758,063,128
Pensions	684,021,900	684,021,900	684,021,900
Pensions Arrears	-	-	-
Salary Arrears	-	-	-

LG/Item	Sum of Approved Budget	Sum of Revised Budget	Sum of Release
Sector Conditional Grant - Development	159,382,212	159,382,212	159,382,212
Sector Conditional Grant - Non Wage Recurrent	178,909,313	172,658,313	172,344,401
Sector Conditional Grant - Wage Recurrent	6,770,932,700	6,837,458,966	5,255,276,658
Support Services Conditional Grant - Non Wage Recu	-	-	-
Transitional Conditional Grant – Development	-	-	-
Urban Discretionary Equalisation Development Grant	15,206,844,014	15,206,844,014	-
Urban Unconditional Grant Wage	813,545,690	813,545,690	610,159,266
Urban Unconditional Non-Wage	241,955,195	241,955,195	241,955,196
Kabarole District	26,302,918,543	27,270,711,537	24,037,638,246
District Discretionary Equalisation Development Gr	256,681,566	256,681,566	256,681,566
District Unconditional Grant Non-Wage	627,778,701	627,778,701	627,778,701
District Unconditional Grant Wage	1,945,070,123	1,945,070,123	1,431,130,805
Gratuity	2,712,411,884	2,712,411,884	2,712,411,884
Pensions	2,490,668,816	2,490,668,816	2,490,668,816
Pensions Arrears	-	3,449,130	3,449,130
Salary Arrears	-	-	-
Sector Conditional Grant - Development	3,917,257,196	4,219,545,713	4,219,545,714
Sector Conditional Grant - Non Wage Recurrent	652,993,816	667,672,443	666,476,320
Sector Conditional Grant - Wage Recurrent	12,136,840,476	12,784,217,196	10,386,121,152
Support Services Conditional Grant - Non Wage Recu	-	-	-
Transitional Conditional Grant – Development	319,801,980	319,801,980	319,801,980
Urban Unconditional Grant Wage	1,243,413,985	1,243,413,985	923,572,178
Kaberamaido District	12,282,986,062	12,528,056,991	10,920,242,197
District Discretionary Equalisation Development Gr	364,098,868	364,098,868	364,098,867
District Unconditional Grant Non-Wage	406,160,202	406,160,202	406,160,203
District Unconditional Grant Wage	1,033,421,937	1,033,421,937	768,755,641
Gratuity	631,309,627	631,309,627	631,309,628
Pensions	1,005,770,537	1,005,770,537	1,005,770,537
Pensions Arrears	-	216,422,814	216,422,814

LG/Item	Sum of Approved Budget	Sum of Revised Budget	Sum of Release
Salary Arrears	-	-	-
Sector Conditional Grant - Development	1,236,345,949	1,236,791,098	1,236,791,097
Sector Conditional Grant - Non Wage Recurrent	490,366,594	518,569,560	518,008,030
Sector Conditional Grant - Wage Recurrent	6,880,769,692	6,880,769,692	5,638,476,855
Support Services Conditional Grant - Non Wage Recu	-	-	-
Transitional Conditional Grant – Development	55,477,956	55,477,956	-
Urban Unconditional Grant Wage	179,264,700	179,264,700	134,448,525
Kagadi District	24,821,471,540	25,758,634,191	20,964,404,246
District Discretionary Equalisation Development Gr	158,134,765	158,134,765	158,134,764
District Unconditional Grant Non-Wage	754,877,216	754,877,216	754,877,215
District Unconditional Grant Wage	2,378,186,277	2,378,186,277	1,798,127,051
Gratuity	419,366,767	419,366,767	419,366,768
Pensions	236,443,444	236,443,444	236,443,444
Pensions Arrears	-	-	-
Salary Arrears	-	-	-
Sector Conditional Grant - Development	3,531,937,215	3,894,830,233	3,894,830,233
Sector Conditional Grant - Non Wage Recurrent	833,347,730	990,075,851	907,183,961
Sector Conditional Grant - Wage Recurrent	15,451,278,396	15,868,819,908	11,823,355,976
Support Services Conditional Grant - Non Wage Recu	-	-	-
Transitional Conditional Grant – Development	737,936,230	737,936,230	737,936,229
Urban Unconditional Grant Wage	319,963,500	319,963,500	234,148,605
Kakumiro District	17,398,136,891	18,266,570,930	16,180,817,478
District Discretionary Equalisation Development Gr	198,445,693	198,445,693	198,445,692
District Unconditional Grant Non-Wage	697,246,920	697,246,920	697,246,920
District Unconditional Grant Wage	1,503,355,865	1,575,516,531	1,233,475,319
Gratuity	866,874,142	866,874,142	866,874,144
Pensions	251,322,685	251,322,685	251,322,685
Pensions Arrears	18,741,513	18,741,513	18,741,513
Salary Arrears	29,896,346	29,896,346	29,896,346

LG/Item	Sum of Approved Budget	Sum of Revised Budget	Sum of Release
Sector Conditional Grant - Development	4,219,282,001	4,361,032,027	4,361,032,028
Sector Conditional Grant - Non Wage Recurrent	686,942,016	776,476,832	721,569,539
Sector Conditional Grant - Wage Recurrent	8,265,825,964	8,830,814,495	7,173,235,903
Support Services Conditional Grant - Non Wage Recu	-	-	-
Transitional Conditional Grant – Development	528,304,550	528,304,550	528,304,551
Urban Unconditional Grant Wage	131,899,196	131,899,196	100,672,838
Kalaki District	10,887,745,060	12,171,361,094	9,356,363,698
District Discretionary Equalisation Development Gr	405,682,886	405,682,886	405,682,887
District Unconditional Grant Non-Wage	411,241,768	411,241,768	411,241,768
District Unconditional Grant Wage	1,618,896,961	1,618,896,961	1,224,034,655
Gratuity	438,485,690	438,485,690	438,485,692
Pensions	93,339,143	93,339,143	93,339,143
Pensions Arrears	-	-	-
Salary Arrears	-	-	-
Sector Conditional Grant - Development	1,618,961,381	1,618,961,381	1,618,961,382
Sector Conditional Grant - Non Wage Recurrent	393,249,749	409,270,508	408,676,048
Sector Conditional Grant - Wage Recurrent	5,640,285,248	6,907,880,523	4,587,402,201
Support Services Conditional Grant - Non Wage Recu	-	-	-
Transitional Conditional Grant – Development	42,882,338	42,882,338	-
Urban Unconditional Grant Wage	224,719,896	224,719,896	168,539,922
Kalangala District	12,774,686,504	13,496,585,929	11,815,760,245
District Discretionary Equalisation Development Gr	48,246,343	48,246,343	48,246,342
District Unconditional Grant Non-Wage	360,371,301	360,371,301	360,371,301
District Unconditional Grant Wage	1,448,884,862	1,448,884,862	1,080,526,312
Gratuity	1,282,025,584	1,282,025,584	1,282,025,584
Pensions	302,387,712	302,387,712	302,387,713
Pensions Arrears	-	-	-
Salary Arrears	-	-	-
Sector Conditional Grant - Development	2,010,952,631	2,012,053,292	2,012,053,293

LG/Item	Sum of Approved Budget	Sum of Revised Budget	Sum of Release
Sector Conditional Grant - Non Wage Recurrent	540,764,203	574,303,203	525,027,635
Sector Conditional Grant - Wage Recurrent	6,694,875,880	7,382,135,644	6,125,813,697
Support Services Conditional Grant - Non Wage Recu	-	-	-
Transitional Conditional Grant – Development	19,801,980	19,801,980	19,801,980
Urban Unconditional Grant Wage	66,376,008	66,376,008	59,506,388
Kaliro District	24,012,236,828	24,353,143,679	20,097,556,075
District Discretionary Equalisation Development Gr	206,439,593	206,439,593	206,439,594
District Unconditional Grant Non-Wage	531,488,065	531,488,065	531,488,064
District Unconditional Grant Wage	1,594,225,676	1,598,170,177	1,173,312,859
Gratuity	1,633,598,580	1,633,598,580	1,633,598,580
Pensions	928,128,118	928,128,118	928,128,117
Pensions Arrears	8,232,048	8,232,048	8,232,048
Salary Arrears	-	-	-
Sector Conditional Grant - Development	3,268,610,875	3,500,669,159	3,500,669,158
Sector Conditional Grant - Non Wage Recurrent	723,448,527	828,352,593	796,404,938
Sector Conditional Grant - Wage Recurrent	14,774,116,765	14,774,116,765	11,056,370,787
Support Services Conditional Grant - Non Wage Recu	-	-	-
Transitional Conditional Grant – Development	19,801,980	19,801,980	19,801,980
Urban Unconditional Grant Wage	324,146,601	324,146,601	243,109,950
Kalungu District	20,909,047,248	21,150,017,057	17,260,211,303
District Discretionary Equalisation Development Gr	89,250,611	89,250,611	89,250,612
District Unconditional Grant Non-Wage	437,667,337	437,667,337	437,667,337
District Unconditional Grant Wage	1,298,440,253	1,402,360,176	1,035,054,989
Gratuity	1,341,748,579	1,341,748,579	1,341,748,580
Pensions	700,510,000	700,510,000	700,510,001
Pensions Arrears	415,841,250	415,841,250	415,841,250
Salary Arrears	32,538,559	32,538,559	32,538,559
Sector Conditional Grant - Development	1,879,823,021	1,898,889,617	1,898,889,618
Sector Conditional Grant - Non Wage Recurrent	578,254,426	648,100,708	588,843,747

LG/Item	Sum of Approved Budget	Sum of Revised Budget	Sum of Release
Sector Conditional Grant - Wage Recurrent	13,206,069,016	13,254,206,024	9,918,237,968
Support Services Conditional Grant - Non Wage Recu	-	-	-
Transitional Conditional Grant – Development	419,801,980	419,801,980	419,801,980
Urban Unconditional Grant Wage	509,102,216	509,102,216	381,826,662
Kamuli District	36,779,277,201	38,292,954,296	31,040,441,601
District Discretionary Equalisation Development Gr	288,514,081	288,514,081	288,514,080
District Unconditional Grant Non-Wage	789,164,549	789,164,549	789,164,550
District Unconditional Grant Wage	2,617,155,537	2,617,155,537	1,978,809,740
Gratuity	801,546,586	801,546,586	801,546,588
Pensions	2,904,205,904	2,904,205,904	2,904,205,903
Pensions Arrears	-	148,113,731	148,113,731
Salary Arrears	-	-	-
Sector Conditional Grant - Development	3,908,548,344	4,952,865,071	4,952,865,071
Sector Conditional Grant - Non Wage Recurrent	932,633,658	1,125,300,333	1,052,585,959
Sector Conditional Grant - Wage Recurrent	24,517,706,562	24,636,854,748	18,095,402,223
Support Services Conditional Grant - Non Wage Recu	-	-	-
Transitional Conditional Grant – Development	19,801,980	19,801,980	19,801,980
Urban Unconditional Grant Wage	-	9,431,776	9,431,776
Kamuli Municipal Council	17,546,177,625	17,809,250,136	5,263,502,033
Gratuity	445,864,015	445,864,015	445,864,016
Pensions	164,753,499	164,753,499	164,753,500
Pensions Arrears	-	-	-
Salary Arrears	-	-	-
Sector Conditional Grant - Development	815,414,043	815,414,043	815,414,043
Sector Conditional Grant - Non Wage Recurrent	177,638,838	213,640,838	213,284,037
Sector Conditional Grant - Wage Recurrent	3,407,886,014	3,623,568,744	2,845,694,466
Support Services Conditional Grant - Non Wage Recu	-	-	-
Transitional Conditional Grant – Development	-	-	-
Urban Discretionary Equalisation Development Grant	11,596,819,197	11,596,819,197	-

LG/Item	Sum of Approved Budget	Sum of Revised Budget	Sum of Release
Urban Unconditional Grant Wage	682,791,319	694,179,100	523,481,271
Urban Unconditional Non-Wage	255,010,700	255,010,700	255,010,700
Kamwenge District	25,935,058,049	28,707,361,542	19,579,981,755
District Discretionary Equalisation Development Gr	7,082,641,311	7,082,641,311	111,963,207
District Unconditional Grant Non-Wage	551,020,861	551,020,861	551,020,861
District Unconditional Grant Wage	1,254,171,261	2,022,230,284	1,665,042,883
Gratuity	636,022,713	1,061,842,844	1,061,842,844
Pensions	1,210,785,768	1,210,785,768	1,210,785,768
Pensions Arrears	186,369,349	186,369,349	186,369,349
Salary Arrears	-	-	-
Sector Conditional Grant - Development	2,003,250,712	2,097,567,353	2,097,567,352
Sector Conditional Grant - Non Wage Recurrent	678,315,231	729,406,101	698,045,489
Sector Conditional Grant - Wage Recurrent	12,011,275,087	13,426,655,650	11,675,156,734
Support Services Conditional Grant - Non Wage Recu	-	-	-
Transitional Conditional Grant – Development	119,801,980	119,801,980	119,801,980
Urban Unconditional Grant Wage	201,403,776	219,040,041	202,385,288
Kanungu District	33,050,292,067	34,150,073,771	28,385,755,421
District Discretionary Equalisation Development Gr	110,070,075	110,070,075	110,070,075
District Unconditional Grant Non-Wage	664,584,433	664,584,433	664,584,433
District Unconditional Grant Wage	1,826,795,643	1,971,173,743	1,481,414,978
Gratuity	2,030,896,241	2,030,896,241	2,030,896,241
Pensions	1,609,707,647	1,609,707,647	1,609,707,648
Pensions Arrears	37,993,179	37,993,179	37,993,179
Salary Arrears	-	-	-
Sector Conditional Grant - Development	2,683,769,792	3,582,099,503	3,582,099,504
Sector Conditional Grant - Non Wage Recurrent	851,312,837	872,376,002	829,901,083
Sector Conditional Grant - Wage Recurrent	22,574,235,840	22,574,235,840	17,342,151,173
Support Services Conditional Grant - Non Wage Recu	-	-	-
Transitional Conditional Grant – Development	19,801,980	19,801,980	19,801,980

LG/Item	Sum of Approved Budget	Sum of Revised Budget	Sum of Release
Urban Unconditional Grant Wage	641,124,400	677,135,128	677,135,128
Kapchorwa District	15,870,751,404	16,964,024,014	14,983,982,070
District Discretionary Equalisation Development Gr	298,921,747	298,921,747	298,921,746
District Unconditional Grant Non-Wage	560,643,790	560,643,790	560,643,790
District Unconditional Grant Wage	1,906,236,154	1,906,236,154	1,334,626,795
Gratuity	765,089,668	765,089,668	765,089,668
Pensions	1,300,232,323	1,300,232,323	1,300,232,323
Pensions Arrears	-	-	-
Salary Arrears	-	-	-
Sector Conditional Grant - Development	2,001,154,921	2,103,814,711	2,103,814,710
Sector Conditional Grant - Non Wage Recurrent	446,115,386	496,470,386	495,846,861
Sector Conditional Grant - Wage Recurrent	8,172,555,435	9,112,813,255	7,705,004,198
Support Services Conditional Grant - Non Wage Recu	-	-	-
Transitional Conditional Grant – Development	419,801,980	419,801,980	419,801,979
Urban Unconditional Grant Wage	-	-	-
Kapchorwa Municipal Council	6,551,531,675	6,785,904,196	5,634,185,844
Gratuity	781,529,830	781,529,830	781,529,832
Pensions	188,750,207	188,750,207	188,750,208
Pensions Arrears	-	-	-
Salary Arrears	-	-	-
Sector Conditional Grant - Development	176,746,709	288,119,480	288,119,481
Sector Conditional Grant - Non Wage Recurrent	179,850,714	187,226,833	186,802,287
Sector Conditional Grant - Wage Recurrent	4,197,956,092	4,313,579,723	3,309,875,102
Support Services Conditional Grant - Non Wage Recu	-	-	-
Transitional Conditional Grant – Development	-	-	-
Urban Discretionary Equalisation Development Grant	118,219,547	118,219,547	118,219,548
Urban Unconditional Grant Wage	549,649,027	549,649,027	402,059,837
Urban Unconditional Non-Wage	358,829,549	358,829,549	358,829,549
Kapelebyong District	8,413,397,598	8,990,133,506	7,883,225,762

LG/Item	Sum of Approved Budget	Sum of Revised Budget	Sum of Release
District Discretionary Equalisation Development Gr	341,356,114	341,356,114	341,356,113
District Unconditional Grant Non-Wage	379,586,322	379,586,322	379,586,322
District Unconditional Grant Wage	955,019,315	955,019,315	716,072,551
Gratuity	470,381,039	470,381,039	470,381,040
Pensions	62,717,484	62,717,484	62,717,484
Pensions Arrears	-	-	-
Salary Arrears	-	-	-
Sector Conditional Grant - Development	819,095,320	819,095,320	819,095,319
Sector Conditional Grant - Non Wage Recurrent	369,955,399	369,886,399	368,883,913
Sector Conditional Grant - Wage Recurrent	4,795,871,120	5,372,676,028	4,592,831,040
Support Services Conditional Grant - Non Wage Recu	-	-	-
Transitional Conditional Grant – Development	69,415,485	69,415,485	19,801,980
Urban Unconditional Grant Wage	150,000,000	150,000,000	112,500,000
Karenga District	7,176,042,315	7,510,042,584	5,974,245,501
District Discretionary Equalisation Development Gr	315,764,836	315,764,836	315,764,835
District Unconditional Grant Non-Wage	380,906,193	380,906,193	380,906,193
District Unconditional Grant Wage	1,502,180,236	1,502,180,236	1,123,025,485
Gratuity	200,000,000	200,000,000	200,000,000
Pensions	53,212,320	53,212,320	53,212,320
Pensions Arrears	-	-	-
Salary Arrears	-	-	-
Sector Conditional Grant - Development	881,148,904	881,148,904	881,148,903
Sector Conditional Grant - Non Wage Recurrent	283,415,400	295,816,400	295,423,655
Sector Conditional Grant - Wage Recurrent	3,359,377,805	3,680,977,074	2,569,786,150
Support Services Conditional Grant - Non Wage Recu	-	-	-
Transitional Conditional Grant – Development	19,801,980	19,801,980	19,801,980
Urban Unconditional Grant Wage	180,234,641	180,234,641	135,175,980
Kasanda District	17,748,430,076	18,715,573,800	15,410,078,788
District Discretionary Equalisation Development Gr	312,757,307	312,757,307	312,757,308

LG/Item	Sum of Approved Budget	Sum of Revised Budget	Sum of Release
District Unconditional Grant Non-Wage	637,930,977	637,930,977	637,930,978
District Unconditional Grant Wage	1,474,680,153	1,474,680,153	1,114,993,514
Gratuity	675,971,690	1,040,769,010	1,040,769,011
Pensions	338,521,649	338,521,649	338,521,649
Pensions Arrears	-	-	-
Salary Arrears	-	-	-
Sector Conditional Grant - Development	2,635,338,242	2,866,686,063	2,866,686,064
Sector Conditional Grant - Non Wage Recurrent	635,155,391	669,136,955	633,596,362
Sector Conditional Grant - Wage Recurrent	10,868,272,687	11,173,860,820	8,299,447,929
Support Services Conditional Grant - Non Wage Recu	-	-	-
Transitional Conditional Grant – Development	19,801,980	19,801,980	19,801,980
Urban Unconditional Grant Wage	150,000,000	181,428,886	145,573,993
Kasese District	53,684,573,509	55,235,410,737	43,911,202,367
District Discretionary Equalisation Development Gr	504,205,276	504,205,276	504,205,275
District Unconditional Grant Non-Wage	1,091,639,636	1,091,639,636	1,091,639,635
District Unconditional Grant Wage	3,033,361,703	3,077,105,846	2,138,233,720
Gratuity	1,297,560,175	2,312,743,053	2,312,743,054
Pensions	2,671,355,566	2,671,355,566	2,671,355,567
Pensions Arrears	64,987,755	64,987,755	64,987,755
Salary Arrears	21,917,075	21,917,075	21,917,075
Sector Conditional Grant - Development	3,207,486,024	3,394,080,444	3,394,080,444
Sector Conditional Grant - Non Wage Recurrent	1,232,467,798	1,456,993,249	1,395,782,680
Sector Conditional Grant - Wage Recurrent	39,346,826,669	39,427,617,005	29,351,732,292
Support Services Conditional Grant - Non Wage Recu	-	-	-
Transitional Conditional Grant – Development	219,801,980	219,801,980	219,801,981
Urban Unconditional Grant Wage	992,963,852	992,963,852	744,722,889
Kasese Municipal Council	37,901,007,713	37,965,291,981	8,794,839,433
Gratuity	1,363,099,914	1,363,099,914	1,363,099,916
Pensions	349,006,872	349,006,872	349,006,872

LG/Item	Sum of Approved Budget	Sum of Revised Budget	Sum of Release
Pensions Arrears	264,446,795	264,446,795	264,446,795
Salary Arrears	5,975,135	5,975,135	5,975,135
Sector Conditional Grant - Development	186,815,394	193,332,682	193,332,682
Sector Conditional Grant - Non Wage Recurrent	220,029,486	231,027,486	230,507,801
Sector Conditional Grant - Wage Recurrent	7,181,105,267	7,227,874,247	5,430,344,488
Support Services Conditional Grant - Non Wage Recu	-	-	-
Transitional Conditional Grant – Development	-	-	-
Urban Discretionary Equalisation Development Grant	27,162,621,167	27,162,621,167	-
Urban Unconditional Grant Wage	839,127,759	839,127,759	629,345,820
Urban Unconditional Non-Wage	328,779,924	328,779,924	328,779,924
Katakwi District	21,004,313,225	21,725,156,789	18,495,883,137
District Discretionary Equalisation Development Gr	585,057,492	585,057,492	585,057,492
District Unconditional Grant Non-Wage	584,232,650	584,232,650	584,232,650
District Unconditional Grant Wage	1,586,231,512	1,586,231,512	1,199,336,578
Gratuity	1,343,016,639	1,343,016,639	1,343,016,640
Pensions	1,146,690,458	1,188,110,418	1,188,110,417
Pensions Arrears	583,556,016	583,556,016	583,556,016
Salary Arrears	-	-	-
Sector Conditional Grant - Development	2,363,717,334	2,393,860,784	2,393,860,784
Sector Conditional Grant - Non Wage Recurrent	558,445,379	622,014,498	590,968,590
Sector Conditional Grant - Wage Recurrent	11,316,073,560	11,847,402,324	9,187,685,249
Support Services Conditional Grant - Non Wage Recu	-	-	-
Transitional Conditional Grant – Development	789,317,005	789,317,005	700,000,000
Urban Unconditional Grant Wage	147,975,180	202,357,451	140,058,721
Kayunga District	33,018,170,766	33,421,061,566	27,437,485,557
District Discretionary Equalisation Development Gr	445,519,965	445,519,965	445,519,965
District Unconditional Grant Non-Wage	613,401,279	613,401,279	613,401,279
District Unconditional Grant Wage	1,557,257,219	1,568,234,481	1,178,354,512
Gratuity	1,354,904,452	1,354,904,452	1,354,904,452

LG/Item	Sum of Approved Budget	Sum of Revised Budget	Sum of Release
Pensions	1,166,018,925	1,166,018,925	1,166,018,925
Pensions Arrears	-	-	-
Salary Arrears	-	-	-
Sector Conditional Grant - Development	3,138,643,493	3,206,481,659	3,206,481,660
Sector Conditional Grant - Non Wage Recurrent	561,827,598	793,583,871	710,785,891
Sector Conditional Grant - Wage Recurrent	21,786,176,987	21,878,496,086	16,420,050,299
Support Services Conditional Grant - Non Wage Recu	-	-	-
Transitional Conditional Grant – Development	2,229,801,980	2,229,801,980	2,229,801,981
Urban Unconditional Grant Wage	164,618,868	164,618,868	112,166,593
Kazo District	12,125,168,543	13,235,221,382	10,164,619,968
District Discretionary Equalisation Development Gr	91,985,541	91,985,541	91,985,541
District Unconditional Grant Non-Wage	486,784,543	486,784,543	486,784,542
District Unconditional Grant Wage	1,674,224,520	1,674,224,520	1,257,084,241
Gratuity	254,611,789	254,611,789	254,611,788
Pensions	53,212,320	53,212,320	53,212,320
Pensions Arrears	-	-	-
Salary Arrears	-	-	-
Sector Conditional Grant - Development	1,134,637,512	1,134,637,512	1,134,637,512
Sector Conditional Grant - Non Wage Recurrent	456,221,507	501,578,465	457,677,051
Sector Conditional Grant - Wage Recurrent	7,677,679,477	8,742,375,358	6,201,817,979
Support Services Conditional Grant - Non Wage Recu	-	-	-
Transitional Conditional Grant – Development	19,801,980	19,801,980	19,801,980
Urban Unconditional Grant Wage	276,009,354	276,009,354	207,007,014
Kibaale District	18,076,566,479	19,317,039,760	17,301,575,652
District Discretionary Equalisation Development Gr	105,064,194	105,064,194	105,064,194
District Unconditional Grant Non-Wage	630,465,473	630,465,473	630,465,473
District Unconditional Grant Wage	1,756,157,984	1,837,513,766	1,384,065,874
Gratuity	279,562,458	279,562,458	279,562,460
Pensions	1,372,439,798	1,372,439,798	1,372,439,799

LG/Item	Sum of Approved Budget	Sum of Revised Budget	Sum of Release
Pensions Arrears	1,185,807,103	1,185,807,103	1,185,807,103
Salary Arrears	-	-	-
Sector Conditional Grant - Development	2,018,788,085	2,265,560,633	2,265,560,635
Sector Conditional Grant - Non Wage Recurrent	651,917,311	699,413,406	698,801,392
Sector Conditional Grant - Wage Recurrent	7,950,344,697	8,815,193,553	7,395,195,595
Support Services Conditional Grant - Non Wage Recu	-	-	-
Transitional Conditional Grant – Development	1,619,801,980	1,619,801,980	1,619,801,980
Urban Unconditional Grant Wage	506,217,396	506,217,396	364,811,147
Kiboga District	20,099,715,398	20,408,666,806	17,039,219,330
District Discretionary Equalisation Development Gr	177,404,588	177,404,588	177,404,589
District Unconditional Grant Non-Wage	442,015,431	442,015,431	442,015,432
District Unconditional Grant Wage	1,687,848,864	1,687,848,864	1,229,715,190
Gratuity	1,597,214,299	1,597,214,299	1,597,214,300
Pensions	635,176,639	635,176,639	635,176,640
Pensions Arrears	222,958,205	222,958,205	222,958,205
Salary Arrears	58,548,825	58,548,825	58,548,825
Sector Conditional Grant - Development	1,858,011,955	1,859,272,287	1,859,272,286
Sector Conditional Grant - Non Wage Recurrent	516,132,372	568,563,522	567,752,234
Sector Conditional Grant - Wage Recurrent	12,444,781,196	12,700,041,122	9,899,493,866
Support Services Conditional Grant - Non Wage Recu	-	-	-
Transitional Conditional Grant – Development	19,801,980	19,801,980	19,801,980
Urban Unconditional Grant Wage	439,821,044	439,821,044	329,865,783
Kibuku District	20,846,559,964	21,974,313,902	18,581,004,226
District Discretionary Equalisation Development Gr	753,235,539	753,235,539	753,235,539
District Unconditional Grant Non-Wage	563,221,039	563,221,039	563,221,041
District Unconditional Grant Wage	1,401,323,793	1,401,323,793	1,059,529,375
Gratuity	1,747,176,459	1,747,176,459	1,747,176,460
Pensions	443,122,466	443,122,466	443,122,467
Pensions Arrears	-	23,732,929	23,732,929

LG/Item	Sum of Approved Budget	Sum of Revised Budget	Sum of Release
Salary Arrears	-	-	-
Sector Conditional Grant - Development	4,253,003,620	5,099,371,771	5,099,371,770
Sector Conditional Grant - Non Wage Recurrent	522,106,331	590,919,027	541,234,715
Sector Conditional Grant - Wage Recurrent	10,535,472,548	10,718,855,586	7,825,862,245
Support Services Conditional Grant - Non Wage Recu	-	-	-
Transitional Conditional Grant – Development	470,684,405	470,684,405	399,999,999
Urban Unconditional Grant Wage	157,213,764	162,670,888	124,517,686
Kikuube District	13,852,919,047	14,526,944,794	12,634,947,309
District Discretionary Equalisation Development Gr	128,093,889	128,093,889	128,093,889
District Unconditional Grant Non-Wage	490,480,241	490,480,241	490,480,240
District Unconditional Grant Wage	1,337,132,063	1,337,132,063	1,010,994,538
Gratuity	282,247,811	282,247,811	282,247,812
Pensions	240,527,484	240,527,484	240,527,485
Pensions Arrears	-	-	-
Salary Arrears	-	-	-
Sector Conditional Grant - Development	2,231,190,853	2,266,742,981	2,266,742,979
Sector Conditional Grant - Non Wage Recurrent	530,918,592	562,987,503	510,830,625
Sector Conditional Grant - Wage Recurrent	8,359,526,134	8,965,930,842	7,510,477,761
Support Services Conditional Grant - Non Wage Recu	-	-	-
Transitional Conditional Grant – Development	19,801,980	19,801,980	19,801,980
Urban Unconditional Grant Wage	233,000,000	233,000,000	174,750,000
Kira Municipal Council	11,384,439,832	11,414,860,699	10,181,866,117
Gratuity	605,816,382	605,816,382	605,816,384
Pensions	111,442,584	111,442,584	111,442,585
Pensions Arrears	-	-	-
Salary Arrears	-	-	-
Sector Conditional Grant - Development	1,558,114,730	1,558,114,730	1,558,114,731
Sector Conditional Grant - Non Wage Recurrent	326,930,760	351,417,760	350,366,419
Sector Conditional Grant - Wage Recurrent	4,326,726,369	4,332,660,236	3,268,507,136

LG/Item	Sum of Approved Budget	Sum of Revised Budget	Sum of Release
Support Services Conditional Grant - Non Wage Recu	-	-	-
Transitional Conditional Grant – Development	2,720,000,000	2,720,000,000	2,720,000,001
Urban Discretionary Equalisation Development Grant	559,078,042	559,078,042	559,078,041
Urban Unconditional Grant Wage	671,160,576	671,160,576	503,370,432
Urban Unconditional Non-Wage	505,170,389	505,170,389	505,170,388
Kiruhura District	18,546,600,716	19,075,044,929	16,600,872,980
District Discretionary Equalisation Development Gr	89,496,408	89,496,408	89,496,408
District Unconditional Grant Non-Wage	521,477,454	521,477,454	521,477,453
District Unconditional Grant Wage	1,428,911,240	1,428,911,240	1,080,388,017
Gratuity	2,180,030,229	2,180,030,229	2,180,030,228
Pensions	719,579,849	719,579,849	719,579,849
Pensions Arrears	-	-	-
Salary Arrears	-	-	-
Sector Conditional Grant - Development	4,075,631,022	4,435,586,957	4,435,586,957
Sector Conditional Grant - Non Wage Recurrent	660,626,023	652,513,023	651,350,674
Sector Conditional Grant - Wage Recurrent	8,199,027,804	8,375,629,082	6,314,147,384
Support Services Conditional Grant - Non Wage Recu	-	-	-
Transitional Conditional Grant – Development	419,801,980	419,801,980	419,801,979
Urban Unconditional Grant Wage	252,018,707	252,018,707	189,014,031
Kiryandongo District	24,743,959,554	24,945,212,159	16,772,624,226
District Discretionary Equalisation Development Gr	5,301,084,924	5,301,084,924	553,598,103
District Unconditional Grant Non-Wage	489,057,836	489,057,836	489,057,837
District Unconditional Grant Wage	1,012,536,082	1,110,744,215	837,521,966
Gratuity	1,756,981,579	1,756,981,579	1,756,981,580
Pensions	318,546,900	318,546,900	318,546,900
Pensions Arrears	-	-	-
Salary Arrears	26,054,386	26,054,386	26,054,386
Sector Conditional Grant - Development	2,474,715,158	2,518,272,817	2,518,272,818
Sector Conditional Grant - Non Wage Recurrent	641,154,030	698,968,616	647,220,406

LG/Item	Sum of Approved Budget	Sum of Revised Budget	Sum of Release
Sector Conditional Grant - Wage Recurrent	12,051,489,663	12,053,161,890	9,066,165,487
Support Services Conditional Grant - Non Wage Recu	-	-	-
Transitional Conditional Grant – Development	219,801,980	219,801,980	219,801,981
Urban Unconditional Grant Wage	452,537,016	452,537,016	339,402,762
Kisoro District	33,491,854,294	33,756,918,761	26,822,729,873
District Discretionary Equalisation Development Gr	151,749,510	151,749,510	151,749,510
District Unconditional Grant Non-Wage	660,584,622	660,584,622	660,584,622
District Unconditional Grant Wage	2,512,055,820	2,512,055,820	1,899,344,711
Gratuity	1,381,384,141	1,381,384,141	1,381,384,140
Pensions	1,097,836,938	1,097,836,938	1,097,836,937
Pensions Arrears	4,269,617	4,269,617	4,269,617
Salary Arrears	-	-	-
Sector Conditional Grant - Development	2,806,375,136	2,808,684,224	2,808,684,225
Sector Conditional Grant - Non Wage Recurrent	719,932,616	893,862,402	819,355,344
Sector Conditional Grant - Wage Recurrent	23,914,498,338	24,003,323,931	17,812,194,605
Support Services Conditional Grant - Non Wage Recu	-	-	-
Transitional Conditional Grant – Development	19,801,980	19,801,980	19,801,980
Urban Unconditional Grant Wage	223,365,576	223,365,576	167,524,182
Kisoro Municipal Council	2,410,413,976	2,630,476,524	2,282,627,415
Gratuity	175,160,959	175,160,959	175,160,960
Pensions	23,039,268	23,039,268	23,039,267
Pensions Arrears	-	-	-
Salary Arrears	-	-	-
Sector Conditional Grant - Development	112,546,324	112,546,324	112,546,323
Sector Conditional Grant - Non Wage Recurrent	144,668,102	144,668,102	90,177,089
Sector Conditional Grant - Wage Recurrent	1,071,192,689	1,291,255,237	1,154,117,349
Support Services Conditional Grant - Non Wage Recu	-	-	-
Transitional Conditional Grant – Development	-	-	-
Urban Discretionary Equalisation Development Grant	62,015,404	62,015,404	62,015,403

LG/Item	Sum of Approved Budget	Sum of Revised Budget	Sum of Release
Urban Unconditional Grant Wage	624,880,831	624,880,831	468,660,624
Urban Unconditional Non-Wage	196,910,399	196,910,399	196,910,400
Kitagwenda District	11,937,368,994	13,865,911,236	10,635,412,141
District Discretionary Equalisation Development Gr	91,127,514	91,127,514	91,127,514
District Unconditional Grant Non-Wage	435,079,598	435,079,598	435,079,597
District Unconditional Grant Wage	1,600,646,682	1,600,646,682	1,210,235,769
Gratuity	200,000,000	200,000,000	200,000,000
Pensions	53,212,320	166,143,878	166,143,878
Pensions Arrears	-	-	-
Salary Arrears	-	-	-
Sector Conditional Grant - Development	819,340,457	869,434,530	869,434,531
Sector Conditional Grant - Non Wage Recurrent	432,790,533	410,395,425	409,723,836
Sector Conditional Grant - Wage Recurrent	8,041,191,358	9,829,103,077	7,050,731,122
Support Services Conditional Grant - Non Wage Recu	-	-	-
Transitional Conditional Grant – Development	19,801,980	19,801,980	19,801,980
Urban Unconditional Grant Wage	244,178,552	244,178,552	183,133,914
Kitgum District	25,244,583,039	26,006,104,775	21,587,781,380
District Discretionary Equalisation Development Gr	518,971,485	518,971,485	518,971,485
District Unconditional Grant Non-Wage	563,116,801	563,116,801	563,116,800
District Unconditional Grant Wage	1,930,017,906	1,930,017,906	1,459,270,640
Gratuity	521,923,397	521,923,397	521,923,396
Pensions	2,173,303,292	2,173,303,292	2,173,303,292
Pensions Arrears	660,145,102	660,145,102	660,145,102
Salary Arrears	406,876,467	406,876,467	406,876,467
Sector Conditional Grant - Development	2,488,441,898	3,088,475,176	3,088,475,177
Sector Conditional Grant - Non Wage Recurrent	590,920,952	573,238,461	515,184,575
Sector Conditional Grant - Wage Recurrent	15,371,063,759	15,550,234,708	11,660,712,466
Support Services Conditional Grant - Non Wage Recu	-	-	-
Transitional Conditional Grant – Development	19,801,980	19,801,980	19,801,980

LG/Item	Sum of Approved Budget	Sum of Revised Budget	Sum of Release
Urban Unconditional Grant Wage	-	-	-
Kitgum Municipal Council	19,684,657,975	19,801,194,253	4,989,246,047
Gratuity	717,892,806	717,892,806	717,892,808
Pensions	804,977,214	804,977,214	804,977,214
Pensions Arrears	-	-	-
Salary Arrears	-	-	-
Sector Conditional Grant - Development	322,269,000	322,269,000	322,269,000
Sector Conditional Grant - Non Wage Recurrent	150,733,011	239,046,011	238,839,331
Sector Conditional Grant - Wage Recurrent	2,553,780,793	2,582,004,071	2,006,137,092
Support Services Conditional Grant - Non Wage Recu	-	-	-
Transitional Conditional Grant – Development	-	-	-
Urban Discretionary Equalisation Development Grant	14,020,140,806	14,020,140,806	-
Urban Unconditional Grant Wage	862,934,969	862,934,969	647,201,226
Urban Unconditional Non-Wage	251,929,376	251,929,376	251,929,376
Koboko District	14,188,853,724	15,632,138,314	13,308,438,027
District Discretionary Equalisation Development Gr	508,574,468	508,574,468	508,574,469
District Unconditional Grant Non-Wage	480,099,434	480,099,434	480,099,435
District Unconditional Grant Wage	1,326,505,939	1,326,505,939	1,002,960,213
Gratuity	988,730,604	988,730,604	988,730,604
Pensions	478,520,880	478,520,880	478,520,880
Pensions Arrears	-	-	-
Salary Arrears	-	-	-
Sector Conditional Grant - Development	1,722,197,763	2,823,687,478	2,823,687,478
Sector Conditional Grant - Non Wage Recurrent	457,534,576	493,794,362	439,571,442
Sector Conditional Grant - Wage Recurrent	7,659,601,691	7,964,382,387	6,085,539,112
Support Services Conditional Grant - Non Wage Recu	-	-	-
Transitional Conditional Grant – Development	567,088,369	567,088,369	500,000,001
Urban Unconditional Grant Wage	-	754,393	754,393
Koboko Municipal Council	5,257,585,684	5,390,341,841	4,536,775,344

LG/Item	Sum of Approved Budget	Sum of Revised Budget	Sum of Release
Gratuity	163,835,335	163,835,335	163,835,336
Pensions	68,423,784	68,423,784	68,423,784
Pensions Arrears	84,996,870	84,996,870	84,996,870
Salary Arrears	-	-	-
Sector Conditional Grant - Development	208,541,159	208,541,159	208,541,160
Sector Conditional Grant - Non Wage Recurrent	167,374,008	194,963,008	194,654,139
Sector Conditional Grant - Wage Recurrent	3,099,802,924	3,204,970,081	2,518,719,901
Support Services Conditional Grant - Non Wage Recu	-	-	-
Transitional Conditional Grant – Development	400,000,000	400,000,000	400,000,000
Urban Discretionary Equalisation Development Grant	124,504,155	124,504,155	124,504,155
Urban Unconditional Grant Wage	668,029,807	668,029,807	501,022,356
Urban Unconditional Non-Wage	272,077,642	272,077,642	272,077,643
Kole District	22,727,296,983	23,457,732,015	19,724,054,033
District Discretionary Equalisation Development Gr	592,883,824	592,883,824	592,883,823
District Unconditional Grant Non-Wage	545,643,355	545,643,355	545,643,354
District Unconditional Grant Wage	1,434,535,591	1,465,168,849	1,076,964,728
Gratuity	2,140,394,128	2,140,394,128	2,140,394,128
Pensions	811,927,453	811,927,453	811,927,453
Pensions Arrears	-	-	-
Salary Arrears	-	-	-
Sector Conditional Grant - Development	3,351,165,174	3,696,066,153	3,696,066,153
Sector Conditional Grant - Non Wage Recurrent	500,147,952	660,375,161	613,090,162
Sector Conditional Grant - Wage Recurrent	13,115,327,567	13,251,234,868	10,104,091,609
Support Services Conditional Grant - Non Wage Recu	-	-	-
Transitional Conditional Grant – Development	84,904,799	84,904,799	-
Urban Unconditional Grant Wage	150,367,140	209,133,425	142,992,623
Kotido District	9,715,067,778	10,508,596,557	9,751,464,729
District Discretionary Equalisation Development Gr	592,574,793	592,574,793	592,574,793
District Unconditional Grant Non-Wage	407,226,774	407,226,774	407,226,774

LG/Item	Sum of Approved Budget	Sum of Revised Budget	Sum of Release
District Unconditional Grant Wage	1,432,331,828	1,432,331,828	1,082,974,295
Gratuity	144,563,468	147,550,962	147,550,962
Pensions	299,282,545	372,074,114	372,074,114
Pensions Arrears	-	-	-
Salary Arrears	-	-	-
Sector Conditional Grant - Development	1,904,405,451	1,904,405,451	1,904,405,451
Sector Conditional Grant - Non Wage Recurrent	597,106,052	525,308,052	523,536,736
Sector Conditional Grant - Wage Recurrent	4,317,774,887	5,107,322,603	4,701,319,624
Support Services Conditional Grant - Non Wage Recu	-	-	-
Transitional Conditional Grant – Development	19,801,980	19,801,980	19,801,980
Urban Unconditional Grant Wage	-	-	-
Kotido Municipal Council	4,596,386,276	4,596,386,276	3,725,453,747
Gratuity	112,642,960	112,642,960	112,642,960
Pensions	35,252,950	35,252,950	35,252,950
Pensions Arrears	-	-	-
Salary Arrears	-	-	-
Sector Conditional Grant - Development	243,884,677	243,884,677	243,884,676
Sector Conditional Grant - Non Wage Recurrent	223,805,450	223,805,450	223,087,094
Sector Conditional Grant - Wage Recurrent	2,732,671,477	2,732,671,477	2,049,741,129
Support Services Conditional Grant - Non Wage Recu	-	-	-
Transitional Conditional Grant – Development	-	-	-
Urban Discretionary Equalisation Development Grant	249,058,493	249,058,493	249,058,494
Urban Unconditional Grant Wage	749,135,299	749,135,299	561,851,475
Urban Unconditional Non-Wage	249,934,970	249,934,970	249,934,969
Kumi District	20,649,958,744	22,949,040,696	20,762,347,797
District Discretionary Equalisation Development Gr	658,931,839	658,931,839	658,931,838
District Unconditional Grant Non-Wage	493,253,817	493,253,817	493,253,817
District Unconditional Grant Wage	1,707,901,547	1,707,901,547	1,279,814,168
Gratuity	955,152,318	955,152,318	955,152,320

LG/Item	Sum of Approved Budget	Sum of Revised Budget	Sum of Release
Pensions	3,084,498,363	3,084,498,363	3,084,498,364
Pensions Arrears	98,510,605	98,510,605	98,510,605
Salary Arrears	25,253,203	25,253,203	25,253,203
Sector Conditional Grant - Development	2,624,223,428	3,866,987,192	3,866,987,193
Sector Conditional Grant - Non Wage Recurrent	534,201,845	589,394,376	530,361,840
Sector Conditional Grant - Wage Recurrent	10,393,683,446	11,366,444,592	9,735,640,664
Support Services Conditional Grant - Non Wage Recu	-	-	-
Transitional Conditional Grant – Development	63,189,785	63,189,785	-
Urban Unconditional Grant Wage	11,158,548	39,523,059	33,943,785
Kumi Municipal Council	5,285,377,630	5,316,648,406	4,274,774,228
Gratuity	361,863,705	361,863,705	361,863,704
Pensions	65,024,047	65,024,047	65,024,048
Pensions Arrears	-	-	-
Salary Arrears	-	-	-
Sector Conditional Grant - Development	334,795,722	334,795,722	334,795,722
Sector Conditional Grant - Non Wage Recurrent	178,176,967	178,176,967	177,899,851
Sector Conditional Grant - Wage Recurrent	3,442,181,466	3,457,151,070	2,588,426,295
Support Services Conditional Grant - Non Wage Recu	-	-	-
Transitional Conditional Grant – Development	-	-	-
Urban Discretionary Equalisation Development Grant	111,556,252	111,556,252	111,556,251
Urban Unconditional Grant Wage	544,767,043	561,068,215	388,195,929
Urban Unconditional Non-Wage	247,012,428	247,012,428	247,012,428
Kwania District	18,792,556,205	18,843,330,711	15,477,399,004
District Discretionary Equalisation Development Gr	519,475,251	519,475,251	519,475,251
District Unconditional Grant Non-Wage	530,816,428	530,816,428	530,816,428
District Unconditional Grant Wage	2,024,368,040	2,024,368,040	1,530,607,998
Gratuity	710,774,737	710,774,737	710,774,736
Pensions	81,926,580	123,231,651	123,231,651
Pensions Arrears	-	-	-

LG/Item	Sum of Approved Budget	Sum of Revised Budget	Sum of Release
Salary Arrears	-	-	-
Sector Conditional Grant - Development	3,344,976,018	3,344,976,018	3,344,976,018
Sector Conditional Grant - Non Wage Recurrent	432,122,611	441,592,046	408,916,536
Sector Conditional Grant - Wage Recurrent	10,854,668,780	10,854,668,780	8,130,577,494
Support Services Conditional Grant - Non Wage Recu	-	-	-
Transitional Conditional Grant – Development	68,530,792	68,530,792	19,801,980
Urban Unconditional Grant Wage	224,896,968	224,896,968	158,220,912
Kween District	16,983,288,795	17,605,137,342	15,348,704,589
District Discretionary Equalisation Development Gr	394,386,430	394,386,430	394,386,429
District Unconditional Grant Non-Wage	536,778,632	536,778,632	536,778,632
District Unconditional Grant Wage	1,536,755,552	1,633,172,030	1,212,238,733
Gratuity	652,655,981	652,655,981	652,655,980
Pensions	284,922,688	348,721,197	348,721,196
Pensions Arrears	-	-	-
Salary Arrears	-	-	-
Sector Conditional Grant - Development	4,103,525,039	4,104,924,870	4,104,924,870
Sector Conditional Grant - Non Wage Recurrent	681,533,292	732,962,126	732,016,735
Sector Conditional Grant - Wage Recurrent	8,539,017,593	8,929,568,313	7,146,236,573
Support Services Conditional Grant - Non Wage Recu	-	-	-
Transitional Conditional Grant – Development	19,801,980	19,801,980	19,801,980
Urban Unconditional Grant Wage	233,911,608	252,165,783	200,943,461
Kyankwanzi District	20,069,732,897	21,436,123,139	17,579,007,977
District Discretionary Equalisation Development Gr	277,846,488	277,846,488	277,846,488
District Unconditional Grant Non-Wage	639,589,055	639,589,055	639,589,055
District Unconditional Grant Wage	1,551,978,576	1,551,978,576	1,129,094,806
Gratuity	729,132,484	729,132,484	729,132,484
Pensions	395,333,525	395,333,525	395,333,525
Pensions Arrears	5,200,840	5,200,840	5,200,840
Salary Arrears	-	-	-

LG/Item	Sum of Approved Budget	Sum of Revised Budget	Sum of Release
Sector Conditional Grant - Development	2,339,959,533	3,619,777,705	3,619,777,705
Sector Conditional Grant - Non Wage Recurrent	613,920,383	689,651,144	624,207,110
Sector Conditional Grant - Wage Recurrent	12,771,642,504	12,782,483,813	9,579,466,872
Support Services Conditional Grant - Non Wage Recu	-	-	-
Transitional Conditional Grant – Development	319,801,980	319,801,980	319,801,980
Urban Unconditional Grant Wage	425,327,529	425,327,529	259,557,112
Kyegegwa District	17,370,168,191	18,078,914,191	15,523,387,809
District Discretionary Equalisation Development Gr	404,801,883	404,801,883	404,801,883
District Unconditional Grant Non-Wage	606,090,486	606,090,486	606,090,486
District Unconditional Grant Wage	1,402,303,642	1,402,303,642	1,060,270,232
Gratuity	1,744,273,469	1,744,273,469	1,744,273,468
Pensions	415,193,671	415,193,671	415,193,672
Pensions Arrears	-	-	-
Salary Arrears	41,470,993	41,470,993	41,470,993
Sector Conditional Grant - Development	2,748,854,154	3,167,851,083	3,167,851,083
Sector Conditional Grant - Non Wage Recurrent	647,738,937	738,239,995	681,819,190
Sector Conditional Grant - Wage Recurrent	9,039,437,636	9,238,685,649	7,156,663,817
Support Services Conditional Grant - Non Wage Recu	-	-	-
Transitional Conditional Grant – Development	19,801,980	19,801,980	19,801,980
Urban Unconditional Grant Wage	300,201,340	300,201,340	225,151,005
Kyenjojo District	29,262,297,397	30,070,331,134	25,131,339,732
District Discretionary Equalisation Development Gr	446,689,733	446,689,733	446,689,734
District Unconditional Grant Non-Wage	830,274,526	830,274,526	830,274,528
District Unconditional Grant Wage	2,164,401,132	2,164,401,132	1,587,105,933
Gratuity	1,603,365,204	1,603,365,204	1,603,365,204
Pensions	1,408,040,033	1,408,040,033	1,408,040,034
Pensions Arrears	557,252,594	557,252,594	557,252,594
Salary Arrears	19,177,723	19,177,723	19,177,723
Sector Conditional Grant - Development	3,317,409,163	3,891,890,773	3,891,890,772

LG/Item	Sum of Approved Budget	Sum of Revised Budget	Sum of Release
Sector Conditional Grant - Non Wage Recurrent	945,770,084	1,042,363,874	962,979,235
Sector Conditional Grant - Wage Recurrent	16,681,903,273	16,818,861,610	12,753,603,031
Support Services Conditional Grant - Non Wage Recu	400,000,000	400,000,000	400,000,000
Transitional Conditional Grant – Development	19,801,980	19,801,980	19,801,980
Urban Unconditional Grant Wage	868,211,952	868,211,952	651,158,964
Kyotera District	27,369,685,833	28,289,303,979	23,074,106,195
District Discretionary Equalisation Development Gr	92,757,361	92,757,361	92,757,360
District Unconditional Grant Non-Wage	560,513,485	560,513,485	560,513,485
District Unconditional Grant Wage	1,830,934,236	1,830,934,236	1,384,354,292
Gratuity	914,499,792	1,254,927,803	1,254,927,803
Pensions	182,899,824	401,488,880	401,488,880
Pensions Arrears	551,824,700	551,824,700	551,824,700
Salary Arrears	62,999,609	62,999,609	62,999,609
Sector Conditional Grant - Development	3,253,615,070	3,312,351,859	3,312,351,860
Sector Conditional Grant - Non Wage Recurrent	698,316,553	821,001,444	804,583,715
Sector Conditional Grant - Wage Recurrent	18,068,050,651	18,247,230,050	13,578,398,081
Support Services Conditional Grant - Non Wage Recu	-	-	-
Transitional Conditional Grant – Development	819,801,980	819,801,980	819,801,981
Urban Unconditional Grant Wage	333,472,572	333,472,572	250,104,429
Lamwo District	17,132,385,196	18,928,554,318	16,346,389,444
District Discretionary Equalisation Development Gr	464,574,768	464,574,768	464,574,768
District Unconditional Grant Non-Wage	518,951,349	518,951,349	518,951,349
District Unconditional Grant Wage	1,676,335,803	1,676,335,803	1,267,463,691
Gratuity	1,871,859,491	1,871,859,491	1,871,859,492
Pensions	221,750,677	221,750,677	221,750,677
Pensions Arrears	-	1,276,722,827	1,276,722,827
Salary Arrears	-	-	-
Sector Conditional Grant - Development	2,676,638,052	3,145,723,651	3,145,723,651
Sector Conditional Grant - Non Wage Recurrent	622,526,327	648,389,490	595,552,558

LG/Item	Sum of Approved Budget	Sum of Revised Budget	Sum of Release
Sector Conditional Grant - Wage Recurrent	8,934,765,556	8,959,263,089	6,870,102,557
Support Services Conditional Grant - Non Wage Recu	-	-	-
Transitional Conditional Grant – Development	19,801,980	19,801,980	19,801,980
Urban Unconditional Grant Wage	125,181,193	125,181,193	93,885,894
Lira city	21,524,049,795	22,462,562,937	7,991,170,005
Gratuity	354,139,479	675,541,564	675,541,564
Pensions	517,029,056	517,029,056	517,029,056
Pensions Arrears	-	306,955,247	306,955,247
Salary Arrears	-	-	-
Sector Conditional Grant - Development	586,866,780	586,866,780	586,866,780
Sector Conditional Grant - Non Wage Recurrent	213,622,369	254,277,369	253,607,979
Sector Conditional Grant - Wage Recurrent	5,379,848,640	5,649,349,450	4,661,585,192
Support Services Conditional Grant - Non Wage Recu	-	-	-
Transitional Conditional Grant – Development	-	-	-
Urban Discretionary Equalisation Development Grant	13,283,820,753	13,283,820,753	-
Urban Unconditional Grant Wage	796,554,131	796,554,131	597,415,599
Urban Unconditional Non-Wage	392,168,587	392,168,587	392,168,588
Lira District	30,034,783,444	30,741,391,907	26,082,088,612
District Discretionary Equalisation Development Gr	625,184,320	625,184,320	625,184,319
District Unconditional Grant Non-Wage	730,962,189	730,962,189	730,962,189
District Unconditional Grant Wage	1,740,883,553	1,740,883,553	1,316,267,712
Gratuity	1,613,722,374	1,613,722,374	1,613,722,372
Pensions	3,390,860,117	3,390,860,117	3,390,860,117
Pensions Arrears	-	-	-
Salary Arrears	35,013,789	35,013,789	35,013,789
Sector Conditional Grant - Development	3,356,963,921	3,359,662,042	3,359,662,043
Sector Conditional Grant - Non Wage Recurrent	745,256,563	803,217,903	739,032,110
Sector Conditional Grant - Wage Recurrent	17,276,018,133	17,905,839,084	13,815,255,910
Support Services Conditional Grant - Non Wage Recu	440,000,000	440,000,000	440,000,000

LG/Item	Sum of Approved Budget	Sum of Revised Budget	Sum of Release
Transitional Conditional Grant – Development	79,918,485	79,918,485	-
Urban Unconditional Grant Wage	-	16,128,051	16,128,051
Lugazi Municipal Council	22,511,471,902	22,570,971,497	4,638,137,676
Gratuity	507,929,030	507,929,030	507,929,032
Pensions	128,022,032	128,022,032	128,022,032
Pensions Arrears	-	-	-
Salary Arrears	-	-	-
Sector Conditional Grant - Development	499,349,568	499,349,568	499,349,568
Sector Conditional Grant - Non Wage Recurrent	198,816,484	245,910,484	200,437,158
Sector Conditional Grant - Wage Recurrent	3,259,542,815	3,263,272,423	2,519,400,774
Support Services Conditional Grant - Non Wage Recu	-	-	-
Transitional Conditional Grant – Development	-	-	-
Urban Discretionary Equalisation Development Grant	16,969,513,427	16,969,513,427	-
Urban Unconditional Grant Wage	600,955,783	609,631,770	435,656,349
Urban Unconditional Non-Wage	347,342,763	347,342,763	347,342,763
Luuka District	21,349,747,829	21,610,983,287	17,760,555,515
District Discretionary Equalisation Development Gr	178,279,074	178,279,074	178,279,074
District Unconditional Grant Non-Wage	506,077,297	506,077,297	506,077,297
District Unconditional Grant Wage	1,157,582,331	1,209,610,268	923,603,272
Gratuity	2,282,172,461	2,282,172,461	2,282,172,460
Pensions	429,176,329	429,176,329	429,176,329
Pensions Arrears	-	-	-
Salary Arrears	-	-	-
Sector Conditional Grant - Development	2,187,210,314	2,246,014,776	2,246,014,776
Sector Conditional Grant - Non Wage Recurrent	548,992,625	666,122,532	633,257,968
Sector Conditional Grant - Wage Recurrent	13,962,478,782	13,962,478,782	10,440,859,465
Support Services Conditional Grant - Non Wage Recu	-	-	-
Transitional Conditional Grant – Development	19,801,980	19,801,980	19,801,980
Urban Unconditional Grant Wage	77,976,636	111,249,788	101,312,894

LG/Item	Sum of Approved Budget	Sum of Revised Budget	Sum of Release
Luwero District	46,586,255,319	47,108,468,779	37,496,798,820
District Discretionary Equalisation Development Gr	411,381,828	411,381,828	411,381,828
District Unconditional Grant Non-Wage	775,735,832	775,735,832	775,735,832
District Unconditional Grant Wage	1,844,352,379	1,858,732,430	1,300,549,821
Gratuity	1,011,232,209	1,011,232,209	1,011,232,208
Pensions	2,129,617,614	2,129,617,614	2,129,617,615
Pensions Arrears	-	-	-
Salary Arrears	-	-	-
Sector Conditional Grant - Development	2,940,105,313	3,016,338,123	3,016,338,122
Sector Conditional Grant - Non Wage Recurrent	937,650,655	1,241,554,411	1,181,776,802
Sector Conditional Grant - Wage Recurrent	35,409,925,876	35,409,925,876	26,567,829,043
Support Services Conditional Grant - Non Wage Recu	-	-	-
Transitional Conditional Grant – Development	519,801,980	519,801,980	519,801,981
Urban Unconditional Grant Wage	606,451,633	734,148,476	582,535,568
Lwengo District	23,476,309,969	23,806,328,423	19,442,164,305
District Discretionary Equalisation Development Gr	115,348,696	115,348,696	115,348,695
District Unconditional Grant Non-Wage	546,609,002	546,609,002	546,609,002
District Unconditional Grant Wage	1,226,705,194	1,285,755,443	907,286,289
Gratuity	2,397,640,461	2,397,640,461	2,397,640,460
Pensions	520,957,818	551,557,818	551,557,817
Pensions Arrears	52,781,328	52,781,328	52,781,328
Salary Arrears	10,627,042	10,627,042	10,627,042
Sector Conditional Grant - Development	2,442,664,134	2,485,369,043	2,485,369,042
Sector Conditional Grant - Non Wage Recurrent	606,463,561	756,547,582	715,246,071
Sector Conditional Grant - Wage Recurrent	14,925,312,465	14,925,312,465	11,058,768,588
Support Services Conditional Grant - Non Wage Recu	-	-	-
Transitional Conditional Grant – Development	319,801,980	319,801,980	319,801,980
Urban Unconditional Grant Wage	311,398,288	358,977,563	281,127,991
Lyantonde District	14,654,071,987	15,013,877,556	12,800,396,794

LG/Item	Sum of Approved Budget	Sum of Revised Budget	Sum of Release
District Discretionary Equalisation Development Gr	58,050,116	58,050,116	58,050,117
District Unconditional Grant Non-Wage	421,028,249	421,028,249	421,028,249
District Unconditional Grant Wage	1,253,218,368	1,253,218,368	947,548,084
Gratuity	478,150,417	478,150,417	478,150,416
Pensions	225,340,263	225,340,263	225,340,263
Pensions Arrears	-	25,246,582	25,246,582
Salary Arrears	-	-	-
Sector Conditional Grant - Development	1,906,948,728	1,907,615,521	1,907,615,521
Sector Conditional Grant - Non Wage Recurrent	433,572,571	436,840,571	436,102,748
Sector Conditional Grant - Wage Recurrent	8,696,654,751	9,027,278,945	7,161,183,531
Support Services Conditional Grant - Non Wage Recu	-	-	-
Transitional Conditional Grant – Development	1,019,801,980	1,019,801,980	1,019,801,979
Urban Unconditional Grant Wage	161,306,544	161,306,544	120,329,304
Madi-Okollo District	12,288,926,912	12,847,189,878	10,550,400,718
District Discretionary Equalisation Development Gr	463,465,052	463,465,052	463,465,053
District Unconditional Grant Non-Wage	466,461,291	466,461,291	466,461,291
District Unconditional Grant Wage	1,533,317,487	1,533,317,487	1,137,061,935
Gratuity	544,764,682	544,764,682	544,764,684
Pensions	72,635,196	72,635,196	72,635,197
Pensions Arrears	-	-	-
Salary Arrears	-	-	-
Sector Conditional Grant - Development	1,176,746,549	1,217,468,481	1,217,468,482
Sector Conditional Grant - Non Wage Recurrent	459,739,183	453,230,668	441,601,792
Sector Conditional Grant - Wage Recurrent	7,360,317,370	7,884,366,919	6,074,640,304
Support Services Conditional Grant - Non Wage Recu	-	-	-
Transitional Conditional Grant – Development	61,480,102	61,480,102	19,801,980
Urban Unconditional Grant Wage	150,000,000	150,000,000	112,500,000
Makindye-Ssabagabo Municipal Council	10,678,731,133	10,766,709,842	9,883,876,989
Gratuity	434,483,295	434,483,295	434,483,296

LG/Item	Sum of Approved Budget	Sum of Revised Budget	Sum of Release
Pensions	88,697,880	88,697,880	88,697,880
Pensions Arrears	-	-	-
Salary Arrears	-	-	-
Sector Conditional Grant - Development	980,405,273	980,405,273	980,405,274
Sector Conditional Grant - Non Wage Recurrent	290,956,850	307,735,850	306,987,554
Sector Conditional Grant - Wage Recurrent	3,189,747,686	3,260,947,395	2,561,461,060
Support Services Conditional Grant - Non Wage Recu	-	-	-
Transitional Conditional Grant – Development	4,000,000,000	4,000,000,000	3,999,999,999
Urban Discretionary Equalisation Development Grant	481,498,379	481,498,379	481,498,380
Urban Unconditional Grant Wage	730,392,893	730,392,893	547,794,669
Urban Unconditional Non-Wage	482,548,877	482,548,877	482,548,877
Manafwa District	21,173,069,317	21,911,740,027	19,111,550,250
District Discretionary Equalisation Development Gr	470,592,771	470,592,771	470,592,771
District Unconditional Grant Non-Wage	688,217,688	688,217,688	688,217,688
District Unconditional Grant Wage	2,442,927,558	2,442,927,558	1,880,891,014
Gratuity	1,592,878,264	1,592,878,264	1,592,878,264
Pensions	1,278,736,890	1,278,736,890	1,278,736,890
Pensions Arrears	1,235,856,925	1,235,856,925	1,235,856,925
Salary Arrears	28,483,423	28,483,423	28,483,423
Sector Conditional Grant - Development	3,427,546,107	3,789,554,328	3,789,554,328
Sector Conditional Grant - Non Wage Recurrent	448,698,277	521,173,692	465,737,102
Sector Conditional Grant - Wage Recurrent	9,362,368,650	9,666,555,724	7,567,279,532
Support Services Conditional Grant - Non Wage Recu	-	-	-
Transitional Conditional Grant – Development	19,801,980	19,801,980	19,801,980
Urban Unconditional Grant Wage	176,960,784	176,960,784	93,520,333
Maracha District	21,102,835,955	21,197,441,653	17,675,906,826
District Discretionary Equalisation Development Gr	567,702,673	567,702,673	567,702,672
District Unconditional Grant Non-Wage	570,995,120	570,995,120	570,995,121
District Unconditional Grant Wage	1,008,068,516	1,032,137,684	769,864,151

LG/Item	Sum of Approved Budget	Sum of Revised Budget	Sum of Release
Gratuity	1,868,798,981	1,868,798,981	1,868,798,980
Pensions	865,876,910	865,876,910	865,876,910
Pensions Arrears	511,763,344	511,763,344	511,763,344
Salary Arrears	14,073,244	14,073,244	14,073,244
Sector Conditional Grant - Development	2,643,616,457	2,644,487,524	2,644,487,525
Sector Conditional Grant - Non Wage Recurrent	464,171,654	533,837,117	511,874,106
Sector Conditional Grant - Wage Recurrent	12,264,161,874	12,264,161,874	9,180,055,955
Support Services Conditional Grant - Non Wage Recu	-	-	-
Transitional Conditional Grant – Development	96,034,610	96,034,610	-
Urban Unconditional Grant Wage	227,572,572	227,572,572	170,414,818
Masaka city	35,615,583,286	35,748,165,080	7,266,053,552
Gratuity	543,126,147	543,126,147	543,126,148
Pensions	517,688,940	517,688,940	517,688,941
Pensions Arrears	45,377,529	45,377,529	45,377,529
Salary Arrears	26,758,217	26,758,217	26,758,217
Sector Conditional Grant - Development	856,021,691	856,021,691	856,021,692
Sector Conditional Grant - Non Wage Recurrent	228,034,938	244,202,938	243,773,034
Sector Conditional Grant - Wage Recurrent	5,278,090,430	5,394,504,224	4,183,130,409
Support Services Conditional Grant - Non Wage Recu	-	-	-
Transitional Conditional Grant – Development	-	-	-
Urban Discretionary Equalisation Development Grant	27,055,999,384	27,055,999,384	-
Urban Unconditional Grant Wage	773,331,734	773,331,734	559,023,306
Urban Unconditional Non-Wage	291,154,276	291,154,276	291,154,276
Masaka District	21,736,416,325	23,445,063,976	20,518,804,030
District Discretionary Equalisation Development Gr	96,466,935	96,466,935	96,466,935
District Unconditional Grant Non-Wage	526,364,559	526,364,559	526,364,559
District Unconditional Grant Wage	1,499,321,064	1,499,321,064	1,124,472,674
Gratuity	709,735,582	1,753,237,035	1,753,237,034
Pensions	3,391,325,435	3,391,325,435	3,391,325,435

LG/Item	Sum of Approved Budget	Sum of Revised Budget	Sum of Release
Pensions Arrears	322,575,049	322,575,049	322,575,049
Salary Arrears	-	-	-
Sector Conditional Grant - Development	2,189,858,930	2,246,799,097	2,246,799,097
Sector Conditional Grant - Non Wage Recurrent	671,516,588	730,158,205	729,089,802
Sector Conditional Grant - Wage Recurrent	12,309,450,203	12,781,448,919	10,231,105,767
Support Services Conditional Grant - Non Wage Recu	-	-	-
Transitional Conditional Grant – Development	19,801,980	19,801,980	19,801,980
Urban Unconditional Grant Wage	-	77,565,698	77,565,698
Masindi District	19,953,733,714	20,327,883,835	16,703,039,320
District Discretionary Equalisation Development Gr	531,951,359	531,951,359	531,951,360
District Unconditional Grant Non-Wage	473,406,883	473,406,883	473,406,883
District Unconditional Grant Wage	1,723,234,139	1,766,440,962	969,506,337
Gratuity	821,987,758	1,014,839,551	1,014,839,552
Pensions	1,526,721,604	1,565,291,963	1,565,291,961
Pensions Arrears	189,564,874	189,564,874	189,564,874
Salary Arrears	140,773,673	140,773,673	140,773,673
Sector Conditional Grant - Development	2,037,569,857	2,037,961,503	2,037,961,502
Sector Conditional Grant - Non Wage Recurrent	597,193,773	554,930,007	553,930,548
Sector Conditional Grant - Wage Recurrent	11,891,527,814	12,032,921,080	9,206,010,650
Support Services Conditional Grant - Non Wage Recu	-	-	-
Transitional Conditional Grant – Development	19,801,980	19,801,980	19,801,980
Urban Unconditional Grant Wage	-	-	-
Masindi Municipal Council	7,927,490,551	8,198,832,111	6,682,291,844
Gratuity	414,270,496	414,270,496	414,270,496
Pensions	248,747,121	361,768,964	361,768,963
Pensions Arrears	7,147,327	7,147,327	7,147,327
Salary Arrears	6,133,554	6,133,554	6,133,554
Sector Conditional Grant - Development	371,030,858	451,086,187	451,086,188
Sector Conditional Grant - Non Wage Recurrent	281,843,978	330,770,978	330,082,363

LG/Item	Sum of Approved Budget	Sum of Revised Budget	Sum of Release
Sector Conditional Grant - Wage Recurrent	5,272,062,940	5,272,449,916	3,927,570,641
Support Services Conditional Grant - Non Wage Recu	-	-	-
Transitional Conditional Grant – Development	-	-	-
Urban Discretionary Equalisation Development Grant	337,908,997	337,908,997	337,908,996
Urban Unconditional Grant Wage	683,889,507	712,839,919	541,867,543
Urban Unconditional Non-Wage	304,455,773	304,455,773	304,455,773
Mayuge District	31,860,534,860	32,673,187,653	26,744,662,572
District Discretionary Equalisation Development Gr	337,131,476	337,131,476	337,131,477
District Unconditional Grant Non-Wage	760,133,599	760,133,599	760,133,600
District Unconditional Grant Wage	1,692,410,279	1,941,142,513	1,458,213,471
Gratuity	537,137,123	537,137,123	537,137,124
Pensions	982,715,473	982,715,473	982,715,473
Pensions Arrears	-	-	-
Salary Arrears	-	-	-
Sector Conditional Grant - Development	4,474,244,840	4,573,562,857	4,573,562,858
Sector Conditional Grant - Non Wage Recurrent	933,171,879	1,142,098,879	1,066,003,818
Sector Conditional Grant - Wage Recurrent	21,706,837,223	21,962,512,765	16,675,262,439
Support Services Conditional Grant - Non Wage Recu	-	-	-
Transitional Conditional Grant – Development	19,801,980	19,801,980	19,801,980
Urban Unconditional Grant Wage	416,950,988	416,950,988	334,700,332
Mbale city	35,490,770,879	35,605,937,950	12,133,207,150
Gratuity	1,976,336,652	1,976,336,652	1,976,336,652
Pensions	1,095,946,326	1,095,946,326	1,095,946,326
Pensions Arrears	227,221,972	227,221,972	227,221,972
Salary Arrears	7,152,943	7,152,943	7,152,943
Sector Conditional Grant - Development	190,252,233	190,537,222	190,537,222
Sector Conditional Grant - Non Wage Recurrent	317,203,230	411,156,230	267,016,190
Sector Conditional Grant - Wage Recurrent	9,563,723,024	9,584,652,106	7,224,882,291
Support Services Conditional Grant - Non Wage Recu	-	-	-

LG/Item	Sum of Approved Budget	Sum of Revised Budget	Sum of Release
Transitional Conditional Grant – Development	-	-	-
Urban Discretionary Equalisation Development Grant	20,596,583,571	20,596,583,571	-
Urban Unconditional Grant Wage	1,196,977,112	1,196,977,112	824,739,738
Urban Unconditional Non-Wage	319,373,816	319,373,816	319,373,816
Mbale District	39,321,814,797	40,407,394,011	33,429,973,553
District Discretionary Equalisation Development Gr	925,510,180	925,510,180	925,510,179
District Unconditional Grant Non-Wage	922,579,440	922,579,440	922,579,441
District Unconditional Grant Wage	2,363,989,589	2,605,300,038	1,885,886,328
Gratuity	2,840,417,250	2,840,417,250	2,840,417,252
Pensions	4,256,886,759	4,256,886,759	4,256,886,759
Pensions Arrears	102,398,747	102,398,747	102,398,747
Salary Arrears	46,922,483	46,922,483	46,922,483
Sector Conditional Grant - Development	3,141,968,536	3,510,527,952	3,510,527,951
Sector Conditional Grant - Non Wage Recurrent	1,071,870,889	1,175,259,249	1,140,210,448
Sector Conditional Grant - Wage Recurrent	22,541,058,296	22,832,502,735	16,751,647,449
Support Services Conditional Grant - Non Wage Recu	520,000,000	520,000,000	520,000,000
Transitional Conditional Grant – Development	19,801,980	19,801,980	19,801,980
Urban Unconditional Grant Wage	568,410,648	649,287,198	507,184,536
Mbarara city	33,719,266,636	34,841,081,480	16,345,084,145
Gratuity	984,010,659	1,814,728,775	1,814,728,776
Pensions	725,628,532	999,241,260	999,241,259
Pensions Arrears	522,875,326	522,875,326	522,875,326
Salary Arrears	-	-	-
Sector Conditional Grant - Development	502,940,301	502,940,301	502,940,301
Sector Conditional Grant - Non Wage Recurrent	270,999,522	288,483,522	287,565,578
Sector Conditional Grant - Wage Recurrent	13,621,238,365	13,621,238,365	10,130,202,782
Support Services Conditional Grant - Non Wage Recu	-	-	-
Transitional Conditional Grant – Development	889,346,023	889,346,023	889,346,022
Urban Discretionary Equalisation Development Grant	14,769,265,680	14,769,265,680	-

LG/Item	Sum of Approved Budget	Sum of Revised Budget	Sum of Release
Urban Unconditional Grant Wage	939,112,522	939,112,522	704,334,393
Urban Unconditional Non-Wage	493,849,706	493,849,706	493,849,708
Mbarara District	23,420,270,163	23,728,801,624	20,260,207,077
District Discretionary Equalisation Development Gr	83,900,591	83,900,591	83,900,592
District Unconditional Grant Non-Wage	550,334,225	550,334,225	550,334,225
District Unconditional Grant Wage	2,105,072,997	2,105,072,997	1,591,628,350
Gratuity	1,743,473,970	1,743,473,970	1,743,473,972
Pensions	3,533,310,936	3,533,310,936	3,533,310,937
Pensions Arrears	63,179,670	63,179,670	63,179,670
Salary Arrears	-	-	-
Sector Conditional Grant - Development	1,691,423,110	1,691,423,110	1,691,423,109
Sector Conditional Grant - Non Wage Recurrent	460,979,193	492,766,193	491,866,786
Sector Conditional Grant - Wage Recurrent	12,257,736,118	12,473,831,221	9,575,440,077
Support Services Conditional Grant - Non Wage Recu	-	-	-
Transitional Conditional Grant – Development	930,859,353	930,859,353	875,000,001
Urban Unconditional Grant Wage	-	60,649,358	60,649,358
Mitooma District	23,134,583,515	24,126,243,129	20,041,287,128
District Discretionary Equalisation Development Gr	82,783,446	82,783,446	82,783,446
District Unconditional Grant Non-Wage	548,045,967	548,045,967	548,045,967
District Unconditional Grant Wage	1,638,105,516	1,688,947,159	1,255,469,138
Gratuity	1,911,316,927	1,911,316,927	1,911,316,928
Pensions	601,070,537	706,770,087	706,770,086
Pensions Arrears	-	-	-
Salary Arrears	-	-	-
Sector Conditional Grant - Development	3,138,848,757	3,800,724,734	3,800,724,733
Sector Conditional Grant - Non Wage Recurrent	618,189,348	791,431,792	789,776,844
Sector Conditional Grant - Wage Recurrent	14,087,124,341	14,087,124,341	10,510,633,535
Support Services Conditional Grant - Non Wage Recu	-	-	-
Transitional Conditional Grant – Development	219,801,980	219,801,980	219,801,981

LG/Item	Sum of Approved Budget	Sum of Revised Budget	Sum of Release
Urban Unconditional Grant Wage	289,296,696	289,296,696	215,964,470
Mityana District	26,015,093,882	26,489,763,928	21,803,888,888
District Discretionary Equalisation Development Gr	271,213,365	271,213,365	271,213,365
District Unconditional Grant Non-Wage	607,280,743	607,280,743	607,280,743
District Unconditional Grant Wage	1,594,120,724	1,638,707,209	1,186,736,242
Gratuity	1,900,277,302	1,900,277,302	1,900,277,304
Pensions	1,249,703,409	1,249,703,409	1,249,703,410
Pensions Arrears	-	-	-
Salary Arrears	-	-	-
Sector Conditional Grant - Development	2,864,765,331	3,203,505,237	3,203,505,237
Sector Conditional Grant - Non Wage Recurrent	599,781,292	685,048,984	683,772,211
Sector Conditional Grant - Wage Recurrent	16,462,774,252	16,462,774,252	12,327,133,563
Support Services Conditional Grant - Non Wage Recu	-	-	-
Transitional Conditional Grant – Development	19,801,980	19,801,980	19,801,980
Urban Unconditional Grant Wage	445,375,484	451,451,447	354,464,833
Mityana Municipal Council	6,681,927,690	6,997,205,524	5,562,122,571
Gratuity	327,012,514	453,229,709	453,229,710
Pensions	143,539,728	143,539,728	143,539,728
Pensions Arrears	-	-	-
Salary Arrears	-	-	-
Sector Conditional Grant - Development	238,615,037	239,057,134	239,057,135
Sector Conditional Grant - Non Wage Recurrent	194,296,918	231,567,918	231,194,883
Sector Conditional Grant - Wage Recurrent	4,671,984,196	4,823,331,738	3,546,997,731
Support Services Conditional Grant - Non Wage Recu	-	-	-
Transitional Conditional Grant – Development	-	-	-
Urban Discretionary Equalisation Development Grant	161,827,370	161,827,370	161,827,371
Urban Unconditional Grant Wage	633,503,659	633,503,659	475,127,745
Urban Unconditional Non-Wage	311,148,268	311,148,268	311,148,268
Moroto District	13,489,719,450	13,654,188,013	12,041,614,684

LG/Item	Sum of Approved Budget	Sum of Revised Budget	Sum of Release
District Discretionary Equalisation Development Gr	497,587,016	497,587,016	497,587,017
District Unconditional Grant Non-Wage	401,427,279	401,427,279	401,427,279
District Unconditional Grant Wage	1,313,142,451	1,313,142,451	992,519,495
Gratuity	2,054,766,405	2,054,766,405	2,054,766,404
Pensions	317,687,966	317,687,966	317,687,967
Pensions Arrears	-	-	-
Salary Arrears	-	-	-
Sector Conditional Grant - Development	1,748,333,331	1,748,563,808	1,748,563,808
Sector Conditional Grant - Non Wage Recurrent	389,124,183	380,523,183	379,993,972
Sector Conditional Grant - Wage Recurrent	6,447,848,839	6,620,687,925	5,329,266,762
Support Services Conditional Grant - Non Wage Recu	300,000,000	300,000,000	300,000,000
Transitional Conditional Grant – Development	19,801,980	19,801,980	19,801,980
Urban Unconditional Grant Wage	-	-	-
Moroto Municipal Council	5,470,190,885	5,752,743,411	2,738,661,108
Gratuity	151,191,200	151,191,200	151,191,200
Pensions	107,193,822	136,765,066	136,765,065
Pensions Arrears	-	-	-
Salary Arrears	-	-	-
Sector Conditional Grant - Development	79,774,123	79,774,123	79,774,122
Sector Conditional Grant - Non Wage Recurrent	156,356,996	156,356,996	122,994,699
Sector Conditional Grant - Wage Recurrent	1,720,075,744	1,971,629,839	1,758,727,426
Support Services Conditional Grant - Non Wage Recu	-	-	-
Transitional Conditional Grant – Development	-	-	-
Urban Discretionary Equalisation Development Grant	2,598,740,940	2,598,740,940	-
Urban Unconditional Grant Wage	481,596,724	483,023,911	313,947,260
Urban Unconditional Non-Wage	175,261,336	175,261,336	175,261,336
Moyo District	18,583,388,335	19,740,571,092	16,287,664,268
District Discretionary Equalisation Development Gr	1,638,721,708	1,638,721,708	308,398,605
District Unconditional Grant Non-Wage	393,685,856	393,685,856	393,685,856

LG/Item	Sum of Approved Budget	Sum of Revised Budget	Sum of Release
District Unconditional Grant Wage	1,376,504,745	1,376,504,745	1,012,312,944
Gratuity	787,564,321	787,564,321	787,564,320
Pensions	1,453,278,896	1,453,278,896	1,453,278,897
Pensions Arrears	-	-	-
Salary Arrears	-	-	-
Sector Conditional Grant - Development	2,195,624,176	2,340,327,920	2,340,327,919
Sector Conditional Grant - Non Wage Recurrent	511,960,331	506,313,331	505,669,223
Sector Conditional Grant - Wage Recurrent	9,902,521,907	10,920,647,920	9,310,370,241
Support Services Conditional Grant - Non Wage Recu	-	-	-
Transitional Conditional Grant – Development	88,784,711	88,784,711	-
Urban Unconditional Grant Wage	234,741,684	234,741,684	176,056,263
Mpigi District	24,227,686,073	25,945,248,333	21,563,172,261
District Discretionary Equalisation Development Gr	107,595,782	107,595,782	107,595,783
District Unconditional Grant Non-Wage	565,966,052	565,966,052	565,966,052
District Unconditional Grant Wage	1,409,566,900	1,547,512,972	1,148,387,298
Gratuity	849,728,519	1,553,862,991	1,553,862,992
Pensions	2,631,971,988	2,631,971,988	2,631,971,988
Pensions Arrears	12,772,973	12,772,973	12,772,973
Salary Arrears	153,526	153,526	153,526
Sector Conditional Grant - Development	1,780,193,313	2,199,058,602	2,199,058,602
Sector Conditional Grant - Non Wage Recurrent	564,378,893	720,402,618	719,176,198
Sector Conditional Grant - Wage Recurrent	15,710,786,995	16,011,379,697	12,080,598,610
Support Services Conditional Grant - Non Wage Recu	-	-	-
Transitional Conditional Grant – Development	419,801,980	419,801,980	419,801,979
Urban Unconditional Grant Wage	174,769,152	174,769,152	123,826,260
Mubende District	23,197,595,685	24,759,156,769	21,696,327,264
District Discretionary Equalisation Development Gr	430,989,470	430,989,470	430,989,471
District Unconditional Grant Non-Wage	818,539,878	818,539,878	818,539,878
District Unconditional Grant Wage	1,936,179,808	1,936,179,808	1,463,929,602

LG/Item	Sum of Approved Budget	Sum of Revised Budget	Sum of Release
Gratuity	1,171,773,598	1,171,773,598	1,171,773,600
Pensions	1,706,160,983	1,706,160,983	1,706,160,984
Pensions Arrears	498,824,645	498,824,645	498,824,645
Salary Arrears	-	-	-
Sector Conditional Grant - Development	3,725,313,007	4,316,612,203	4,316,612,202
Sector Conditional Grant - Non Wage Recurrent	831,978,869	926,895,016	864,376,616
Sector Conditional Grant - Wage Recurrent	11,881,868,059	12,757,213,800	10,273,194,245
Support Services Conditional Grant - Non Wage Recu	-	-	-
Transitional Conditional Grant – Development	19,801,980	19,801,980	19,801,980
Urban Unconditional Grant Wage	176,165,388	176,165,388	132,124,041
Mubende Municipal Council	36,722,476,948	36,876,550,508	5,616,959,847
Gratuity	593,293,809	593,293,809	593,293,808
Pensions	105,932,565	105,932,565	105,932,565
Pensions Arrears	-	-	-
Salary Arrears	-	-	-
Sector Conditional Grant - Development	910,675,168	940,633,964	940,633,963
Sector Conditional Grant - Non Wage Recurrent	243,967,497	258,537,497	257,619,168
Sector Conditional Grant - Wage Recurrent	3,697,089,072	3,806,633,836	2,877,431,658
Support Services Conditional Grant - Non Wage Recu	-	-	-
Transitional Conditional Grant – Development	-	-	-
Urban Discretionary Equalisation Development Grant	30,158,251,593	30,158,251,593	-
Urban Unconditional Grant Wage	684,874,235	684,874,235	513,655,677
Urban Unconditional Non-Wage	328,393,009	328,393,009	328,393,008
Mukono District	36,795,918,550	38,104,239,735	30,628,609,696
District Discretionary Equalisation Development Gr	408,700,273	408,700,273	408,700,272
District Unconditional Grant Non-Wage	756,613,894	756,613,894	756,613,894
District Unconditional Grant Wage	2,386,812,924	2,386,812,924	1,804,649,588
Gratuity	1,217,991,670	1,217,991,670	1,217,991,668
Pensions	3,175,467,083	3,175,467,083	3,175,467,083

LG/Item	Sum of Approved Budget	Sum of Revised Budget	Sum of Release
Pensions Arrears	-	-	-
Salary Arrears	-	-	-
Sector Conditional Grant - Development	2,045,149,914	2,457,622,058	2,457,622,058
Sector Conditional Grant - Non Wage Recurrent	1,282,089,511	1,524,928,712	1,473,918,189
Sector Conditional Grant - Wage Recurrent	24,803,291,301	25,390,291,493	18,547,835,316
Support Services Conditional Grant - Non Wage Recu	-	-	-
Transitional Conditional Grant – Development	719,801,980	719,801,980	719,801,980
Urban Unconditional Grant Wage	-	66,009,648	66,009,648
Mukono Municipal Council	11,463,122,167	11,673,055,734	9,220,891,250
Gratuity	756,004,145	756,004,145	756,004,144
Pensions	296,860,612	296,860,612	296,860,612
Pensions Arrears	-	-	-
Salary Arrears	-	-	-
Sector Conditional Grant - Development	488,715,451	488,715,451	488,715,450
Sector Conditional Grant - Non Wage Recurrent	223,885,461	238,737,461	168,071,283
Sector Conditional Grant - Wage Recurrent	8,213,798,118	8,408,879,685	6,305,528,667
Support Services Conditional Grant - Non Wage Recu	-	-	-
Transitional Conditional Grant – Development	-	-	-
Urban Discretionary Equalisation Development Grant	253,937,625	253,937,625	253,937,625
Urban Unconditional Grant Wage	894,418,344	894,418,344	616,271,058
Urban Unconditional Non-Wage	335,502,411	335,502,411	335,502,411
Nabilatuk District	7,689,937,438	8,036,375,235	7,350,715,127
District Discretionary Equalisation Development Gr	507,601,065	507,601,065	507,601,065
District Unconditional Grant Non-Wage	339,600,989	339,600,989	339,600,989
District Unconditional Grant Wage	1,118,888,794	1,118,888,794	845,982,598
Gratuity	247,938,684	247,938,684	247,938,684
Pensions	60,575,247	60,575,247	60,575,247
Pensions Arrears	-	-	-
Salary Arrears	-	-	-

LG/Item	Sum of Approved Budget	Sum of Revised Budget	Sum of Release
Sector Conditional Grant - Development	1,843,543,795	1,843,543,795	1,843,543,794
Sector Conditional Grant - Non Wage Recurrent	340,446,681	282,871,681	282,392,627
Sector Conditional Grant - Wage Recurrent	3,061,540,203	3,465,553,000	3,090,778,143
Support Services Conditional Grant - Non Wage Recu	-	-	-
Transitional Conditional Grant – Development	19,801,980	19,801,980	19,801,980
Urban Unconditional Grant Wage	150,000,000	150,000,000	112,500,000
Nakapiripirit District	10,660,720,172	11,513,868,813	10,900,510,640
District Discretionary Equalisation Development Gr	473,621,045	473,621,045	473,621,046
District Unconditional Grant Non-Wage	403,510,027	403,510,027	403,510,027
District Unconditional Grant Wage	887,300,704	997,139,005	731,074,730
Gratuity	489,194,391	489,194,391	489,194,392
Pensions	577,133,688	577,133,688	577,133,688
Pensions Arrears	-	-	-
Salary Arrears	-	-	-
Sector Conditional Grant - Development	1,865,726,299	1,865,726,299	1,865,726,298
Sector Conditional Grant - Non Wage Recurrent	413,489,875	383,268,875	382,670,787
Sector Conditional Grant - Wage Recurrent	5,034,468,339	5,793,459,090	5,482,314,101
Support Services Conditional Grant - Non Wage Recu	-	-	-
Transitional Conditional Grant – Development	319,801,980	319,801,980	319,801,980
Urban Unconditional Grant Wage	196,473,824	211,014,413	175,463,591
Nakaseke District	24,993,398,303	26,060,362,283	21,659,307,548
District Discretionary Equalisation Development Gr	204,611,588	204,611,588	204,611,589
District Unconditional Grant Non-Wage	583,108,873	583,108,873	583,108,872
District Unconditional Grant Wage	1,473,455,113	1,598,729,530	1,127,625,665
Gratuity	969,083,807	1,055,942,813	1,055,942,814
Pensions	494,807,109	511,065,251	511,065,250
Pensions Arrears	-	14,041,595	14,041,595
Salary Arrears	180,310,297	180,310,297	180,310,297
Sector Conditional Grant - Development	3,237,464,947	3,447,040,379	3,447,040,377

LG/Item	Sum of Approved Budget	Sum of Revised Budget	Sum of Release
Sector Conditional Grant - Non Wage Recurrent	672,828,568	719,506,591	680,772,600
Sector Conditional Grant - Wage Recurrent	16,279,173,577	16,847,450,942	13,150,922,176
Support Services Conditional Grant - Non Wage Recu	-	-	-
Transitional Conditional Grant – Development	119,801,980	119,801,980	119,801,980
Urban Unconditional Grant Wage	778,752,444	778,752,444	584,064,333
Nakasongola District	22,461,811,551	24,522,422,783	19,598,865,526
District Discretionary Equalisation Development Gr	228,870,945	228,870,945	228,870,945
District Unconditional Grant Non-Wage	540,135,333	540,135,333	540,135,334
District Unconditional Grant Wage	1,647,085,534	1,822,608,534	1,194,396,133
Gratuity	1,439,879,870	1,439,879,870	1,439,879,872
Pensions	384,351,012	384,351,012	384,351,012
Pensions Arrears	-	1,372,893,502	1,372,893,502
Salary Arrears	-	-	-
Sector Conditional Grant - Development	1,296,695,762	1,352,471,140	1,352,471,142
Sector Conditional Grant - Non Wage Recurrent	779,894,961	844,517,374	800,785,493
Sector Conditional Grant - Wage Recurrent	15,680,291,818	15,927,178,236	11,786,766,340
Support Services Conditional Grant - Non Wage Recu	-	-	-
Transitional Conditional Grant – Development	19,801,980	19,801,980	19,801,980
Urban Unconditional Grant Wage	444,804,336	589,714,857	478,513,773
Namayingo District	18,217,809,761	18,598,691,594	15,107,630,798
District Discretionary Equalisation Development Gr	156,447,220	156,447,220	156,447,219
District Unconditional Grant Non-Wage	524,341,002	524,341,002	524,341,002
District Unconditional Grant Wage	1,668,645,034	1,668,645,034	1,261,648,764
Gratuity	313,469,957	313,469,957	313,469,956
Pensions	250,410,158	250,410,158	250,410,158
Pensions Arrears	-	-	-
Salary Arrears	-	-	-
Sector Conditional Grant - Development	2,580,110,982	2,755,355,100	2,755,355,100
Sector Conditional Grant - Non Wage Recurrent	590,271,376	706,566,071	649,465,241

LG/Item	Sum of Approved Budget	Sum of Revised Budget	Sum of Release
Sector Conditional Grant - Wage Recurrent	11,771,362,245	11,860,705,265	8,893,227,990
Support Services Conditional Grant - Non Wage Recu	-	-	-
Transitional Conditional Grant – Development	119,801,980	119,801,980	119,801,980
Urban Unconditional Grant Wage	242,949,807	242,949,807	183,463,388
Namisindwa District	20,201,178,185	20,962,388,626	17,060,612,437
District Discretionary Equalisation Development Gr	573,881,131	573,881,131	573,881,130
District Unconditional Grant Non-Wage	703,428,531	703,428,531	703,428,531
District Unconditional Grant Wage	1,428,734,206	1,435,878,616	1,049,431,415
Gratuity	843,976,926	843,976,926	843,976,928
Pensions	309,618,879	309,618,879	309,618,879
Pensions Arrears	-	-	-
Salary Arrears	-	-	-
Sector Conditional Grant - Development	2,139,094,078	2,727,342,224	2,727,342,224
Sector Conditional Grant - Non Wage Recurrent	510,247,208	590,468,526	530,935,842
Sector Conditional Grant - Wage Recurrent	13,379,847,962	13,465,444,529	10,075,034,212
Support Services Conditional Grant - Non Wage Recu	-	-	-
Transitional Conditional Grant – Development	119,801,980	119,801,980	119,801,979
Urban Unconditional Grant Wage	192,547,284	192,547,284	127,161,297
Namutumba District	21,142,532,040	22,568,818,330	18,688,894,304
District Discretionary Equalisation Development Gr	214,472,673	214,472,673	214,472,673
District Unconditional Grant Non-Wage	558,206,490	558,206,490	558,206,489
District Unconditional Grant Wage	1,346,328,387	1,407,093,795	1,076,940,820
Gratuity	823,333,369	1,909,871,711	1,909,871,710
Pensions	548,524,336	548,524,336	548,524,336
Pensions Arrears	-	-	-
Salary Arrears	-	-	-
Sector Conditional Grant - Development	2,878,323,708	2,988,545,477	2,988,545,477
Sector Conditional Grant - Non Wage Recurrent	637,124,044	805,884,815	768,972,308
Sector Conditional Grant - Wage Recurrent	13,970,935,965	13,970,935,965	10,494,447,695

LG/Item	Sum of Approved Budget	Sum of Revised Budget	Sum of Release
Support Services Conditional Grant - Non Wage Recu	-	-	-
Transitional Conditional Grant – Development	19,801,980	19,801,980	19,801,980
Urban Unconditional Grant Wage	145,481,088	145,481,088	109,110,816
Nansana Municipal Council	12,074,852,440	12,222,596,517	10,422,328,171
Gratuity	1,301,357,474	1,301,357,474	1,301,357,476
Pensions	187,405,329	227,405,329	227,405,328
Pensions Arrears	-	-	-
Salary Arrears	3,088,680	3,088,680	3,088,680
Sector Conditional Grant - Development	894,452,007	894,452,007	894,452,007
Sector Conditional Grant - Non Wage Recurrent	392,977,918	434,666,918	433,286,926
Sector Conditional Grant - Wage Recurrent	7,281,701,020	7,347,756,097	5,548,867,740
Support Services Conditional Grant - Non Wage Recu	-	-	-
Transitional Conditional Grant – Development	-	-	-
Urban Discretionary Equalisation Development Grant	568,558,370	568,558,370	568,558,371
Urban Unconditional Grant Wage	747,149,043	747,149,043	747,149,043
Urban Unconditional Non-Wage	698,162,599	698,162,599	698,162,600
Napak District	12,634,116,908	13,572,703,239	12,063,988,729
District Discretionary Equalisation Development Gr	649,644,140	649,644,140	649,644,141
District Unconditional Grant Non-Wage	508,310,459	508,310,459	508,310,458
District Unconditional Grant Wage	1,629,640,324	1,629,640,324	1,232,157,623
Gratuity	424,588,284	424,588,284	424,588,284
Pensions	74,804,323	74,804,323	74,804,324
Pensions Arrears	-	-	-
Salary Arrears	-	-	-
Sector Conditional Grant - Development	2,337,684,632	2,338,022,121	2,338,022,121
Sector Conditional Grant - Non Wage Recurrent	541,298,673	553,466,720	552,666,273
Sector Conditional Grant - Wage Recurrent	5,848,287,729	6,774,368,524	5,813,951,252
Support Services Conditional Grant - Non Wage Recu	-	-	-
Transitional Conditional Grant – Development	19,801,980	19,801,980	19,801,980

LG/Item	Sum of Approved Budget	Sum of Revised Budget	Sum of Release
Urban Unconditional Grant Wage	600,056,364	600,056,364	450,042,273
Nebbi District	25,917,902,454	26,262,940,818	22,142,635,446
District Discretionary Equalisation Development Gr	683,075,025	683,075,025	683,075,025
District Unconditional Grant Non-Wage	576,168,412	576,168,412	576,168,412
District Unconditional Grant Wage	2,461,434,266	2,461,434,266	1,861,070,170
Gratuity	964,832,877	964,832,877	964,832,876
Pensions	3,279,877,321	3,279,877,321	3,279,877,321
Pensions Arrears	418,366,572	418,366,572	418,366,572
Salary Arrears	-	-	-
Sector Conditional Grant - Development	2,654,378,362	2,775,981,053	2,775,981,052
Sector Conditional Grant - Non Wage Recurrent	505,545,637	573,797,346	516,665,292
Sector Conditional Grant - Wage Recurrent	14,286,530,218	14,286,530,218	10,904,754,618
Support Services Conditional Grant - Non Wage Recu	-	-	-
Transitional Conditional Grant – Development	81,033,620	81,033,620	-
Urban Unconditional Grant Wage	6,660,144	161,844,108	161,844,108
Nebbi Municipal Council	5,565,059,073	5,630,923,839	4,407,404,946
Gratuity	204,068,219	204,068,219	204,068,220
Pensions	110,804,964	110,804,964	110,804,964
Pensions Arrears	-	-	-
Salary Arrears	-	-	-
Sector Conditional Grant - Development	75,683,875	75,683,875	75,683,874
Sector Conditional Grant - Non Wage Recurrent	191,087,404	194,847,404	147,083,899
Sector Conditional Grant - Wage Recurrent	4,056,542,206	4,118,646,972	3,094,902,274
Support Services Conditional Grant - Non Wage Recu	-	-	-
Transitional Conditional Grant – Development	-	-	-
Urban Discretionary Equalisation Development Grant	105,857,752	105,857,752	105,857,751
Urban Unconditional Grant Wage	608,042,755	608,042,755	456,032,067
Urban Unconditional Non-Wage	212,971,898	212,971,898	212,971,897
Ngora District	15,423,994,312	16,265,739,769	13,437,345,596

LG/Item	Sum of Approved Budget	Sum of Revised Budget	Sum of Release
District Discretionary Equalisation Development Gr	472,895,711	472,895,711	472,895,712
District Unconditional Grant Non-Wage	423,058,132	423,058,132	423,058,132
District Unconditional Grant Wage	773,354,866	785,631,514	528,852,824
Gratuity	1,009,007,688	1,009,007,688	1,009,007,688
Pensions	577,987,252	577,987,252	577,987,253
Pensions Arrears	-	776,976,342	776,976,342
Salary Arrears	-	-	-
Sector Conditional Grant - Development	1,648,480,154	1,649,678,160	1,649,678,161
Sector Conditional Grant - Non Wage Recurrent	470,216,874	521,511,335	519,767,910
Sector Conditional Grant - Wage Recurrent	9,782,000,643	9,782,000,643	7,323,167,365
Support Services Conditional Grant - Non Wage Recu	-	-	-
Transitional Conditional Grant – Development	77,916,576	77,916,576	-
Urban Unconditional Grant Wage	189,076,416	189,076,416	155,954,209
Njeru Municipal Council	7,812,157,343	8,114,089,663	6,584,893,592
Gratuity	981,249,958	981,249,958	981,249,960
Pensions	190,919,343	190,919,343	190,919,344
Pensions Arrears	-	-	-
Salary Arrears	-	-	-
Sector Conditional Grant - Development	453,539,312	453,539,312	453,539,313
Sector Conditional Grant - Non Wage Recurrent	254,038,165	282,050,165	281,207,172
Sector Conditional Grant - Wage Recurrent	4,607,915,772	4,858,205,521	3,561,781,377
Support Services Conditional Grant - Non Wage Recu	-	-	-
Transitional Conditional Grant – Development	-	-	-
Urban Discretionary Equalisation Development Grant	292,734,512	292,734,512	292,734,513
Urban Unconditional Grant Wage	632,186,491	655,817,062	423,888,122
Urban Unconditional Non-Wage	399,573,790	399,573,790	399,573,791
Ntoroko District	11,881,005,380	12,210,933,642	10,698,749,016
District Discretionary Equalisation Development Gr	107,904,193	107,904,193	107,904,192
District Unconditional Grant Non-Wage	409,898,261	409,898,261	409,898,261

LG/Item	Sum of Approved Budget	Sum of Revised Budget	Sum of Release
District Unconditional Grant Wage	1,457,622,337	1,457,622,337	1,073,925,329
Gratuity	707,982,470	707,982,470	707,982,472
Pensions	111,243,575	111,243,575	111,243,575
Pensions Arrears	-	-	-
Salary Arrears	-	-	-
Sector Conditional Grant - Development	1,955,540,768	1,955,878,349	1,955,878,350
Sector Conditional Grant - Non Wage Recurrent	449,566,253	443,647,253	443,142,625
Sector Conditional Grant - Wage Recurrent	6,088,568,883	6,424,078,564	5,439,314,737
Support Services Conditional Grant - Non Wage Recu	-	-	-
Transitional Conditional Grant – Development	19,801,980	19,801,980	19,801,980
Urban Unconditional Grant Wage	572,876,660	572,876,660	429,657,495
Ntungamo District	42,316,710,828	45,617,804,140	37,858,835,113
District Discretionary Equalisation Development Gr	179,545,252	179,545,252	179,545,251
District Unconditional Grant Non-Wage	936,933,550	936,933,550	936,933,550
District Unconditional Grant Wage	2,346,981,813	2,346,981,813	1,774,533,613
Gratuity	1,568,705,355	2,605,260,065	2,605,260,065
Pensions	2,543,685,297	2,816,955,159	2,816,955,158
Pensions Arrears	340,263,313	340,263,313	340,263,313
Salary Arrears	133,325,729	133,325,729	133,325,729
Sector Conditional Grant - Development	4,824,051,770	6,578,293,997	6,578,293,998
Sector Conditional Grant - Non Wage Recurrent	911,473,278	1,135,034,973	1,072,240,490
Sector Conditional Grant - Wage Recurrent	27,295,847,787	27,309,312,605	20,290,980,116
Support Services Conditional Grant - Non Wage Recu	-	-	-
Transitional Conditional Grant – Development	829,801,980	829,801,980	829,801,980
Urban Unconditional Grant Wage	406,095,704	406,095,704	300,701,850
Ntungamo Municipal Council	7,836,010,670	7,930,820,995	2,906,545,443
Gratuity	210,560,000	210,560,000	210,560,000
Pensions	100,416,282	100,416,282	100,416,283
Pensions Arrears	-	-	-

LG/Item	Sum of Approved Budget	Sum of Revised Budget	Sum of Release
Salary Arrears	-	-	-
Sector Conditional Grant - Development	106,509,692	106,683,135	106,683,136
Sector Conditional Grant - Non Wage Recurrent	162,018,017	162,018,017	161,789,657
Sector Conditional Grant - Wage Recurrent	1,500,051,425	1,594,688,307	1,290,849,173
Support Services Conditional Grant - Non Wage Recu	-	-	-
Transitional Conditional Grant – Development	400,000,000	400,000,000	399,999,999
Urban Discretionary Equalisation Development Grant	4,576,481,595	4,576,481,595	-
Urban Unconditional Grant Wage	574,905,859	574,905,859	431,179,395
Urban Unconditional Non-Wage	205,067,800	205,067,800	205,067,800
Nwoya District	16,583,818,460	18,105,145,085	15,638,881,501
District Discretionary Equalisation Development Gr	562,032,440	562,032,440	562,032,441
District Unconditional Grant Non-Wage	507,506,723	507,506,723	507,506,723
District Unconditional Grant Wage	1,431,043,898	1,431,043,898	1,082,000,503
Gratuity	817,007,262	817,007,262	817,007,264
Pensions	318,195,479	318,195,479	318,195,479
Pensions Arrears	-	509,028,267	509,028,267
Salary Arrears	156,850,314	156,850,314	156,850,314
Sector Conditional Grant - Development	3,491,262,099	3,992,245,556	3,992,245,556
Sector Conditional Grant - Non Wage Recurrent	484,781,962	567,482,534	525,723,233
Sector Conditional Grant - Wage Recurrent	8,684,066,210	9,036,667,827	6,976,745,266
Support Services Conditional Grant - Non Wage Recu	-	-	-
Transitional Conditional Grant – Development	19,801,980	19,801,980	19,801,980
Urban Unconditional Grant Wage	111,270,093	187,282,805	171,744,475
Obongi District	10,813,044,997	11,670,960,892	8,259,162,604
District Discretionary Equalisation Development Gr	2,585,227,629	2,585,227,629	220,208,781
District Unconditional Grant Non-Wage	316,355,704	316,355,704	316,355,704
District Unconditional Grant Wage	1,553,737,936	1,553,737,936	1,174,768,453
Gratuity	200,000,000	200,000,000	200,000,000
Pensions	53,212,320	53,212,320	53,212,320

LG/Item	Sum of Approved Budget	Sum of Revised Budget	Sum of Release
Pensions Arrears	-	-	-
Salary Arrears	-	-	-
Sector Conditional Grant - Development	1,329,869,072	1,473,302,482	1,473,302,483
Sector Conditional Grant - Non Wage Recurrent	381,570,473	339,881,473	339,450,911
Sector Conditional Grant - Wage Recurrent	4,112,382,175	4,868,553,660	4,297,790,417
Support Services Conditional Grant - Non Wage Recu	-	-	-
Transitional Conditional Grant – Development	61,660,948	61,660,948	19,801,980
Urban Unconditional Grant Wage	219,028,740	219,028,740	164,271,555
Omoro District	21,133,789,671	21,941,165,058	18,192,589,839
District Discretionary Equalisation Development Gr	528,977,177	528,977,177	528,977,178
District Unconditional Grant Non-Wage	445,056,145	445,056,145	445,056,145
District Unconditional Grant Wage	1,476,960,593	1,476,960,593	1,116,717,736
Gratuity	462,997,010	462,997,010	462,997,012
Pensions	273,311,758	273,311,758	273,311,757
Pensions Arrears	22,840,281	22,840,281	22,840,281
Salary Arrears	-	-	-
Sector Conditional Grant - Development	3,424,648,360	4,228,813,751	4,228,813,750
Sector Conditional Grant - Non Wage Recurrent	442,567,573	445,777,569	389,954,053
Sector Conditional Grant - Wage Recurrent	13,079,898,810	13,079,898,810	9,786,572,459
Support Services Conditional Grant - Non Wage Recu	-	-	-
Transitional Conditional Grant – Development	819,801,980	819,801,980	819,801,980
Urban Unconditional Grant Wage	156,729,984	156,729,984	117,547,488
Otuke District	14,017,798,441	15,056,289,616	12,519,471,201
District Discretionary Equalisation Development Gr	342,684,836	342,684,836	342,684,837
District Unconditional Grant Non-Wage	446,166,213	446,166,213	446,166,213
District Unconditional Grant Wage	1,295,926,714	1,295,926,714	979,839,513
Gratuity	284,666,297	769,361,799	769,361,798
Pensions	195,977,680	241,600,400	241,600,400
Pensions Arrears	419,122,272	419,122,272	419,122,272

LG/Item	Sum of Approved Budget	Sum of Revised Budget	Sum of Release
Salary Arrears	-	-	-
Sector Conditional Grant - Development	2,230,268,801	2,231,110,393	2,231,110,394
Sector Conditional Grant - Non Wage Recurrent	448,124,331	492,361,476	467,245,814
Sector Conditional Grant - Wage Recurrent	7,906,396,470	8,342,249,075	6,247,941,557
Support Services Conditional Grant - Non Wage Recu	-	-	-
Transitional Conditional Grant – Development	265,005,943	265,005,943	200,000,001
Urban Unconditional Grant Wage	183,458,884	210,700,495	174,398,402
Oyam District	30,367,935,207	31,542,047,379	26,329,378,490
District Discretionary Equalisation Development Gr	963,508,834	963,508,834	963,508,833
District Unconditional Grant Non-Wage	759,550,513	759,550,513	759,550,514
District Unconditional Grant Wage	1,827,685,293	1,827,685,293	1,357,053,342
Gratuity	1,974,715,107	1,974,715,107	1,974,715,108
Pensions	1,499,809,395	1,499,809,395	1,499,809,395
Pensions Arrears	-	257,955,024	257,955,024
Salary Arrears	144,383,488	144,383,488	144,383,488
Sector Conditional Grant - Development	4,020,028,913	4,762,466,655	4,762,466,656
Sector Conditional Grant - Non Wage Recurrent	747,158,118	868,236,530	833,501,622
Sector Conditional Grant - Wage Recurrent	18,287,821,292	18,340,296,336	13,667,402,795
Support Services Conditional Grant - Non Wage Recu	-	-	-
Transitional Conditional Grant – Development	19,801,980	19,801,980	19,801,980
Urban Unconditional Grant Wage	123,472,274	123,638,224	89,229,733
Pader District	21,397,751,395	21,755,638,240	18,222,285,734
District Discretionary Equalisation Development Gr	602,949,071	602,949,071	602,949,072
District Unconditional Grant Non-Wage	773,335,194	773,335,194	773,335,194
District Unconditional Grant Wage	1,744,026,740	1,744,026,740	1,318,644,250
Gratuity	596,310,265	596,310,265	596,310,264
Pensions	850,508,628	850,508,628	850,508,628
Pensions Arrears	-	-	-
Salary Arrears	-	-	-

LG/Item	Sum of Approved Budget	Sum of Revised Budget	Sum of Release
Sector Conditional Grant - Development	2,565,248,173	2,566,258,377	2,566,258,375
Sector Conditional Grant - Non Wage Recurrent	581,457,930	633,257,012	569,588,981
Sector Conditional Grant - Wage Recurrent	13,611,287,278	13,903,245,032	10,861,464,996
Support Services Conditional Grant - Non Wage Recu	-	-	-
Transitional Conditional Grant – Development	19,801,980	19,801,980	19,801,980
Urban Unconditional Grant Wage	52,826,136	65,945,941	63,423,994
Pakwach District	13,696,566,917	14,361,306,730	12,333,470,716
District Discretionary Equalisation Development Gr	420,635,534	420,635,534	420,635,535
District Unconditional Grant Non-Wage	442,097,164	442,097,164	442,097,165
District Unconditional Grant Wage	1,367,341,812	1,367,341,812	1,033,835,880
Gratuity	960,613,409	960,613,409	960,613,408
Pensions	68,331,395	99,033,612	99,033,611
Pensions Arrears	-	-	-
Salary Arrears	-	-	-
Sector Conditional Grant - Development	2,072,924,299	2,072,924,299	2,072,924,298
Sector Conditional Grant - Non Wage Recurrent	534,525,968	476,476,083	427,499,466
Sector Conditional Grant - Wage Recurrent	7,592,526,620	8,284,614,101	6,749,704,037
Support Services Conditional Grant - Non Wage Recu	-	-	-
Transitional Conditional Grant – Development	64,166,468	64,166,468	-
Urban Unconditional Grant Wage	173,404,248	173,404,248	127,127,316
Pallisa District	26,142,331,020	27,780,018,815	24,053,098,311
District Discretionary Equalisation Development Gr	991,342,494	991,342,494	991,342,494
District Unconditional Grant Non-Wage	634,965,483	634,965,483	634,965,482
District Unconditional Grant Wage	1,923,077,380	1,923,077,380	1,445,131,830
Gratuity	1,572,698,699	1,572,698,699	1,572,698,700
Pensions	3,504,808,150	3,504,808,150	3,504,808,150
Pensions Arrears	-	1,272,502,598	1,272,502,598
Salary Arrears	-	-	-
Sector Conditional Grant - Development	2,517,174,710	2,819,621,852	2,819,621,853

LG/Item	Sum of Approved Budget	Sum of Revised Budget	Sum of Release
Sector Conditional Grant - Non Wage Recurrent	756,986,077	812,534,131	781,597,516
Sector Conditional Grant - Wage Recurrent	13,889,713,530	13,893,239,071	10,790,643,786
Support Services Conditional Grant - Non Wage Recu	-	-	-
Transitional Conditional Grant – Development	170,050,997	170,050,997	100,000,000
Urban Unconditional Grant Wage	181,513,500	185,177,960	139,785,902
Rakai District	29,246,971,127	29,493,567,530	24,182,481,911
District Discretionary Equalisation Development Gr	152,051,730	152,051,730	152,051,730
District Unconditional Grant Non-Wage	680,399,473	680,399,473	680,399,473
District Unconditional Grant Wage	2,702,918,680	2,702,918,680	2,043,654,546
Gratuity	1,686,085,812	1,686,085,812	1,686,085,812
Pensions	2,078,149,943	2,078,149,943	2,078,149,943
Pensions Arrears	-	-	-
Salary Arrears	-	-	-
Sector Conditional Grant - Development	2,332,355,203	2,474,223,837	2,474,223,836
Sector Conditional Grant - Non Wage Recurrent	659,470,542	764,198,311	724,935,671
Sector Conditional Grant - Wage Recurrent	18,626,949,072	18,626,949,072	14,077,621,559
Support Services Conditional Grant - Non Wage Recu	-	-	-
Transitional Conditional Grant – Development	19,801,980	19,801,980	19,801,980
Urban Unconditional Grant Wage	308,788,692	308,788,692	245,557,361
Rubanda District	20,650,102,403	22,127,437,271	17,931,374,229
District Discretionary Equalisation Development Gr	108,468,794	108,468,794	108,468,795
District Unconditional Grant Non-Wage	503,589,204	503,589,204	503,589,204
District Unconditional Grant Wage	1,639,863,788	1,639,863,788	1,558,325,946
Gratuity	973,499,757	973,499,757	973,499,756
Pensions	559,095,904	559,095,904	559,095,904
Pensions Arrears	-	-	-
Salary Arrears	-	-	-
Sector Conditional Grant - Development	2,277,478,972	2,278,938,948	2,278,938,946
Sector Conditional Grant - Non Wage Recurrent	553,855,720	617,976,361	549,205,080

LG/Item	Sum of Approved Budget	Sum of Revised Budget	Sum of Release
Sector Conditional Grant - Wage Recurrent	13,589,448,284	14,927,097,429	10,905,434,795
Support Services Conditional Grant - Non Wage Recu	-	-	-
Transitional Conditional Grant – Development	319,801,980	319,801,980	319,801,980
Urban Unconditional Grant Wage	125,000,000	199,105,106	175,013,823
Rubirizi District	16,440,334,011	17,625,377,086	15,280,710,073
District Discretionary Equalisation Development Gr	67,495,624	67,495,624	67,495,623
District Unconditional Grant Non-Wage	499,563,234	499,563,234	499,563,234
District Unconditional Grant Wage	1,744,795,016	1,744,795,016	1,319,225,137
Gratuity	1,684,092,699	1,684,092,699	1,684,092,700
Pensions	219,375,826	300,137,170	300,137,169
Pensions Arrears	-	5,134,683	5,134,683
Salary Arrears	-	-	-
Sector Conditional Grant - Development	3,088,060,867	3,706,564,267	3,706,564,266
Sector Conditional Grant - Non Wage Recurrent	509,363,759	526,103,759	510,782,909
Sector Conditional Grant - Wage Recurrent	7,791,481,326	8,255,384,974	6,430,684,611
Support Services Conditional Grant - Non Wage Recu	-	-	-
Transitional Conditional Grant – Development	519,801,980	519,801,980	519,801,981
Urban Unconditional Grant Wage	316,303,680	316,303,680	237,227,760
Rukiga District	18,135,431,298	18,419,304,477	15,168,569,992
District Discretionary Equalisation Development Gr	64,096,685	64,096,685	64,096,686
District Unconditional Grant Non-Wage	397,909,753	397,909,753	397,909,752
District Unconditional Grant Wage	1,148,573,708	1,148,573,708	836,553,424
Gratuity	1,721,003,230	1,721,003,230	1,721,003,232
Pensions	111,740,785	310,617,664	310,617,664
Pensions Arrears	25,136,172	25,136,172	25,136,172
Salary Arrears	43,607,247	43,607,247	43,607,247
Sector Conditional Grant - Development	1,870,278,702	1,870,886,826	1,870,886,826
Sector Conditional Grant - Non Wage Recurrent	408,067,382	406,823,382	405,716,015
Sector Conditional Grant - Wage Recurrent	11,742,681,162	11,828,313,338	8,958,514,480

LG/Item	Sum of Approved Budget	Sum of Revised Budget	Sum of Release
Support Services Conditional Grant - Non Wage Recu	-	-	-
Transitional Conditional Grant – Development	319,801,980	319,801,980	319,801,980
Urban Unconditional Grant Wage	282,534,492	282,534,492	214,726,514
Rukungiri District	34,295,637,666	35,524,419,267	29,198,203,787
District Discretionary Equalisation Development Gr	129,471,005	129,471,005	129,471,006
District Unconditional Grant Non-Wage	682,907,083	682,907,083	682,907,082
District Unconditional Grant Wage	2,245,886,204	2,245,886,204	1,698,096,057
Gratuity	1,650,299,797	1,650,299,797	1,650,299,796
Pensions	3,018,152,153	3,018,152,153	3,018,152,153
Pensions Arrears	1,226,531,783	1,226,531,783	1,226,531,783
Salary Arrears	82,372,450	82,372,450	82,372,450
Sector Conditional Grant - Development	2,245,777,610	3,063,708,035	3,063,708,036
Sector Conditional Grant - Non Wage Recurrent	935,048,670	1,086,262,918	943,895,491
Sector Conditional Grant - Wage Recurrent	21,054,211,971	21,305,779,526	15,796,015,860
Support Services Conditional Grant - Non Wage Recu	-	-	-
Transitional Conditional Grant – Development	519,801,980	519,801,980	519,801,980
Urban Unconditional Grant Wage	505,176,960	513,246,333	386,952,093
Rukungiri Municipal Council	6,474,948,202	6,645,670,679	5,369,390,421
Gratuity	176,881,705	315,885,661	315,885,660
Pensions	257,436,809	257,436,809	257,436,808
Pensions Arrears	-	-	-
Salary Arrears	-	-	-
Sector Conditional Grant - Development	135,807,174	136,287,995	136,287,995
Sector Conditional Grant - Non Wage Recurrent	178,201,452	178,201,452	177,907,124
Sector Conditional Grant - Wage Recurrent	4,415,021,439	4,446,259,139	3,389,658,915
Support Services Conditional Grant - Non Wage Recu	-	-	-
Transitional Conditional Grant – Development	120,000,000	120,000,000	120,000,000
Urban Discretionary Equalisation Development Grant	94,498,995	94,498,995	94,498,995
Urban Unconditional Grant Wage	877,542,819	877,542,819	658,157,115

LG/Item	Sum of Approved Budget	Sum of Revised Budget	Sum of Release
Urban Unconditional Non-Wage	219,557,809	219,557,809	219,557,809
Rwampara District	14,995,348,244	18,085,265,327	13,925,476,522
District Discretionary Equalisation Development Gr	68,338,175	68,338,175	68,338,176
District Unconditional Grant Non-Wage	407,249,534	407,249,534	407,249,534
District Unconditional Grant Wage	1,900,888,559	1,900,888,559	1,437,246,180
Gratuity	200,000,000	1,875,802,235	1,875,802,235
Pensions	53,212,320	294,857,613	294,857,613
Pensions Arrears	-	-	-
Salary Arrears	-	-	-
Sector Conditional Grant - Development	751,031,384	1,087,445,876	1,087,445,877
Sector Conditional Grant - Non Wage Recurrent	390,422,953	396,780,829	395,705,883
Sector Conditional Grant - Wage Recurrent	10,479,444,404	11,309,141,591	7,691,529,044
Support Services Conditional Grant - Non Wage Recu	-	-	-
Transitional Conditional Grant – Development	594,760,915	594,760,915	554,801,980
Urban Unconditional Grant Wage	150,000,000	150,000,000	112,500,000
Sembabule District	23,725,640,969	24,756,217,298	20,047,616,492
District Discretionary Equalisation Development Gr	139,113,816	139,113,816	139,113,816
District Unconditional Grant Non-Wage	595,484,616	595,484,616	595,484,616
District Unconditional Grant Wage	1,660,746,996	1,660,746,996	1,255,677,122
Gratuity	827,502,561	827,502,561	827,502,560
Pensions	513,352,840	513,352,840	513,352,840
Pensions Arrears	-	-	-
Salary Arrears	944,158	944,158	944,158
Sector Conditional Grant - Development	2,132,484,562	2,870,353,088	2,870,353,086
Sector Conditional Grant - Non Wage Recurrent	735,858,874	937,216,572	848,383,702
Sector Conditional Grant - Wage Recurrent	16,765,928,086	16,857,278,191	12,741,279,912
Support Services Conditional Grant - Non Wage Recu	-	-	-
Transitional Conditional Grant – Development	19,801,980	19,801,980	19,801,980
Urban Unconditional Grant Wage	334,422,480	334,422,480	235,722,700

LG/Item	Sum of Approved Budget	Sum of Revised Budget	Sum of Release
Serere District	28,083,364,416	29,441,411,297	24,736,113,460
District Discretionary Equalisation Development Gr	736,545,082	736,545,082	736,545,081
District Unconditional Grant Non-Wage	603,484,010	603,484,010	603,484,009
District Unconditional Grant Wage	1,765,391,929	1,765,391,929	1,328,781,364
Gratuity	2,891,847,000	2,891,847,000	2,891,847,000
Pensions	806,664,360	806,664,360	806,664,360
Pensions Arrears	512,271,251	512,271,251	512,271,251
Salary Arrears	526,422,898	526,422,898	526,422,898
Sector Conditional Grant - Development	3,729,864,282	4,428,858,166	4,428,858,166
Sector Conditional Grant - Non Wage Recurrent	719,516,669	813,943,595	744,131,259
Sector Conditional Grant - Wage Recurrent	15,022,085,080	15,472,241,133	11,487,372,150
Support Services Conditional Grant - Non Wage Recu	-	-	-
Transitional Conditional Grant – Development	300,264,371	300,264,371	200,000,001
Urban Unconditional Grant Wage	469,007,484	583,477,502	469,735,921
Sheema District	22,503,938,474	23,195,617,043	18,906,879,439
District Discretionary Equalisation Development Gr	55,914,114	55,914,114	55,914,114
District Unconditional Grant Non-Wage	551,635,302	551,635,302	551,635,302
District Unconditional Grant Wage	1,555,109,448	1,577,607,010	1,113,380,088
Gratuity	987,744,316	987,744,316	987,744,316
Pensions	1,041,939,218	1,148,596,414	1,148,596,414
Pensions Arrears	13,917,110	13,917,110	13,917,110
Salary Arrears	-	-	-
Sector Conditional Grant - Development	3,185,338,190	3,629,197,176	3,629,197,177
Sector Conditional Grant - Non Wage Recurrent	535,596,825	616,689,825	615,405,488
Sector Conditional Grant - Wage Recurrent	13,766,382,217	13,803,954,042	10,238,233,434
Support Services Conditional Grant - Non Wage Recu	-	-	-
Transitional Conditional Grant – Development	73,220,406	73,220,406	-
Urban Unconditional Grant Wage	737,141,328	737,141,328	552,855,996
Sheema Municipal Council	9,736,660,084	10,086,363,277	7,877,833,470

LG/Item	Sum of Approved Budget	Sum of Revised Budget	Sum of Release
Gratuity	239,325,657	239,325,657	239,325,656
Pensions	390,641,288	390,641,288	390,641,288
Pensions Arrears	-	-	-
Salary Arrears	7,615,286	7,615,286	7,615,286
Sector Conditional Grant - Development	226,920,324	408,006,980	408,006,980
Sector Conditional Grant - Non Wage Recurrent	227,479,949	237,020,949	236,302,384
Sector Conditional Grant - Wage Recurrent	7,480,946,993	7,612,082,802	5,566,933,016
Support Services Conditional Grant - Non Wage Recu	-	-	-
Transitional Conditional Grant – Development	-	-	-
Urban Discretionary Equalisation Development Grant	150,174,045	150,174,045	150,174,045
Urban Unconditional Grant Wage	650,645,820	678,585,548	515,924,094
Urban Unconditional Non-Wage	362,910,722	362,910,722	362,910,721
Sironko District	26,510,311,364	27,518,095,983	23,689,809,769
District Discretionary Equalisation Development Gr	604,953,482	604,953,482	604,953,483
District Unconditional Grant Non-Wage	798,767,914	798,767,914	798,767,915
District Unconditional Grant Wage	1,718,836,855	1,718,836,855	1,299,598,386
Gratuity	2,109,243,587	2,109,243,587	2,109,243,588
Pensions	1,740,173,785	1,740,173,785	1,740,173,785
Pensions Arrears	-	-	-
Salary Arrears	-	-	-
Sector Conditional Grant - Development	3,011,603,150	3,461,605,595	3,461,605,596
Sector Conditional Grant - Non Wage Recurrent	697,691,536	833,028,648	795,710,791
Sector Conditional Grant - Wage Recurrent	15,456,141,967	15,878,587,029	12,595,131,414
Support Services Conditional Grant - Non Wage Recu	-	-	-
Transitional Conditional Grant – Development	19,801,980	19,801,980	19,801,980
Urban Unconditional Grant Wage	353,097,108	353,097,108	264,822,831
Soroti city	13,361,454,311	13,788,759,944	6,983,033,072
Gratuity	607,597,098	607,597,098	607,597,100
Pensions	289,435,332	346,644,946	346,644,946

LG/Item	Sum of Approved Budget	Sum of Revised Budget	Sum of Release
Pensions Arrears	-	-	-
Salary Arrears	-	-	-
Sector Conditional Grant - Development	150,623,289	150,970,174	150,970,174
Sector Conditional Grant - Non Wage Recurrent	214,394,722	239,539,722	144,777,212
Sector Conditional Grant - Wage Recurrent	6,003,629,813	6,252,716,463	4,833,775,846
Support Services Conditional Grant - Non Wage Recu	-	-	-
Transitional Conditional Grant – Development	-	-	-
Urban Discretionary Equalisation Development Grant	5,106,444,862	5,106,444,862	-
Urban Unconditional Grant Wage	742,315,530	837,833,014	652,254,130
Urban Unconditional Non-Wage	247,013,665	247,013,665	247,013,664
Soroti District	23,887,420,833	24,508,968,990	21,868,647,289
District Discretionary Equalisation Development Gr	793,519,740	793,519,740	793,519,740
District Unconditional Grant Non-Wage	587,698,245	587,698,245	587,698,245
District Unconditional Grant Wage	1,484,986,597	1,484,986,597	1,113,068,447
Gratuity	2,220,503,901	2,220,503,901	2,220,503,900
Pensions	3,185,810,490	3,185,810,490	3,185,810,489
Pensions Arrears	94,146,950	94,146,950	94,146,950
Salary Arrears	-	-	-
Sector Conditional Grant - Development	3,080,024,139	3,080,024,139	3,080,024,139
Sector Conditional Grant - Non Wage Recurrent	536,891,777	639,307,153	579,180,822
Sector Conditional Grant - Wage Recurrent	11,635,106,279	12,154,239,060	10,014,694,556
Support Services Conditional Grant - Non Wage Recu	-	-	-
Transitional Conditional Grant – Development	268,732,715	268,732,715	200,000,001
Urban Unconditional Grant Wage	-	-	-
Tororo District	41,493,383,491	42,829,192,674	36,298,808,617
District Discretionary Equalisation Development Gr	1,180,151,230	1,180,151,230	1,180,151,229
District Unconditional Grant Non-Wage	907,398,147	907,398,147	907,398,148
District Unconditional Grant Wage	2,123,845,797	2,123,845,797	1,560,799,411
Gratuity	2,555,802,023	2,555,802,023	2,555,802,024

LG/Item	Sum of Approved Budget	Sum of Revised Budget	Sum of Release
Pensions	3,934,236,620	3,934,236,620	3,934,236,621
Pensions Arrears	-	-	-
Salary Arrears	88,900,565	88,900,565	88,900,565
Sector Conditional Grant - Development	3,499,998,507	3,963,022,466	3,963,022,466
Sector Conditional Grant - Non Wage Recurrent	958,182,996	1,192,436,996	1,145,757,097
Sector Conditional Grant - Wage Recurrent	25,662,515,522	26,049,179,917	20,128,522,144
Support Services Conditional Grant - Non Wage Recu	-	-	-
Transitional Conditional Grant – Development	419,801,980	419,801,980	419,801,979
Urban Unconditional Grant Wage	162,550,104	414,416,933	414,416,933
Tororo Municipal Council	18,268,196,979	18,412,727,582	5,552,852,908
Gratuity	514,002,914	514,002,914	514,002,916
Pensions	400,669,455	400,669,455	400,669,455
Pensions Arrears	-	-	-
Salary Arrears	-	-	-
Sector Conditional Grant - Development	132,806,551	133,066,715	133,066,714
Sector Conditional Grant - Non Wage Recurrent	148,111,463	181,011,463	140,020,023
Sector Conditional Grant - Wage Recurrent	4,635,325,834	4,746,696,273	3,740,558,278
Support Services Conditional Grant - Non Wage Recu	-	-	-
Transitional Conditional Grant – Development	-	-	-
Urban Discretionary Equalisation Development Grant	11,643,744,965	11,643,744,965	-
Urban Unconditional Grant Wage	593,126,592	593,126,592	424,126,318
Urban Unconditional Non-Wage	200,409,205	200,409,205	200,409,204
Wakiso District	49,463,446,308	50,691,041,671	41,718,157,980
District Discretionary Equalisation Development Gr	291,372,999	291,372,999	291,372,999
District Unconditional Grant Non-Wage	800,983,846	800,983,846	800,983,847
District Unconditional Grant Wage	3,716,644,558	3,716,644,558	2,810,124,333
Gratuity	1,022,442,045	1,022,442,045	1,022,442,044
Pensions	2,339,463,275	2,532,017,085	2,532,017,085
Pensions Arrears	-	-	-

LG/Item	Sum of Approved Budget	Sum of Revised Budget	Sum of Release
Salary Arrears	243,651,180	243,651,180	243,651,180
Sector Conditional Grant - Development	3,591,837,556	4,213,106,257	4,213,106,256
Sector Conditional Grant - Non Wage Recurrent	1,158,416,607	1,400,456,913	1,351,457,881
Sector Conditional Grant - Wage Recurrent	30,195,149,920	30,366,882,466	22,727,518,642
Support Services Conditional Grant - Non Wage Recu	400,000,000	400,000,000	400,000,000
Transitional Conditional Grant – Development	4,220,000,478	4,220,000,478	4,220,000,478
Urban Unconditional Grant Wage	1,483,483,844	1,483,483,844	1,105,483,235
Yumbe District	44,941,063,296	46,719,369,935	26,762,908,220
District Discretionary Equalisation Development Gr	15,408,860,127	15,408,860,127	1,352,740,206
District Unconditional Grant Non-Wage	915,199,622	915,199,622	915,199,623
District Unconditional Grant Wage	2,009,794,006	2,009,794,006	1,519,588,692
Gratuity	796,194,449	796,194,449	796,194,448
Pensions	637,991,132	637,991,132	637,991,132
Pensions Arrears	165,589,411	165,589,411	165,589,411
Salary Arrears	-	-	-
Sector Conditional Grant - Development	4,112,116,354	5,352,830,518	5,352,830,517
Sector Conditional Grant - Non Wage Recurrent	1,248,430,873	1,434,155,873	1,359,888,558
Sector Conditional Grant - Wage Recurrent	19,389,136,268	19,418,554,388	14,243,630,464
Support Services Conditional Grant - Non Wage Recu	-	-	-
Transitional Conditional Grant – Development	79,863,270	79,863,270	-
Urban Unconditional Grant Wage	177,887,784	500,337,139	419,255,169
Zombo District	18,776,212,031	20,152,057,411	16,752,286,497
District Discretionary Equalisation Development Gr	647,204,927	647,204,927	647,204,928
District Unconditional Grant Non-Wage	596,613,417	596,613,417	596,613,417
District Unconditional Grant Wage	1,201,416,715	1,257,272,088	916,491,516
Gratuity	1,655,691,919	1,655,691,919	1,655,691,920
Pensions	445,728,869	445,728,869	445,728,869
Pensions Arrears	-	468,945,529	468,945,529
Salary Arrears	-	-	-

LG/Item	Sum of Approved Budget	Sum of Revised Budget	Sum of Release
Sector Conditional Grant - Development	1,932,395,619	2,478,904,759	2,478,904,759
Sector Conditional Grant - Non Wage Recurrent	580,508,866	684,785,478	626,074,107
Sector Conditional Grant - Wage Recurrent	11,297,998,868	11,498,257,594	8,650,462,950
Support Services Conditional Grant - Non Wage Recu	-	-	-
Transitional Conditional Grant – Development	63,761,494	63,761,494	-
Urban Unconditional Grant Wage	354,891,337	354,891,337	266,168,502
Grand Total	3,656,470,934,156	3,787,868,074,431	2,823,086,108,002

Transfers to LGs for FY 2021/22

LG/Item	Sum of Approved Budget	Sum of Revised Budget	Sum of Release
Abim District	16,894,724,878	18,815,120,116	15,639,340,425
District Discretionary Equalisation Development Gr	236,833,980	236,833,980	236,833,980
District Unconditional Grant Non-Wage	450,235,206	794,235,106	794,235,108
District Unconditional Grant Wage	1,494,022,302	1,494,022,302	1,120,516,726
Gratuity	1,542,472,216	1,542,472,216	1,542,472,216
Pensions	295,336,734	295,336,734	295,336,735
Pensions Arrears	-	-	-
Salary Arrears	259,092,132	259,092,132	259,092,132
Sector Conditional Grant - Development	1,748,297,875	2,050,387,736	2,009,609,936
Sector Conditional Grant - Non Wage Recurrent	1,522,926,588	1,977,301,182	1,547,231,331
Sector Conditional Grant - Wage Recurrent	9,192,626,633	10,012,557,516	7,714,400,857
Support Services Conditional Grant - Non Wage Recu	-	-	-
Transitional Conditional Grant – Development	19,801,980	19,801,980	19,801,980
Urban Unconditional Grant Wage	133,079,232	133,079,232	99,809,424
Adjumani District	30,541,316,139	33,501,402,094	23,611,948,806
District Discretionary Equalisation Development Gr	5,223,423,466	5,223,423,466	370,175,064
District Unconditional Grant Non-Wage	534,551,683	584,551,683	584,551,684
District Unconditional Grant Wage	2,341,744,752	2,341,744,752	1,756,308,564
Gratuity	728,214,316	728,214,316	728,214,316
Pensions	1,199,608,790	1,199,608,790	1,199,608,790
Pensions Arrears	77,184,910	77,184,910	77,184,910
Salary Arrears	-	-	-
Sector Conditional Grant - Development	2,470,958,512	4,372,603,958	4,340,887,893
Sector Conditional Grant - Non Wage Recurrent	1,607,612,283	2,025,035,232	1,690,536,460
Sector Conditional Grant - Wage Recurrent	16,118,047,455	16,709,065,015	12,679,553,151
Support Services Conditional Grant - Non Wage Recu	-	-	-
Transitional Conditional Grant – Development	19,801,980	19,801,980	19,801,980
Urban Unconditional Grant Wage	220,167,992	220,167,992	165,125,994

LG/Item	Sum of Approved Budget	Sum of Revised Budget	Sum of Release
Agago District	26,353,700,758	35,108,405,437	29,988,678,275
District Discretionary Equalisation Development Gr	394,459,042	394,459,042	394,459,041
District Unconditional Grant Non-Wage	712,918,960	1,305,038,760	1,305,038,760
District Unconditional Grant Wage	1,631,290,728	2,281,481,785	1,873,659,103
Gratuity	765,643,028	765,643,028	765,643,028
Pensions	419,238,966	1,030,701,574	1,030,701,573
Pensions Arrears	22,997,808	22,997,808	22,997,808
Salary Arrears	113,763,077	113,763,077	113,763,077
Sector Conditional Grant - Development	4,006,097,065	6,392,888,978	6,326,625,053
Sector Conditional Grant - Non Wage Recurrent	2,480,381,930	3,276,126,047	2,577,262,539
Sector Conditional Grant - Wage Recurrent	15,342,734,494	19,061,129,678	15,225,446,053
Support Services Conditional Grant - Non Wage Recu	-	-	-
Transitional Conditional Grant – Development	19,801,980	19,801,980	19,801,980
Urban Unconditional Grant Wage	444,373,680	444,373,680	333,280,260
Alebtong District	22,008,993,463	24,777,280,284	20,793,620,160
District Discretionary Equalisation Development Gr	344,826,742	344,826,742	344,826,741
District Unconditional Grant Non-Wage	585,516,710	957,279,310	957,279,312
District Unconditional Grant Wage	1,391,485,578	1,391,485,578	1,043,614,182
Gratuity	435,865,136	435,865,136	435,865,136
Pensions	764,096,406	964,867,573	964,867,573
Pensions Arrears	-	-	-
Salary Arrears	-	-	-
Sector Conditional Grant - Development	4,138,260,150	4,884,811,798	4,845,733,074
Sector Conditional Grant - Non Wage Recurrent	1,610,703,813	2,217,387,223	1,805,236,950
Sector Conditional Grant - Wage Recurrent	12,597,851,444	13,440,369,440	10,290,906,579
Support Services Conditional Grant - Non Wage Recu	-	-	-
Transitional Conditional Grant – Development	-	-	-
Urban Unconditional Grant Wage	140,387,484	140,387,484	105,290,613
Amolatar District	19,427,820,614	22,190,060,556	18,884,360,254

LG/Item	Sum of Approved Budget	Sum of Revised Budget	Sum of Release
District Discretionary Equalisation Development Gr	299,602,425	299,602,425	299,602,425
District Unconditional Grant Non-Wage	527,570,704	785,463,904	785,463,904
District Unconditional Grant Wage	1,462,084,665	1,462,084,665	1,096,563,498
Gratuity	1,414,188,408	1,414,188,408	1,414,188,408
Pensions	595,234,058	595,234,058	595,234,057
Pensions Arrears	-	-	-
Salary Arrears	100,305,491	100,305,491	100,305,491
Sector Conditional Grant - Development	3,679,431,284	5,305,400,325	5,257,259,869
Sector Conditional Grant - Non Wage Recurrent	1,812,134,269	2,289,145,378	1,781,424,027
Sector Conditional Grant - Wage Recurrent	9,305,606,082	9,706,972,674	7,380,571,154
Support Services Conditional Grant - Non Wage Recu	-	-	-
Transitional Conditional Grant – Development	-	-	-
Urban Unconditional Grant Wage	231,663,228	231,663,228	173,747,421
Amudat District	8,513,492,967	11,845,188,941	10,367,574,363
District Discretionary Equalisation Development Gr	309,413,111	309,413,111	309,413,112
District Unconditional Grant Non-Wage	390,158,269	628,158,069	628,158,068
District Unconditional Grant Wage	898,756,565	1,355,878,689	1,131,189,548
Gratuity	100,555,040	100,555,040	100,555,040
Pensions	107,804,650	107,804,650	107,804,650
Pensions Arrears	-	-	-
Salary Arrears	-	-	-
Sector Conditional Grant - Development	1,781,143,864	1,846,688,633	1,821,768,866
Sector Conditional Grant - Non Wage Recurrent	1,045,118,661	1,420,121,176	1,157,300,712
Sector Conditional Grant - Wage Recurrent	3,709,106,198	5,827,041,957	4,899,765,408
Support Services Conditional Grant - Non Wage Recu	-	-	-
Transitional Conditional Grant – Development	19,801,980	19,801,980	19,801,980
Urban Unconditional Grant Wage	151,634,629	229,725,636	191,816,979
Amuria District	23,210,238,816	24,599,333,237	20,714,473,749
District Discretionary Equalisation Development Gr	618,831,527	618,831,527	618,831,528

LG/Item	Sum of Approved Budget	Sum of Revised Budget	Sum of Release
District Unconditional Grant Non-Wage	607,406,573	945,406,373	945,406,372
District Unconditional Grant Wage	1,286,651,112	1,286,651,112	964,988,334
Gratuity	891,596,003	891,596,003	891,596,004
Pensions	841,759,576	916,245,239	916,245,239
Pensions Arrears	-	-	-
Salary Arrears	-	-	-
Sector Conditional Grant - Development	4,973,897,680	5,406,205,734	5,350,136,259
Sector Conditional Grant - Non Wage Recurrent	2,126,971,574	2,606,031,196	2,014,685,152
Sector Conditional Grant - Wage Recurrent	11,498,466,050	11,563,707,332	8,689,090,820
Support Services Conditional Grant - Non Wage Recu	-	-	-
Transitional Conditional Grant – Development	200,000,000	200,000,000	200,000,000
Urban Unconditional Grant Wage	164,658,721	164,658,721	123,494,041
Amuru District	20,185,527,219	22,773,735,760	19,070,010,432
District Discretionary Equalisation Development Gr	419,531,221	419,531,221	419,531,220
District Unconditional Grant Non-Wage	484,331,813	867,291,786	867,291,785
District Unconditional Grant Wage	2,741,636,558	2,741,636,558	2,056,227,420
Gratuity	635,467,031	635,467,031	635,467,032
Pensions	495,880,666	495,880,666	495,880,667
Pensions Arrears	-	-	-
Salary Arrears	-	-	-
Sector Conditional Grant - Development	3,724,245,685	3,887,012,195	3,778,529,017
Sector Conditional Grant - Non Wage Recurrent	1,411,080,841	1,771,562,899	1,425,117,743
Sector Conditional Grant - Wage Recurrent	10,104,305,332	11,786,305,332	9,260,228,999
Support Services Conditional Grant - Non Wage Recu	-	-	-
Transitional Conditional Grant – Development	19,801,980	19,801,980	19,801,980
Urban Unconditional Grant Wage	149,246,092	149,246,092	111,934,569
Apac District	21,939,683,381	22,523,676,383	18,875,945,710
District Discretionary Equalisation Development Gr	294,932,114	294,932,114	294,932,115
District Unconditional Grant Non-Wage	515,932,331	678,598,931	678,598,932

LG/Item	Sum of Approved Budget	Sum of Revised Budget	Sum of Release
District Unconditional Grant Wage	1,666,721,859	1,666,721,859	1,250,041,395
Gratuity	1,304,135,469	1,304,135,469	1,304,135,468
Pensions	3,860,567,697	3,860,567,697	3,860,567,697
Pensions Arrears	-	-	-
Salary Arrears	-	-	-
Sector Conditional Grant - Development	1,319,355,615	1,360,933,024	1,341,676,841
Sector Conditional Grant - Non Wage Recurrent	943,216,355	1,322,965,348	1,119,876,807
Sector Conditional Grant - Wage Recurrent	11,991,784,925	11,991,784,925	8,993,838,693
Support Services Conditional Grant - Non Wage Recu	-	-	-
Transitional Conditional Grant – Development	-	-	-
Urban Unconditional Grant Wage	43,037,016	43,037,016	32,277,762
Apac Municipal Council	18,312,330,419	18,914,796,682	6,773,461,872
Gratuity	317,454,231	317,454,231	317,454,232
Pensions	102,422,635	102,422,635	102,422,635
Pensions Arrears	-	-	-
Salary Arrears	-	-	-
Sector Conditional Grant - Development	1,862,698,627	2,221,274,149	2,209,946,981
Sector Conditional Grant - Non Wage Recurrent	471,613,388	646,384,129	526,920,282
Sector Conditional Grant - Wage Recurrent	3,356,414,191	3,356,414,191	2,517,310,644
Support Services Conditional Grant - Non Wage Recu	-	-	-
Transitional Conditional Grant – Development	200,000,000	200,000,000	200,000,000
Urban Discretionary Equalisation Development Grant	10,974,010,498	10,974,010,498	-
Urban Unconditional Grant Wage	789,719,006	789,719,006	592,289,254
Urban Unconditional Non-Wage	237,997,843	307,117,843	307,117,844
Arua city	33,504,625,125	35,737,989,026	20,053,164,558
Gratuity	660,204,816	660,204,816	660,204,816
Pensions	438,223,917	542,932,455	542,932,454
Pensions Arrears	-	-	-
Salary Arrears	-	-	-

LG/Item	Sum of Approved Budget	Sum of Revised Budget	Sum of Release
Sector Conditional Grant - Development	999,070,657	1,103,640,840	1,073,057,490
Sector Conditional Grant - Non Wage Recurrent	1,157,026,563	1,649,320,039	1,326,767,651
Sector Conditional Grant - Wage Recurrent	15,951,693,688	17,131,820,560	13,143,897,138
Support Services Conditional Grant - Non Wage Recu	-	-	-
Transitional Conditional Grant – Development	-	-	-
Urban Discretionary Equalisation Development Grant	10,485,708,409	10,485,708,409	-
Urban Unconditional Grant Wage	3,432,227,595	3,432,227,595	2,574,170,697
Urban Unconditional Non-Wage	380,469,480	732,134,312	732,134,312
Arua District	19,958,388,951	23,661,424,094	19,960,038,963
District Discretionary Equalisation Development Gr	2,020,684,902	2,020,684,902	257,395,464
District Unconditional Grant Non-Wage	573,115,722	573,115,722	573,115,720
District Unconditional Grant Wage	468,518,881	1,156,505,137	1,039,375,417
Gratuity	2,416,415,752	2,416,415,752	2,416,415,752
Pensions	3,865,068,022	3,983,203,992	3,983,203,991
Pensions Arrears	409,407,383	409,407,383	409,407,383
Salary Arrears	666,118,960	666,118,960	666,118,960
Sector Conditional Grant - Development	1,518,708,343	1,898,035,215	1,879,911,748
Sector Conditional Grant - Non Wage Recurrent	1,073,549,600	1,425,356,722	1,234,214,565
Sector Conditional Grant - Wage Recurrent	6,446,801,386	8,612,580,309	7,000,879,962
Support Services Conditional Grant - Non Wage Recu	-	-	-
Transitional Conditional Grant – Development	500,000,000	500,000,000	500,000,001
Urban Unconditional Grant Wage	-	-	-
Budaka District	23,983,458,819	27,502,512,161	23,234,504,802
District Discretionary Equalisation Development Gr	754,281,804	754,281,804	754,281,804
District Unconditional Grant Non-Wage	562,532,395	907,828,395	907,828,396
District Unconditional Grant Wage	1,801,828,589	1,801,828,589	1,351,371,441
Gratuity	590,596,779	590,596,779	590,596,780
Pensions	1,014,795,926	1,363,037,398	1,363,037,397
Pensions Arrears	22,102,271	22,102,271	22,102,271

LG/Item	Sum of Approved Budget	Sum of Revised Budget	Sum of Release
Salary Arrears	159,928,601	159,928,601	159,928,601
Sector Conditional Grant - Development	3,727,786,665	5,684,234,564	5,641,191,333
Sector Conditional Grant - Non Wage Recurrent	1,767,428,334	2,183,259,079	1,729,296,460
Sector Conditional Grant - Wage Recurrent	13,128,987,922	13,582,225,148	10,299,978,169
Support Services Conditional Grant - Non Wage Recu	-	-	-
Transitional Conditional Grant – Development	300,000,000	300,000,000	300,000,000
Urban Unconditional Grant Wage	153,189,533	153,189,533	114,892,150
Bududa District	26,470,645,422	29,484,825,234	24,534,814,618
District Discretionary Equalisation Development Gr	653,133,338	653,133,338	653,133,339
District Unconditional Grant Non-Wage	759,266,886	1,315,253,286	1,315,253,284
District Unconditional Grant Wage	1,405,545,271	1,405,545,271	1,054,158,954
Gratuity	588,727,668	588,727,668	588,727,668
Pensions	855,607,548	855,607,548	855,607,548
Pensions Arrears	-	-	-
Salary Arrears	-	-	-
Sector Conditional Grant - Development	4,966,705,301	6,303,205,625	6,139,624,959
Sector Conditional Grant - Non Wage Recurrent	3,180,633,248	4,048,834,640	3,099,097,052
Sector Conditional Grant - Wage Recurrent	13,755,899,182	14,009,390,878	10,570,416,084
Support Services Conditional Grant - Non Wage Recu	-	-	-
Transitional Conditional Grant – Development	119,801,980	119,801,980	119,801,980
Urban Unconditional Grant Wage	185,325,000	185,325,000	138,993,750
Bugiri District	36,326,701,178	39,002,048,815	33,090,512,751
District Discretionary Equalisation Development Gr	1,126,301,579	1,126,301,579	1,126,301,580
District Unconditional Grant Non-Wage	673,891,573	1,073,891,573	1,073,891,572
District Unconditional Grant Wage	2,175,089,075	2,175,089,075	1,631,316,807
Gratuity	5,590,074,943	5,590,074,943	5,590,074,944
Pensions	1,240,734,020	1,240,734,020	1,240,734,019
Pensions Arrears	378,931,048	378,931,048	378,931,048
Salary Arrears	22,664,714	22,664,714	22,664,714

LG/Item	Sum of Approved Budget	Sum of Revised Budget	Sum of Release
Sector Conditional Grant - Development	3,797,209,744	4,380,517,307	4,325,014,191
Sector Conditional Grant - Non Wage Recurrent	2,394,451,194	2,946,011,268	2,360,638,415
Sector Conditional Grant - Wage Recurrent	18,907,551,308	20,048,031,308	15,321,143,481
Support Services Conditional Grant - Non Wage Recu	-	-	-
Transitional Conditional Grant – Development	19,801,980	19,801,980	19,801,980
Urban Unconditional Grant Wage	-	-	-
Bugiri Municipal Council	3,494,393,917	3,658,361,611	2,981,191,091
Gratuity	52,108,017	52,108,017	52,108,016
Pensions	99,484,178	99,484,178	99,484,177
Pensions Arrears	-	-	-
Salary Arrears	-	-	-
Sector Conditional Grant - Development	250,004,411	286,880,887	284,615,455
Sector Conditional Grant - Non Wage Recurrent	196,044,992	323,136,210	299,243,441
Sector Conditional Grant - Wage Recurrent	1,947,659,891	1,947,659,891	1,460,744,919
Support Services Conditional Grant - Non Wage Recu	-	-	-
Transitional Conditional Grant – Development	-	-	-
Urban Discretionary Equalisation Development Grant	100,171,912	100,171,912	100,171,911
Urban Unconditional Grant Wage	656,389,375	656,389,375	492,292,032
Urban Unconditional Non-Wage	192,531,141	192,531,141	192,531,140
Bugweri District	16,685,821,940	17,029,887,871	13,830,906,369
District Discretionary Equalisation Development Gr	215,157,158	215,157,158	215,157,159
District Unconditional Grant Non-Wage	408,918,337	408,918,337	408,918,336
District Unconditional Grant Wage	1,198,074,790	1,198,074,790	898,556,091
Gratuity	498,391,471	498,391,471	498,391,472
Pensions	91,519,973	91,519,973	91,519,972
Pensions Arrears	-	-	-
Salary Arrears	293,106,338	293,106,338	293,106,338
Sector Conditional Grant - Development	2,312,498,177	2,347,414,978	2,327,026,079
Sector Conditional Grant - Non Wage Recurrent	992,197,793	1,301,346,923	1,086,311,999

LG/Item	Sum of Approved Budget	Sum of Revised Budget	Sum of Release
Sector Conditional Grant - Wage Recurrent	10,506,155,923	10,506,155,923	7,879,616,943
Support Services Conditional Grant - Non Wage Recu	-	-	-
Transitional Conditional Grant – Development	19,801,980	19,801,980	19,801,980
Urban Unconditional Grant Wage	150,000,000	150,000,000	112,500,000
Buhweju District	16,766,121,615	20,293,309,309	17,571,037,802
District Discretionary Equalisation Development Gr	202,778,209	202,778,209	202,778,208
District Unconditional Grant Non-Wage	460,847,530	654,847,430	654,847,432
District Unconditional Grant Wage	1,303,407,967	1,303,407,967	977,555,976
Gratuity	269,186,106	269,186,106	269,186,108
Pensions	326,141,852	381,516,195	381,516,196
Pensions Arrears	-	-	-
Salary Arrears	-	-	-
Sector Conditional Grant - Development	4,740,128,667	7,075,416,332	7,036,903,966
Sector Conditional Grant - Non Wage Recurrent	1,636,909,009	2,004,557,795	1,598,380,714
Sector Conditional Grant - Wage Recurrent	7,651,007,387	8,225,884,387	6,313,132,541
Support Services Conditional Grant - Non Wage Recu	-	-	-
Transitional Conditional Grant – Development	19,801,980	19,801,980	19,801,980
Urban Unconditional Grant Wage	155,912,908	155,912,908	116,934,681
Buikwe District	18,314,912,635	19,529,167,645	16,001,904,422
District Discretionary Equalisation Development Gr	261,380,546	261,380,546	261,380,547
District Unconditional Grant Non-Wage	462,251,335	512,251,335	512,251,336
District Unconditional Grant Wage	1,388,043,767	1,388,043,767	1,041,032,826
Gratuity	552,461,041	552,461,041	552,461,040
Pensions	806,848,903	956,748,516	956,748,516
Pensions Arrears	-	-	-
Salary Arrears	-	-	-
Sector Conditional Grant - Development	2,009,315,001	2,366,028,967	2,314,035,845
Sector Conditional Grant - Non Wage Recurrent	1,042,449,266	1,318,963,305	1,133,794,343
Sector Conditional Grant - Wage Recurrent	11,126,058,940	11,507,186,332	8,725,671,597

LG/Item	Sum of Approved Budget	Sum of Revised Budget	Sum of Release
Support Services Conditional Grant - Non Wage Recu	-	-	-
Transitional Conditional Grant – Development	19,801,980	19,801,980	19,801,980
Urban Unconditional Grant Wage	646,301,856	646,301,856	484,726,392
Bukedea District	26,490,744,822	29,019,213,962	23,786,440,770
District Discretionary Equalisation Development Gr	603,435,468	603,435,468	603,435,468
District Unconditional Grant Non-Wage	486,069,156	818,068,856	818,068,856
District Unconditional Grant Wage	1,378,529,604	1,484,509,078	1,139,876,677
Gratuity	555,798,916	555,798,916	555,798,916
Pensions	1,022,723,612	1,189,060,423	1,189,060,423
Pensions Arrears	-	-	-
Salary Arrears	-	-	-
Sector Conditional Grant - Development	3,856,983,893	4,875,885,877	4,789,799,414
Sector Conditional Grant - Non Wage Recurrent	3,010,687,819	3,440,090,766	2,532,165,525
Sector Conditional Grant - Wage Recurrent	15,389,243,467	15,860,496,086	12,013,185,220
Support Services Conditional Grant - Non Wage Recu	-	-	-
Transitional Conditional Grant – Development	-	-	-
Urban Unconditional Grant Wage	187,272,887	191,868,492	145,050,271
Bukomansimbi District	16,855,397,942	17,969,249,465	14,861,127,797
District Discretionary Equalisation Development Gr	291,684,365	291,684,365	291,684,366
District Unconditional Grant Non-Wage	409,368,194	590,701,494	590,701,492
District Unconditional Grant Wage	1,201,962,120	1,201,962,120	901,471,590
Gratuity	1,853,062,335	1,853,062,335	1,853,062,336
Pensions	483,818,619	536,935,983	536,935,983
Pensions Arrears	-	-	-
Salary Arrears	-	-	-
Sector Conditional Grant - Development	1,481,940,817	1,560,619,427	1,504,780,856
Sector Conditional Grant - Non Wage Recurrent	1,038,407,249	1,387,337,498	1,154,382,996
Sector Conditional Grant - Wage Recurrent	9,915,544,573	10,367,336,573	7,888,450,429
Support Services Conditional Grant - Non Wage Recu	-	-	-

LG/Item	Sum of Approved Budget	Sum of Revised Budget	Sum of Release
Transitional Conditional Grant – Development	19,801,980	19,801,980	19,801,980
Urban Unconditional Grant Wage	159,807,690	159,807,690	119,855,769
Bukwo District	23,639,821,661	26,319,294,352	22,054,814,828
District Discretionary Equalisation Development Gr	256,276,792	256,276,792	256,276,791
District Unconditional Grant Non-Wage	536,298,656	874,298,456	874,298,456
District Unconditional Grant Wage	1,760,030,439	1,760,030,439	1,320,022,829
Gratuity	457,420,403	457,420,403	457,420,404
Pensions	414,801,679	414,801,679	414,801,680
Pensions Arrears	648,650,082	648,650,082	648,650,082
Salary Arrears	-	-	-
Sector Conditional Grant - Development	4,831,799,907	6,616,138,585	6,554,405,529
Sector Conditional Grant - Non Wage Recurrent	2,268,098,155	2,825,232,368	2,174,154,399
Sector Conditional Grant - Wage Recurrent	12,199,154,730	12,199,154,730	9,149,366,048
Support Services Conditional Grant - Non Wage Recu	-	-	-
Transitional Conditional Grant – Development	19,801,980	19,801,980	19,801,980
Urban Unconditional Grant Wage	247,488,838	247,488,838	185,616,630
Bulambuli District	22,989,571,966	26,483,447,122	22,382,321,624
District Discretionary Equalisation Development Gr	732,631,853	732,631,853	732,631,854
District Unconditional Grant Non-Wage	809,746,947	1,065,178,747	1,065,178,748
District Unconditional Grant Wage	2,204,335,758	2,204,335,758	1,653,251,817
Gratuity	995,774,988	995,774,988	995,774,988
Pensions	616,480,872	682,444,542	682,444,541
Pensions Arrears	50,497,341	50,497,341	50,497,341
Salary Arrears	39,382,227	39,382,227	39,382,227
Sector Conditional Grant - Development	3,906,474,999	5,267,328,423	5,198,232,708
Sector Conditional Grant - Non Wage Recurrent	2,625,381,486	3,413,743,748	2,685,014,279
Sector Conditional Grant - Wage Recurrent	10,701,165,288	11,724,429,288	9,049,137,966
Support Services Conditional Grant - Non Wage Recu	-	-	-
Transitional Conditional Grant – Development	-	-	-

LG/Item	Sum of Approved Budget	Sum of Revised Budget	Sum of Release
Urban Unconditional Grant Wage	307,700,207	307,700,207	230,775,155
Buliisa District	14,244,658,121	14,697,196,132	12,187,948,208
District Discretionary Equalisation Development Gr	219,650,950	219,650,950	219,650,949
District Unconditional Grant Non-Wage	409,716,922	559,716,922	559,716,924
District Unconditional Grant Wage	829,880,821	829,880,821	622,410,615
Gratuity	288,894,355	288,894,355	288,894,356
Pensions	163,084,024	163,084,024	163,084,023
Pensions Arrears	-	-	-
Salary Arrears	64,772,630	64,772,630	64,772,630
Sector Conditional Grant - Development	2,984,111,807	3,022,740,963	3,001,785,706
Sector Conditional Grant - Non Wage Recurrent	1,025,487,256	1,289,396,111	1,068,387,993
Sector Conditional Grant - Wage Recurrent	8,113,532,028	8,113,532,028	6,085,149,021
Support Services Conditional Grant - Non Wage Recu	-	-	-
Transitional Conditional Grant – Development	19,801,980	19,801,980	19,801,980
Urban Unconditional Grant Wage	125,725,348	125,725,348	94,294,011
Bundibugyo District	31,550,155,217	34,156,040,181	28,014,413,554
District Discretionary Equalisation Development Gr	362,166,244	362,166,244	362,166,243
District Unconditional Grant Non-Wage	722,299,663	954,666,954	954,666,955
District Unconditional Grant Wage	1,930,166,464	1,930,166,464	1,447,624,848
Gratuity	522,150,123	522,150,123	522,150,124
Pensions	838,058,284	1,181,220,312	1,181,220,312
Pensions Arrears	148,765,829	148,765,829	148,765,829
Salary Arrears	60,232,110	60,232,110	60,232,110
Sector Conditional Grant - Development	4,946,767,590	5,380,336,024	5,306,709,443
Sector Conditional Grant - Non Wage Recurrent	2,763,973,237	3,402,053,712	2,625,538,704
Sector Conditional Grant - Wage Recurrent	18,828,520,193	19,787,226,929	15,080,096,881
Support Services Conditional Grant - Non Wage Recu	-	-	-
Transitional Conditional Grant – Development	19,801,980	19,801,980	19,801,980
Urban Unconditional Grant Wage	407,253,500	407,253,500	305,440,125

LG/Item	Sum of Approved Budget	Sum of Revised Budget	Sum of Release
Bunyangabu District	17,312,588,935	21,050,236,362	17,716,584,277
District Discretionary Equalisation Development Gr	329,065,664	329,065,664	329,065,665
District Unconditional Grant Non-Wage	478,473,501	559,806,801	559,806,800
District Unconditional Grant Wage	1,347,354,515	1,845,684,344	1,508,845,715
Gratuity	423,557,375	423,557,375	423,557,376
Pensions	232,287,454	298,754,160	298,754,160
Pensions Arrears	59,665,435	59,665,435	59,665,435
Salary Arrears	-	-	-
Sector Conditional Grant - Development	2,562,569,312	4,060,603,851	4,032,852,294
Sector Conditional Grant - Non Wage Recurrent	1,154,311,801	1,525,551,114	1,232,864,688
Sector Conditional Grant - Wage Recurrent	10,299,731,294	11,134,095,815	8,559,162,992
Support Services Conditional Grant - Non Wage Recu	-	-	-
Transitional Conditional Grant – Development	19,801,980	19,801,980	19,801,980
Urban Unconditional Grant Wage	405,770,604	793,649,823	692,207,172
Bushenyi District	28,808,498,385	31,168,772,062	26,260,557,206
District Discretionary Equalisation Development Gr	273,290,436	273,290,436	273,290,436
District Unconditional Grant Non-Wage	591,259,030	772,592,330	772,592,332
District Unconditional Grant Wage	2,404,824,664	2,404,824,664	1,803,618,498
Gratuity	1,372,220,307	1,372,220,307	1,372,220,308
Pensions	2,768,044,770	3,113,130,054	3,113,130,054
Pensions Arrears	362,376,072	362,376,072	362,376,072
Salary Arrears	187,707,101	187,707,101	187,707,101
Sector Conditional Grant - Development	2,888,908,010	3,866,211,318	3,792,279,448
Sector Conditional Grant - Non Wage Recurrent	1,489,448,570	1,951,535,178	1,611,063,213
Sector Conditional Grant - Wage Recurrent	15,330,463,963	15,715,125,740	11,882,509,748
Support Services Conditional Grant - Non Wage Recu	-	-	-
Transitional Conditional Grant – Development	900,000,000	900,000,000	899,999,999
Urban Unconditional Grant Wage	239,955,462	249,758,862	189,769,997
Bushenyi- Ishaka Municipal Council	8,244,322,931	9,020,195,749	7,447,381,288

LG/Item	Sum of Approved Budget	Sum of Revised Budget	Sum of Release
Gratuity	543,281,491	543,281,491	543,281,492
Pensions	475,265,233	648,973,123	648,973,122
Pensions Arrears	3,845,144	3,845,144	3,845,144
Salary Arrears	10,551,582	10,551,582	10,551,582
Sector Conditional Grant - Development	390,492,245	435,536,926	426,475,194
Sector Conditional Grant - Non Wage Recurrent	387,424,691	547,974,634	452,403,555
Sector Conditional Grant - Wage Recurrent	5,203,588,463	5,495,506,279	4,194,609,164
Support Services Conditional Grant - Non Wage Recu	-	-	-
Transitional Conditional Grant – Development	200,000,000	200,000,000	200,000,001
Urban Discretionary Equalisation Development Grant	100,647,468	100,647,468	100,647,468
Urban Unconditional Grant Wage	669,138,136	773,790,624	606,506,090
Urban Unconditional Non-Wage	260,088,478	260,088,478	260,088,476
Busia District	30,970,290,590	32,944,599,246	27,423,487,729
District Discretionary Equalisation Development Gr	719,844,134	719,844,134	719,844,135
District Unconditional Grant Non-Wage	676,430,794	1,082,155,244	1,082,155,242
District Unconditional Grant Wage	1,409,541,272	1,409,541,272	1,057,155,954
Gratuity	2,159,246,037	2,159,246,037	2,159,246,036
Pensions	1,393,017,025	1,565,462,572	1,565,462,572
Pensions Arrears	345,667,330	345,667,330	345,667,330
Salary Arrears	53,215,464	53,215,464	53,215,464
Sector Conditional Grant - Development	3,360,247,291	3,423,418,639	3,388,304,423
Sector Conditional Grant - Non Wage Recurrent	1,780,183,048	2,314,814,359	1,944,476,431
Sector Conditional Grant - Wage Recurrent	19,053,096,215	19,851,432,215	15,088,158,162
Support Services Conditional Grant - Non Wage Recu	-	-	-
Transitional Conditional Grant – Development	19,801,980	19,801,980	19,801,980
Urban Unconditional Grant Wage	-	-	-
Busia Municipal Council	15,675,335,604	15,848,751,803	4,434,785,264
Gratuity	152,147,921	152,147,921	152,147,920
Pensions	126,956,711	126,956,711	126,956,711

LG/Item	Sum of Approved Budget	Sum of Revised Budget	Sum of Release
Pensions Arrears	1,746,732	1,746,732	1,746,732
Salary Arrears	91,173,271	91,173,271	91,173,271
Sector Conditional Grant - Development	500,131,241	535,685,129	531,154,264
Sector Conditional Grant - Non Wage Recurrent	275,637,775	413,500,086	365,714,547
Sector Conditional Grant - Wage Recurrent	2,729,569,284	2,729,569,284	2,047,176,963
Support Services Conditional Grant - Non Wage Recu	-	-	-
Transitional Conditional Grant – Development	400,000,000	400,000,000	400,000,000
Urban Discretionary Equalisation Development Grant	10,511,271,994	10,511,271,994	-
Urban Unconditional Grant Wage	671,943,280	671,943,280	503,957,460
Urban Unconditional Non-Wage	214,757,395	214,757,395	214,757,396
Butaleja District	29,489,291,752	31,190,770,296	25,611,912,996
District Discretionary Equalisation Development Gr	780,012,328	780,012,328	780,012,327
District Unconditional Grant Non-Wage	592,769,463	742,769,463	742,769,464
District Unconditional Grant Wage	1,574,831,033	1,574,831,033	1,181,123,274
Gratuity	1,391,164,386	1,391,164,386	1,391,164,387
Pensions	1,400,775,464	1,400,775,464	1,400,775,465
Pensions Arrears	-	-	-
Salary Arrears	24,214,197	24,214,197	24,214,197
Sector Conditional Grant - Development	2,692,562,127	2,747,113,011	2,704,069,779
Sector Conditional Grant - Non Wage Recurrent	1,880,387,994	2,401,946,734	1,947,984,113
Sector Conditional Grant - Wage Recurrent	18,458,214,984	19,433,583,904	14,819,030,158
Support Services Conditional Grant - Non Wage Recu	-	-	-
Transitional Conditional Grant – Development	400,000,000	400,000,000	400,000,000
Urban Unconditional Grant Wage	294,359,776	294,359,776	220,769,832
Butambala District	20,441,708,940	21,690,594,045	17,843,021,955
District Discretionary Equalisation Development Gr	156,313,686	156,313,686	156,313,686
District Unconditional Grant Non-Wage	369,765,081	469,765,081	469,765,080
District Unconditional Grant Wage	1,078,610,517	1,078,610,517	808,957,887
Gratuity	2,285,082,872	2,285,082,872	2,285,082,872

LG/Item	Sum of Approved Budget	Sum of Revised Budget	Sum of Release
Pensions	546,003,614	660,209,472	660,209,472
Pensions Arrears	95,961,606	95,961,606	95,961,606
Salary Arrears	98,597,173	98,597,173	98,597,173
Sector Conditional Grant - Development	1,391,296,242	1,658,385,541	1,621,640,247
Sector Conditional Grant - Non Wage Recurrent	832,898,744	1,101,014,007	951,684,198
Sector Conditional Grant - Wage Recurrent	13,402,552,985	13,902,027,670	10,551,389,424
Support Services Conditional Grant - Non Wage Recu	-	-	-
Transitional Conditional Grant – Development	19,801,980	19,801,980	19,801,980
Urban Unconditional Grant Wage	164,824,440	164,824,440	123,618,330
Butebo District	15,593,558,856	17,199,302,606	14,276,859,327
District Discretionary Equalisation Development Gr	322,259,627	322,259,627	322,259,628
District Unconditional Grant Non-Wage	404,056,608	975,056,077	975,056,077
District Unconditional Grant Wage	1,260,897,332	1,318,754,413	1,003,530,080
Gratuity	604,581,296	604,581,296	604,581,296
Pensions	265,332,236	265,332,236	265,332,236
Pensions Arrears	-	-	-
Salary Arrears	-	-	-
Sector Conditional Grant - Development	1,929,158,128	2,178,558,417	2,144,010,559
Sector Conditional Grant - Non Wage Recurrent	1,324,048,213	1,659,261,041	1,294,896,307
Sector Conditional Grant - Wage Recurrent	8,700,682,351	9,069,656,747	6,894,486,159
Support Services Conditional Grant - Non Wage Recu	-	-	-
Transitional Conditional Grant – Development	650,000,000	650,000,000	650,000,000
Urban Unconditional Grant Wage	132,543,065	155,842,752	122,706,985
Buvuma District	15,103,457,184	17,335,840,884	15,188,218,277
District Discretionary Equalisation Development Gr	290,871,949	290,871,949	290,871,948
District Unconditional Grant Non-Wage	645,734,006	745,734,006	745,734,004
District Unconditional Grant Wage	1,784,731,261	2,179,628,493	1,733,445,678
Gratuity	51,043,908	51,043,908	51,043,908
Pensions	112,068,038	138,929,588	138,929,588

LG/Item	Sum of Approved Budget	Sum of Revised Budget	Sum of Release
Pensions Arrears	-	-	-
Salary Arrears	-	-	-
Sector Conditional Grant - Development	5,129,261,965	5,290,323,153	5,268,801,536
Sector Conditional Grant - Non Wage Recurrent	1,058,196,625	1,352,976,738	1,125,995,428
Sector Conditional Grant - Wage Recurrent	5,643,205,568	6,815,118,315	5,404,316,923
Support Services Conditional Grant - Non Wage Recu	-	-	-
Transitional Conditional Grant – Development	219,801,980	219,801,980	219,801,981
Urban Unconditional Grant Wage	168,541,884	251,412,754	209,277,283
Buyende District	19,594,759,735	20,939,043,764	17,159,409,226
District Discretionary Equalisation Development Gr	713,882,030	713,882,030	713,882,031
District Unconditional Grant Non-Wage	632,436,840	939,103,340	939,103,340
District Unconditional Grant Wage	1,351,877,264	1,351,877,264	1,013,907,948
Gratuity	622,939,352	622,939,352	622,939,352
Pensions	361,837,570	511,805,057	511,805,058
Pensions Arrears	-	-	-
Salary Arrears	-	-	-
Sector Conditional Grant - Development	1,822,576,522	2,155,831,908	2,114,487,750
Sector Conditional Grant - Non Wage Recurrent	1,812,296,100	2,366,690,756	1,930,647,711
Sector Conditional Grant - Wage Recurrent	11,735,577,853	11,735,577,853	8,801,683,389
Support Services Conditional Grant - Non Wage Recu	-	-	-
Transitional Conditional Grant – Development	419,801,980	419,801,980	419,801,979
Urban Unconditional Grant Wage	121,534,224	121,534,224	91,150,668
Dokolo District	21,172,424,174	22,347,284,867	18,589,307,556
District Discretionary Equalisation Development Gr	363,406,726	363,406,726	363,406,725
District Unconditional Grant Non-Wage	552,359,629	702,359,629	702,359,628
District Unconditional Grant Wage	1,472,227,749	1,472,227,749	1,104,170,925
Gratuity	791,484,467	791,484,467	791,484,468
Pensions	856,708,445	856,708,445	856,708,444
Pensions Arrears	33,177,600	33,177,600	33,177,600

LG/Item	Sum of Approved Budget	Sum of Revised Budget	Sum of Release
Salary Arrears	96,621,351	96,621,351	96,621,351
Sector Conditional Grant - Development	3,580,836,420	3,937,991,284	3,897,779,843
Sector Conditional Grant - Non Wage Recurrent	1,723,152,246	2,184,313,493	1,760,216,834
Sector Conditional Grant - Wage Recurrent	11,545,862,765	11,752,407,347	8,865,941,656
Support Services Conditional Grant - Non Wage Recu	-	-	-
Transitional Conditional Grant – Development	-	-	-
Urban Unconditional Grant Wage	156,586,776	156,586,776	117,440,082
Entebbe Municipal Council	22,095,863,544	22,383,039,029	6,329,725,832
Gratuity	660,204,816	660,204,816	660,204,816
Pensions	667,992,513	723,168,316	723,168,316
Pensions Arrears	17,150,536	17,150,536	17,150,536
Salary Arrears	20,108,574	20,108,574	20,108,574
Sector Conditional Grant - Development	448,356,015	487,094,604	484,829,171
Sector Conditional Grant - Non Wage Recurrent	249,210,610	442,471,703	418,578,933
Sector Conditional Grant - Wage Recurrent	4,030,853,790	4,030,853,790	3,023,140,342
Support Services Conditional Grant - Non Wage Recu	-	-	-
Transitional Conditional Grant – Development	-	-	-
Urban Discretionary Equalisation Development Grant	14,806,924,158	14,806,924,158	-
Urban Unconditional Grant Wage	850,069,553	850,069,553	637,552,164
Urban Unconditional Non-Wage	344,992,979	344,992,979	344,992,980
Fort-Portal city	24,161,876,356	24,982,799,025	12,092,559,667
Gratuity	270,191,408	270,191,408	270,191,408
Pensions	418,522,571	418,522,571	418,522,571
Pensions Arrears	41,578,908	41,578,908	41,578,908
Salary Arrears	31,977,081	31,977,081	31,977,081
Sector Conditional Grant - Development	320,618,473	361,082,122	346,923,163
Sector Conditional Grant - Non Wage Recurrent	627,536,347	909,599,427	760,269,618
Sector Conditional Grant - Wage Recurrent	9,420,144,918	9,908,820,858	7,553,784,630
Support Services Conditional Grant - Non Wage Recu	-	-	-

LG/Item	Sum of Approved Budget	Sum of Revised Budget	Sum of Release
Transitional Conditional Grant – Development	-	-	-
Urban Discretionary Equalisation Development Grant	9,577,721,838	9,577,721,838	-
Urban Unconditional Grant Wage	3,175,970,096	3,185,690,096	2,391,697,572
Urban Unconditional Non-Wage	277,614,716	277,614,716	277,614,716
Gomba District	17,616,582,056	18,712,635,345	15,272,532,516
District Discretionary Equalisation Development Gr	270,811,804	270,811,804	270,811,803
District Unconditional Grant Non-Wage	468,137,962	612,137,862	612,137,864
District Unconditional Grant Wage	1,287,365,336	1,287,365,336	965,524,002
Gratuity	255,960,907	255,960,907	255,960,908
Pensions	424,739,553	526,505,121	526,505,121
Pensions Arrears	235,062,789	235,062,789	235,062,789
Salary Arrears	-	-	-
Sector Conditional Grant - Development	2,158,114,124	2,306,521,030	2,278,769,473
Sector Conditional Grant - Non Wage Recurrent	1,305,293,551	1,668,845,409	1,376,158,983
Sector Conditional Grant - Wage Recurrent	11,053,022,886	11,391,351,943	8,628,096,220
Support Services Conditional Grant - Non Wage Recu	-	-	-
Transitional Conditional Grant – Development	19,801,980	19,801,980	19,801,980
Urban Unconditional Grant Wage	138,271,164	138,271,164	103,703,373
Gulu city	41,189,937,522	42,517,195,069	14,909,665,763
Gratuity	508,325,387	508,325,387	508,325,388
Pensions	785,316,653	1,769,103,874	1,769,103,874
Pensions Arrears	43,300,363	43,300,363	43,300,363
Salary Arrears	-	-	-
Sector Conditional Grant - Development	585,207,703	653,288,788	635,165,322
Sector Conditional Grant - Non Wage Recurrent	785,648,581	1,061,037,822	869,895,666
Sector Conditional Grant - Wage Recurrent	11,242,582,407	11,242,582,407	8,431,936,806
Support Services Conditional Grant - Non Wage Recu	-	-	-
Transitional Conditional Grant – Development	-	-	-
Urban Discretionary Equalisation Development Grant	23,835,526,051	23,835,526,051	-

LG/Item	Sum of Approved Budget	Sum of Revised Budget	Sum of Release
Urban Unconditional Grant Wage	3,008,368,128	3,008,368,128	2,256,276,096
Urban Unconditional Non-Wage	395,662,249	395,662,249	395,662,248
Gulu District	26,653,876,260	28,015,346,852	23,680,812,891
District Discretionary Equalisation Development Gr	343,681,682	343,681,682	343,681,683
District Unconditional Grant Non-Wage	440,804,067	628,803,867	628,803,868
District Unconditional Grant Wage	2,619,964,971	2,619,964,971	1,964,973,729
Gratuity	1,636,177,116	1,636,177,116	1,636,177,116
Pensions	3,467,384,396	3,467,384,396	3,467,384,397
Pensions Arrears	724,663,677	724,663,677	724,663,677
Salary Arrears	14,710,558	14,710,558	14,710,558
Sector Conditional Grant - Development	2,672,378,722	3,541,359,199	3,514,740,357
Sector Conditional Grant - Non Wage Recurrent	1,225,573,739	1,530,064,054	1,249,324,012
Sector Conditional Grant - Wage Recurrent	13,488,735,352	13,488,735,352	10,116,551,514
Support Services Conditional Grant - Non Wage Recu	-	-	-
Transitional Conditional Grant – Development	19,801,980	19,801,980	19,801,980
Urban Unconditional Grant Wage	-	-	-
Hoima city	27,441,807,239	28,205,932,721	8,659,854,262
Gratuity	319,475,178	319,475,178	319,475,176
Pensions	508,301,949	969,408,967	969,408,967
Pensions Arrears	12,243,486	12,243,486	12,243,486
Salary Arrears	15,589,802	15,589,802	15,589,802
Sector Conditional Grant - Development	332,112,679	375,344,948	366,283,214
Sector Conditional Grant - Non Wage Recurrent	483,294,709	743,080,904	647,509,825
Sector Conditional Grant - Wage Recurrent	5,357,328,606	5,357,328,606	4,017,996,456
Support Services Conditional Grant - Non Wage Recu	-	-	-
Transitional Conditional Grant – Development	-	-	-
Urban Discretionary Equalisation Development Grant	17,436,501,888	17,436,501,888	-
Urban Unconditional Grant Wage	2,662,446,432	2,662,446,432	1,996,834,824
Urban Unconditional Non-Wage	314,512,510	314,512,510	314,512,512

LG/Item	Sum of Approved Budget	Sum of Revised Budget	Sum of Release
Hoima District	19,218,936,469	20,139,240,075	16,760,756,898
District Discretionary Equalisation Development Gr	343,395,135	343,395,135	343,395,135
District Unconditional Grant Non-Wage	541,646,399	810,979,499	810,979,500
District Unconditional Grant Wage	1,464,258,983	1,464,258,983	1,098,194,238
Gratuity	586,172,741	586,172,741	586,172,740
Pensions	1,868,471,381	1,888,465,247	1,888,465,247
Pensions Arrears	-	-	-
Salary Arrears	-	-	-
Sector Conditional Grant - Development	2,441,496,686	2,691,653,770	2,660,504,062
Sector Conditional Grant - Non Wage Recurrent	1,342,720,588	1,723,540,144	1,395,014,563
Sector Conditional Grant - Wage Recurrent	10,440,319,910	10,440,319,910	7,830,239,932
Support Services Conditional Grant - Non Wage Recu	-	-	-
Transitional Conditional Grant – Development	19,801,980	19,801,980	19,801,980
Urban Unconditional Grant Wage	170,652,666	170,652,666	127,989,501
Ibanda District	21,283,725,417	23,229,965,933	19,591,854,388
District Discretionary Equalisation Development Gr	293,485,208	293,485,208	293,485,209
District Unconditional Grant Non-Wage	536,809,535	586,809,535	586,809,536
District Unconditional Grant Wage	1,914,283,630	1,914,283,630	1,435,712,724
Gratuity	1,647,966,948	1,647,966,948	1,647,966,948
Pensions	1,147,395,068	1,197,699,706	1,197,699,706
Pensions Arrears	104,698,588	104,698,588	104,698,588
Salary Arrears	-	-	-
Sector Conditional Grant - Development	2,999,206,707	3,922,567,049	3,864,336,499
Sector Conditional Grant - Non Wage Recurrent	1,170,548,173	1,565,643,026	1,326,715,330
Sector Conditional Grant - Wage Recurrent	11,029,965,052	11,367,333,757	8,609,842,494
Support Services Conditional Grant - Non Wage Recu	-	-	-
Transitional Conditional Grant – Development	19,801,980	19,801,980	19,801,980
Urban Unconditional Grant Wage	419,564,528	609,676,506	504,785,374
Ibanda Municipal Council	10,550,417,634	10,981,531,510	8,889,942,085

LG/Item	Sum of Approved Budget	Sum of Revised Budget	Sum of Release
Gratuity	566,109,057	566,109,057	566,109,056
Pensions	325,146,153	421,848,676	421,848,675
Pensions Arrears	27,095,605	27,095,605	27,095,605
Salary Arrears	-	-	-
Sector Conditional Grant - Development	355,286,354	405,119,009	393,225,486
Sector Conditional Grant - Non Wage Recurrent	521,176,427	770,648,311	645,211,271
Sector Conditional Grant - Wage Recurrent	6,970,521,169	6,970,521,169	5,227,890,876
Support Services Conditional Grant - Non Wage Recu	-	-	-
Transitional Conditional Grant – Development	400,000,000	400,000,000	400,000,000
Urban Discretionary Equalisation Development Grant	202,031,500	202,031,500	202,031,499
Urban Unconditional Grant Wage	846,514,262	846,514,262	634,885,695
Urban Unconditional Non-Wage	336,537,107	371,643,921	371,643,922
Iganga District	33,011,080,184	35,261,167,818	29,241,100,124
District Discretionary Equalisation Development Gr	493,684,889	493,684,889	493,684,890
District Unconditional Grant Non-Wage	588,812,952	688,812,952	688,812,952
District Unconditional Grant Wage	1,601,164,720	1,601,164,720	1,200,873,540
Gratuity	1,071,709,552	1,071,709,552	1,071,709,552
Pensions	3,629,638,162	3,902,685,252	3,902,685,252
Pensions Arrears	101,362,173	101,362,173	101,362,173
Salary Arrears	65,112,951	65,112,951	65,112,951
Sector Conditional Grant - Development	3,038,070,259	3,245,013,261	3,143,717,109
Sector Conditional Grant - Non Wage Recurrent	1,331,297,413	1,739,474,955	1,488,600,875
Sector Conditional Grant - Wage Recurrent	21,040,691,869	22,302,611,869	17,042,438,902
Support Services Conditional Grant - Non Wage Recu	-	-	-
Transitional Conditional Grant – Development	19,801,980	19,801,980	19,801,980
Urban Unconditional Grant Wage	29,733,264	29,733,264	22,299,948
Iganga Municipal Council	4,522,750,529	5,093,617,027	4,185,352,520
Gratuity	94,636,589	94,636,589	94,636,588
Pensions	114,041,410	114,041,410	114,041,411

LG/Item	Sum of Approved Budget	Sum of Revised Budget	Sum of Release
Pensions Arrears	-	-	-
Salary Arrears	-	-	-
Sector Conditional Grant - Development	259,148,901	301,162,876	294,932,934
Sector Conditional Grant - Non Wage Recurrent	294,647,984	436,610,747	370,905,630
Sector Conditional Grant - Wage Recurrent	2,381,966,738	2,768,856,498	2,173,364,813
Support Services Conditional Grant - Non Wage Recu	-	-	-
Transitional Conditional Grant – Development	-	-	-
Urban Discretionary Equalisation Development Grant	119,846,176	119,846,176	119,846,175
Urban Unconditional Grant Wage	963,351,050	963,351,050	722,513,289
Urban Unconditional Non-Wage	295,111,681	295,111,681	295,111,680
Isingiro District	48,146,052,496	52,695,030,904	35,125,729,974
District Discretionary Equalisation Development Gr	11,166,969,689	11,166,969,689	685,185,309
District Unconditional Grant Non-Wage	842,389,944	1,280,389,744	1,280,389,744
District Unconditional Grant Wage	1,987,334,183	2,084,804,658	1,587,971,112
Gratuity	1,048,125,777	1,048,125,777	1,048,125,776
Pensions	1,241,907,126	1,321,375,068	1,321,375,067
Pensions Arrears	498,764,854	498,764,854	498,764,854
Salary Arrears	89,536,238	89,536,238	89,536,238
Sector Conditional Grant - Development	5,307,145,463	6,308,319,933	6,234,126,994
Sector Conditional Grant - Non Wage Recurrent	3,008,069,787	3,778,390,432	2,995,902,232
Sector Conditional Grant - Wage Recurrent	22,397,143,103	24,559,688,179	18,960,402,404
Support Services Conditional Grant - Non Wage Recu	-	-	-
Transitional Conditional Grant – Development	19,801,980	19,801,980	19,801,980
Urban Unconditional Grant Wage	538,864,352	538,864,352	404,148,264
Jinja city	41,184,892,170	41,659,043,042	21,990,129,547
Gratuity	790,751,228	790,751,228	790,751,228
Pensions	1,515,061,817	1,515,061,817	1,515,061,817
Pensions Arrears	381,432,344	381,432,344	381,432,344
Salary Arrears	54,894,568	54,894,568	54,894,568

LG/Item	Sum of Approved Budget	Sum of Revised Budget	Sum of Release
Sector Conditional Grant - Development	2,490,816,589	2,563,140,582	2,548,415,264
Sector Conditional Grant - Non Wage Recurrent	753,170,909	1,053,594,248	898,291,245
Sector Conditional Grant - Wage Recurrent	16,618,728,828	16,720,132,368	12,565,450,161
Support Services Conditional Grant - Non Wage Recu	-	-	-
Transitional Conditional Grant – Development	200,000,000	200,000,000	200,000,001
Urban Discretionary Equalisation Development Grant	14,448,631,055	14,448,631,055	-
Urban Unconditional Grant Wage	3,582,287,652	3,582,287,652	2,686,715,739
Urban Unconditional Non-Wage	349,117,180	349,117,180	349,117,180
Jinja District	31,488,694,790	35,891,706,554	30,392,988,079
District Discretionary Equalisation Development Gr	354,461,568	354,461,568	354,461,568
District Unconditional Grant Non-Wage	555,544,878	655,544,878	655,544,876
District Unconditional Grant Wage	1,669,280,319	1,669,280,319	1,251,960,240
Gratuity	1,524,660,689	1,524,660,689	1,524,660,688
Pensions	2,583,024,558	3,546,522,572	3,546,522,571
Pensions Arrears	-	-	-
Salary Arrears	10,874,313	10,874,313	10,874,313
Sector Conditional Grant - Development	2,861,237,040	3,278,270,354	3,206,375,042
Sector Conditional Grant - Non Wage Recurrent	1,084,151,286	1,469,893,699	1,266,805,159
Sector Conditional Grant - Wage Recurrent	18,611,600,879	21,148,338,902	16,495,438,682
Support Services Conditional Grant - Non Wage Recu	-	-	-
Transitional Conditional Grant – Development	1,619,801,980	1,619,801,980	1,619,801,980
Urban Unconditional Grant Wage	614,057,280	614,057,280	460,542,960
Kaabong District	13,527,573,324	14,392,929,576	11,445,621,571
District Discretionary Equalisation Development Gr	255,281,153	255,281,153	255,281,154
District Unconditional Grant Non-Wage	579,446,946	985,113,446	985,113,444
District Unconditional Grant Wage	1,475,374,817	1,475,374,817	1,106,531,112
Gratuity	32,711,542	32,711,542	32,711,540
Pensions	300,714,355	300,714,355	300,714,356
Pensions Arrears	-	-	-

LG/Item	Sum of Approved Budget	Sum of Revised Budget	Sum of Release
Salary Arrears	10,210,417	10,210,417	10,210,417
Sector Conditional Grant - Development	1,003,919,559	1,043,421,082	995,280,626
Sector Conditional Grant - Non Wage Recurrent	1,759,702,595	2,179,890,824	1,672,169,472
Sector Conditional Grant - Wage Recurrent	7,994,056,972	7,994,056,972	5,995,542,729
Support Services Conditional Grant - Non Wage Recu	-	-	-
Transitional Conditional Grant – Development	19,801,980	19,801,980	19,801,980
Urban Unconditional Grant Wage	96,352,988	96,352,988	72,264,741
Kabale District	36,852,043,299	40,786,444,605	34,882,296,169
District Discretionary Equalisation Development Gr	199,528,031	199,528,031	199,528,032
District Unconditional Grant Non-Wage	565,896,068	630,216,068	630,216,068
District Unconditional Grant Wage	3,135,066,107	3,135,066,107	2,351,299,581
Gratuity	1,144,275,004	1,144,275,004	1,144,275,004
Pensions	3,655,628,729	4,377,171,953	4,377,171,952
Pensions Arrears	2,346,465,307	2,346,465,307	2,346,465,307
Salary Arrears	95,320,682	95,320,682	95,320,682
Sector Conditional Grant - Development	3,505,235,679	4,546,379,119	4,508,433,112
Sector Conditional Grant - Non Wage Recurrent	1,670,538,615	2,178,951,248	1,778,747,359
Sector Conditional Grant - Wage Recurrent	18,411,726,210	19,410,708,219	14,807,776,665
Support Services Conditional Grant - Non Wage Recu	420,000,000	420,000,000	420,000,000
Transitional Conditional Grant – Development	1,385,161,026	1,985,161,026	1,985,161,026
Urban Unconditional Grant Wage	317,201,841	317,201,841	237,901,381
Kabale Municipal Council	19,833,241,557	20,402,370,694	9,629,608,925
Gratuity	461,283,640	461,283,640	461,283,640
Pensions	704,420,625	780,000,000	780,000,000
Pensions Arrears	-	-	-
Salary Arrears	-	-	-
Sector Conditional Grant - Development	1,438,040,142	1,465,662,146	1,458,865,845
Sector Conditional Grant - Non Wage Recurrent	331,585,132	495,976,858	424,298,550
Sector Conditional Grant - Wage Recurrent	7,134,989,056	7,436,525,088	5,652,777,824

LG/Item	Sum of Approved Budget	Sum of Revised Budget	Sum of Release
Support Services Conditional Grant - Non Wage Recu	-	-	-
Transitional Conditional Grant – Development	-	-	-
Urban Discretionary Equalisation Development Grant	8,704,747,818	8,704,747,818	-
Urban Unconditional Grant Wage	823,168,313	823,168,313	617,376,234
Urban Unconditional Non-Wage	235,006,831	235,006,831	235,006,832
Kabarole District	23,977,961,351	27,491,814,538	23,928,319,949
District Discretionary Equalisation Development Gr	562,363,705	562,363,705	562,363,704
District Unconditional Grant Non-Wage	601,099,305	732,432,605	732,432,604
District Unconditional Grant Wage	1,766,291,511	1,766,291,511	1,324,718,633
Gratuity	689,159,327	689,159,327	689,159,328
Pensions	2,531,400,958	2,531,400,958	2,531,400,957
Pensions Arrears	-	-	-
Salary Arrears	43,582,544	43,582,544	43,582,544
Sector Conditional Grant - Development	5,002,452,076	8,011,693,543	7,982,242,910
Sector Conditional Grant - Non Wage Recurrent	1,334,349,658	1,707,628,078	1,397,022,075
Sector Conditional Grant - Wage Recurrent	9,884,046,302	9,884,046,302	7,413,034,726
Support Services Conditional Grant - Non Wage Recu	-	-	-
Transitional Conditional Grant – Development	319,801,980	319,801,980	319,801,980
Urban Unconditional Grant Wage	1,243,413,985	1,243,413,985	932,560,488
Kaberamaido District	13,686,560,368	15,227,885,429	12,675,941,219
District Discretionary Equalisation Development Gr	246,983,128	246,983,128	246,983,127
District Unconditional Grant Non-Wage	407,892,738	633,225,938	633,225,940
District Unconditional Grant Wage	1,070,609,401	1,163,882,804	896,230,454
Gratuity	493,355,064	493,355,064	493,355,064
Pensions	1,045,646,956	1,192,096,426	1,192,096,426
Pensions Arrears	-	-	-
Salary Arrears	8,468,304	8,468,304	8,468,304
Sector Conditional Grant - Development	1,017,596,581	1,049,538,412	1,033,114,019
Sector Conditional Grant - Non Wage Recurrent	817,428,647	1,142,479,571	969,256,991

LG/Item	Sum of Approved Budget	Sum of Revised Budget	Sum of Release
Sector Conditional Grant - Wage Recurrent	8,199,314,849	8,918,591,082	6,868,762,369
Support Services Conditional Grant - Non Wage Recu	-	-	-
Transitional Conditional Grant – Development	200,000,000	200,000,000	200,000,000
Urban Unconditional Grant Wage	179,264,700	179,264,700	134,448,525
Kagadi District	31,028,161,673	37,989,826,078	32,140,917,389
District Discretionary Equalisation Development Gr	437,941,184	437,941,184	437,941,185
District Unconditional Grant Non-Wage	761,085,417	1,773,738,417	1,773,738,416
District Unconditional Grant Wage	2,387,808,901	4,670,636,556	4,073,684,330
Gratuity	1,084,799,023	1,084,799,023	1,084,799,024
Pensions	279,245,498	279,245,498	279,245,498
Pensions Arrears	-	-	-
Salary Arrears	147,885,463	147,885,463	147,885,463
Sector Conditional Grant - Development	4,617,281,304	6,506,934,411	6,421,414,305
Sector Conditional Grant - Non Wage Recurrent	3,216,241,416	3,889,581,186	2,987,629,137
Sector Conditional Grant - Wage Recurrent	16,737,973,737	17,818,600,181	13,634,106,747
Support Services Conditional Grant - Non Wage Recu	-	-	-
Transitional Conditional Grant – Development	1,037,936,230	1,037,936,230	1,037,936,230
Urban Unconditional Grant Wage	319,963,500	342,527,929	262,537,054
Kakumiro District	23,988,939,723	29,253,592,799	25,525,080,821
District Discretionary Equalisation Development Gr	521,157,689	521,157,689	521,157,690
District Unconditional Grant Non-Wage	715,464,186	1,188,713,083	1,188,713,085
District Unconditional Grant Wage	1,596,726,314	1,928,898,830	1,529,717,252
Gratuity	619,021,277	619,021,277	619,021,276
Pensions	277,116,660	277,116,660	277,116,659
Pensions Arrears	66,960,357	66,960,357	66,960,357
Salary Arrears	-	-	-
Sector Conditional Grant - Development	6,067,859,173	7,652,612,285	7,593,144,660
Sector Conditional Grant - Non Wage Recurrent	2,325,619,210	2,849,549,041	2,222,363,842
Sector Conditional Grant - Wage Recurrent	10,438,811,111	12,664,240,199	10,054,537,422

LG/Item	Sum of Approved Budget	Sum of Revised Budget	Sum of Release
Support Services Conditional Grant - Non Wage Recu	-	-	-
Transitional Conditional Grant – Development	1,228,304,550	1,228,304,550	1,228,304,549
Urban Unconditional Grant Wage	131,899,196	257,018,828	224,044,029
Kalaki District	13,089,069,189	14,062,764,639	11,667,096,279
District Discretionary Equalisation Development Gr	296,455,431	296,455,431	296,455,431
District Unconditional Grant Non-Wage	413,018,482	578,918,482	578,918,480
District Unconditional Grant Wage	1,636,919,584	1,636,919,584	1,227,689,688
Gratuity	315,446,243	315,446,243	315,446,244
Pensions	113,097,580	222,416,286	222,416,287
Pensions Arrears	-	-	-
Salary Arrears	-	-	-
Sector Conditional Grant - Development	2,359,666,726	2,403,934,739	2,384,678,556
Sector Conditional Grant - Non Wage Recurrent	898,090,175	1,217,018,906	1,013,930,366
Sector Conditional Grant - Wage Recurrent	6,831,655,072	7,166,935,072	5,459,021,305
Support Services Conditional Grant - Non Wage Recu	-	-	-
Transitional Conditional Grant – Development	-	-	-
Urban Unconditional Grant Wage	224,719,896	224,719,896	168,539,922
Kalangala District	13,347,926,168	15,350,427,311	12,957,187,649
District Discretionary Equalisation Development Gr	137,027,911	137,027,911	137,027,910
District Unconditional Grant Non-Wage	361,514,266	361,514,266	361,514,264
District Unconditional Grant Wage	1,484,907,486	1,484,907,486	1,113,680,613
Gratuity	397,838,056	397,838,056	397,838,056
Pensions	311,896,682	440,353,561	440,353,560
Pensions Arrears	-	-	-
Salary Arrears	-	-	-
Sector Conditional Grant - Development	2,310,177,381	3,278,446,236	3,268,818,145
Sector Conditional Grant - Non Wage Recurrent	681,400,700	910,544,109	808,999,840
Sector Conditional Grant - Wage Recurrent	7,551,662,915	8,228,294,915	6,340,379,187
Support Services Conditional Grant - Non Wage Recu	-	-	-

LG/Item	Sum of Approved Budget	Sum of Revised Budget	Sum of Release
Transitional Conditional Grant – Development	19,801,980	19,801,980	19,801,980
Urban Unconditional Grant Wage	91,698,791	91,698,791	68,774,094
Kaliro District	27,660,920,031	29,962,977,602	24,748,683,232
District Discretionary Equalisation Development Gr	485,214,654	485,214,654	485,214,654
District Unconditional Grant Non-Wage	535,734,106	685,734,106	685,734,108
District Unconditional Grant Wage	1,624,408,556	1,624,408,556	1,218,306,417
Gratuity	1,831,199,109	1,831,199,109	1,831,199,108
Pensions	948,962,828	948,962,828	948,962,829
Pensions Arrears	8,232,048	8,232,048	8,232,048
Salary Arrears	14,713,044	14,713,044	14,713,044
Sector Conditional Grant - Development	3,100,120,517	4,152,703,704	4,103,430,531
Sector Conditional Grant - Non Wage Recurrent	2,135,527,898	2,662,818,312	2,143,150,577
Sector Conditional Grant - Wage Recurrent	16,632,858,690	17,205,042,660	13,046,827,986
Support Services Conditional Grant - Non Wage Recu	-	-	-
Transitional Conditional Grant – Development	19,801,980	19,801,980	19,801,980
Urban Unconditional Grant Wage	324,146,601	324,146,601	243,109,950
Kalungu District	22,042,593,258	23,020,377,861	18,849,892,191
District Discretionary Equalisation Development Gr	236,492,655	236,492,655	236,492,655
District Unconditional Grant Non-Wage	432,895,606	432,895,606	432,895,604
District Unconditional Grant Wage	1,416,593,496	1,416,593,496	1,062,445,122
Gratuity	1,942,399,000	1,942,399,000	1,942,399,000
Pensions	724,130,180	790,477,380	790,477,380
Pensions Arrears	-	-	-
Salary Arrears	-	-	-
Sector Conditional Grant - Development	1,566,743,033	1,677,370,996	1,617,681,801
Sector Conditional Grant - Non Wage Recurrent	1,160,977,386	1,533,111,728	1,312,103,609
Sector Conditional Grant - Wage Recurrent	13,633,457,706	14,062,132,804	10,653,768,378
Support Services Conditional Grant - Non Wage Recu	-	-	-
Transitional Conditional Grant – Development	419,801,980	419,801,980	419,801,980

LG/Item	Sum of Approved Budget	Sum of Revised Budget	Sum of Release
Urban Unconditional Grant Wage	509,102,216	509,102,216	381,826,662
Kamuli District	45,828,889,463	51,374,284,178	43,620,732,804
District Discretionary Equalisation Development Gr	661,425,080	661,425,080	661,425,081
District Unconditional Grant Non-Wage	795,026,195	1,095,026,195	1,095,026,196
District Unconditional Grant Wage	2,655,525,420	2,655,525,420	1,991,644,065
Gratuity	1,648,436,616	1,648,436,616	1,648,436,616
Pensions	3,005,936,984	3,340,235,288	3,340,235,287
Pensions Arrears	3,008,984,822	3,008,984,822	3,008,984,822
Salary Arrears	218,719,895	218,719,895	218,719,895
Sector Conditional Grant - Development	5,802,277,421	8,317,693,263	8,154,051,972
Sector Conditional Grant - Non Wage Recurrent	2,220,061,693	2,882,846,262	2,404,990,872
Sector Conditional Grant - Wage Recurrent	25,792,693,357	27,525,589,357	21,077,416,018
Support Services Conditional Grant - Non Wage Recu	-	-	-
Transitional Conditional Grant – Development	19,801,980	19,801,980	19,801,980
Urban Unconditional Grant Wage	-	-	-
Kamuli Municipal Council	19,508,685,475	19,877,439,014	5,764,670,129
Gratuity	143,522,491	143,522,491	143,522,492
Pensions	174,505,440	189,979,735	189,979,735
Pensions Arrears	-	-	-
Salary Arrears	-	-	-
Sector Conditional Grant - Development	1,373,881,476	1,457,801,395	1,452,137,812
Sector Conditional Grant - Non Wage Recurrent	309,023,322	476,742,647	417,010,723
Sector Conditional Grant - Wage Recurrent	3,593,106,318	3,694,746,318	2,796,469,737
Support Services Conditional Grant - Non Wage Recu	-	-	-
Transitional Conditional Grant – Development	-	-	-
Urban Discretionary Equalisation Development Grant	12,975,993,313	12,975,993,313	-
Urban Unconditional Grant Wage	692,413,942	692,413,942	519,310,458
Urban Unconditional Non-Wage	246,239,173	246,239,173	246,239,172
Kamwenge District	31,272,059,904	34,162,503,874	24,574,469,462

LG/Item	Sum of Approved Budget	Sum of Revised Budget	Sum of Release
District Discretionary Equalisation Development Gr	5,359,966,695	5,359,966,695	413,096,829
District Unconditional Grant Non-Wage	554,777,202	924,403,132	924,403,134
District Unconditional Grant Wage	2,037,099,839	2,037,099,839	1,527,824,880
Gratuity	1,247,835,764	1,247,835,764	1,247,835,764
Pensions	1,227,900,057	1,227,900,057	1,227,900,057
Pensions Arrears	68,210,661	68,210,661	68,210,661
Salary Arrears	116,647,099	116,647,099	116,647,099
Sector Conditional Grant - Development	4,429,641,308	4,631,103,783	4,522,983,099
Sector Conditional Grant - Non Wage Recurrent	1,596,455,393	2,044,578,958	1,674,241,031
Sector Conditional Grant - Wage Recurrent	14,395,156,717	16,266,388,717	12,667,599,537
Support Services Conditional Grant - Non Wage Recu	-	-	-
Transitional Conditional Grant – Development	19,801,980	19,801,980	19,801,980
Urban Unconditional Grant Wage	218,567,189	218,567,189	163,925,391
Kanungu District	34,388,652,273	37,368,268,940	30,256,986,146
District Discretionary Equalisation Development Gr	336,911,262	336,911,262	336,911,262
District Unconditional Grant Non-Wage	659,142,533	1,124,089,033	1,124,089,032
District Unconditional Grant Wage	2,045,472,040	2,045,472,040	1,534,104,030
Gratuity	1,431,348,508	1,431,348,508	1,431,348,508
Pensions	1,661,090,287	1,661,090,287	1,661,090,287
Pensions Arrears	53,461,838	53,461,838	53,461,838
Salary Arrears	41,740,327	41,740,327	41,740,327
Sector Conditional Grant - Development	1,735,568,854	3,549,093,995	3,493,590,879
Sector Conditional Grant - Non Wage Recurrent	2,367,959,385	2,896,983,997	2,311,611,144
Sector Conditional Grant - Wage Recurrent	23,160,164,876	23,332,285,290	17,542,244,071
Support Services Conditional Grant - Non Wage Recu	-	-	-
Transitional Conditional Grant – Development	219,801,980	219,801,980	219,801,980
Urban Unconditional Grant Wage	675,990,383	675,990,383	506,992,788
Kapchorwa District	18,504,733,383	19,599,225,113	16,350,625,588
District Discretionary Equalisation Development Gr	248,924,404	248,924,404	248,924,403

LG/Item	Sum of Approved Budget	Sum of Revised Budget	Sum of Release
District Unconditional Grant Non-Wage	560,912,895	642,246,195	642,246,196
District Unconditional Grant Wage	1,960,241,198	1,960,241,198	1,470,180,897
Gratuity	369,626,763	369,626,763	369,626,764
Pensions	1,328,783,702	1,328,783,702	1,328,783,701
Pensions Arrears	278,280,250	278,280,250	278,280,250
Salary Arrears	55,706,555	55,706,555	55,706,555
Sector Conditional Grant - Development	2,840,492,935	3,040,931,607	2,991,555,814
Sector Conditional Grant - Non Wage Recurrent	1,391,089,607	1,767,058,013	1,420,612,855
Sector Conditional Grant - Wage Recurrent	9,450,873,094	9,887,624,446	7,524,906,173
Support Services Conditional Grant - Non Wage Recu	-	-	-
Transitional Conditional Grant – Development	19,801,980	19,801,980	19,801,980
Urban Unconditional Grant Wage	-	-	-
Kapchorwa Municipal Council	6,373,450,935	7,013,130,200	5,623,864,867
Gratuity	85,876,207	85,876,207	85,876,208
Pensions	192,472,691	245,183,251	245,183,251
Pensions Arrears	-	-	-
Salary Arrears	-	-	-
Sector Conditional Grant - Development	223,093,090	254,987,059	239,695,384
Sector Conditional Grant - Non Wage Recurrent	580,044,495	792,697,921	631,421,728
Sector Conditional Grant - Wage Recurrent	4,291,518,212	4,611,331,556	3,538,452,003
Support Services Conditional Grant - Non Wage Recu	-	-	-
Transitional Conditional Grant – Development	-	-	-
Urban Discretionary Equalisation Development Grant	88,108,471	88,108,471	88,108,470
Urban Unconditional Grant Wage	559,271,650	581,879,616	442,061,703
Urban Unconditional Non-Wage	353,066,119	353,066,119	353,066,120
Kapelebyong District	12,577,876,908	13,266,842,773	10,982,062,001
District Discretionary Equalisation Development Gr	207,692,910	207,692,910	207,692,910
District Unconditional Grant Non-Wage	380,102,857	530,102,857	530,102,856
District Unconditional Grant Wage	973,041,939	973,041,939	729,781,455

LG/Item	Sum of Approved Budget	Sum of Revised Budget	Sum of Release
Gratuity	238,770,094	238,770,094	238,770,096
Pensions	91,216,065	226,284,444	226,284,444
Pensions Arrears	-	-	-
Salary Arrears	-	-	-
Sector Conditional Grant - Development	2,726,120,891	2,770,287,930	2,738,571,866
Sector Conditional Grant - Non Wage Recurrent	1,239,908,365	1,598,661,041	1,264,162,267
Sector Conditional Grant - Wage Recurrent	6,551,221,807	6,552,199,578	4,914,394,127
Support Services Conditional Grant - Non Wage Recu	-	-	-
Transitional Conditional Grant – Development	19,801,980	19,801,980	19,801,980
Urban Unconditional Grant Wage	150,000,000	150,000,000	112,500,000
Karenga District	9,034,086,821	10,934,049,877	9,194,861,306
District Discretionary Equalisation Development Gr	137,167,743	137,167,743	137,167,743
District Unconditional Grant Non-Wage	380,746,876	480,746,876	480,746,876
District Unconditional Grant Wage	1,520,202,859	1,710,778,519	1,330,727,805
Gratuity	11,410,932	11,410,932	11,410,932
Pensions	53,592,684	53,592,684	53,592,685
Pensions Arrears	-	-	-
Salary Arrears	-	-	-
Sector Conditional Grant - Development	1,294,363,868	1,317,225,647	1,296,270,390
Sector Conditional Grant - Non Wage Recurrent	848,101,951	1,141,084,364	920,076,245
Sector Conditional Grant - Wage Recurrent	4,288,463,287	5,406,170,299	4,334,054,478
Support Services Conditional Grant - Non Wage Recu	-	-	-
Transitional Conditional Grant – Development	319,801,980	319,801,980	319,801,980
Urban Unconditional Grant Wage	180,234,641	356,070,833	311,012,172
Kasanda District	24,607,024,161	26,467,708,718	22,453,207,982
District Discretionary Equalisation Development Gr	496,898,551	496,898,551	496,898,550
District Unconditional Grant Non-Wage	641,047,902	866,011,102	866,011,104
District Unconditional Grant Wage	1,503,467,617	1,503,467,617	1,127,600,712
Gratuity	854,853,512	854,853,512	854,853,512

LG/Item	Sum of Approved Budget	Sum of Revised Budget	Sum of Release
Pensions	362,561,471	362,561,471	362,561,471
Pensions Arrears	188,698,850	188,698,850	188,698,850
Salary Arrears	-	-	-
Sector Conditional Grant - Development	6,315,220,389	7,440,482,575	7,388,377,610
Sector Conditional Grant - Non Wage Recurrent	2,076,493,220	2,586,952,391	2,037,418,692
Sector Conditional Grant - Wage Recurrent	11,964,835,293	11,964,835,293	8,973,626,469
Support Services Conditional Grant - Non Wage Recu	-	-	-
Transitional Conditional Grant – Development	19,801,980	19,801,980	19,801,980
Urban Unconditional Grant Wage	183,145,376	183,145,376	137,359,032
Kasese District	60,355,966,400	66,803,954,261	54,588,365,608
District Discretionary Equalisation Development Gr	842,439,202	842,439,202	842,439,201
District Unconditional Grant Non-Wage	1,098,535,135	1,623,868,335	1,623,868,336
District Unconditional Grant Wage	3,111,330,161	3,218,910,755	2,441,078,215
Gratuity	2,107,295,042	2,107,295,042	2,107,295,044
Pensions	2,789,303,982	3,247,804,582	3,247,804,581
Pensions Arrears	1,415,666,125	1,415,666,125	1,415,666,125
Salary Arrears	64,443,962	64,443,962	64,443,962
Sector Conditional Grant - Development	3,973,126,589	4,837,345,417	4,725,772,829
Sector Conditional Grant - Non Wage Recurrent	4,336,165,711	5,137,032,758	3,960,313,860
Sector Conditional Grant - Wage Recurrent	39,523,015,395	43,061,605,600	33,180,851,751
Support Services Conditional Grant - Non Wage Recu	-	-	-
Transitional Conditional Grant – Development	19,801,980	19,801,980	19,801,980
Urban Unconditional Grant Wage	1,074,843,116	1,227,740,503	959,029,724
Kasese Municipal Council	27,359,641,644	28,193,661,054	8,894,268,502
Gratuity	227,883,119	227,883,119	227,883,120
Pensions	356,357,717	503,590,501	503,590,501
Pensions Arrears	14,601,326	14,601,326	14,601,326
Salary Arrears	1,781,254	1,781,254	1,781,254
Sector Conditional Grant - Development	488,473,683	529,688,656	519,494,206

LG/Item	Sum of Approved Budget	Sum of Revised Budget	Sum of Release
Sector Conditional Grant - Non Wage Recurrent	462,075,013	637,053,283	529,535,820
Sector Conditional Grant - Wage Recurrent	7,570,263,535	8,012,351,363	6,119,785,480
Support Services Conditional Grant - Non Wage Recu	-	-	-
Transitional Conditional Grant – Development	-	-	-
Urban Discretionary Equalisation Development Grant	17,076,927,164	17,076,927,164	-
Urban Unconditional Grant Wage	848,750,382	877,255,937	665,068,343
Urban Unconditional Non-Wage	312,528,451	312,528,451	312,528,452
Katakwi District	26,279,376,729	27,620,035,892	23,182,650,708
District Discretionary Equalisation Development Gr	441,334,665	441,334,665	441,334,665
District Unconditional Grant Non-Wage	586,132,068	955,465,168	955,465,168
District Unconditional Grant Wage	1,604,254,136	1,604,254,136	1,203,190,602
Gratuity	556,077,623	556,077,623	556,077,624
Pensions	1,227,113,138	1,623,899,559	1,623,899,558
Pensions Arrears	199,115,086	199,115,086	199,115,086
Salary Arrears	82,986,248	82,986,248	82,986,248
Sector Conditional Grant - Development	5,353,346,099	5,430,289,122	5,368,556,066
Sector Conditional Grant - Non Wage Recurrent	2,334,975,164	2,832,571,783	2,181,493,814
Sector Conditional Grant - Wage Recurrent	13,116,615,562	13,116,615,562	9,837,461,672
Support Services Conditional Grant - Non Wage Recu	-	-	-
Transitional Conditional Grant – Development	600,000,000	600,000,000	600,000,000
Urban Unconditional Grant Wage	177,426,940	177,426,940	133,070,205
Kayunga District	35,299,753,771	40,213,351,267	33,592,319,259
District Discretionary Equalisation Development Gr	815,140,240	815,140,240	815,140,239
District Unconditional Grant Non-Wage	616,389,591	827,109,591	827,109,592
District Unconditional Grant Wage	1,650,677,906	1,650,677,906	1,238,008,428
Gratuity	862,905,174	862,905,174	862,905,175
Pensions	1,223,720,507	1,566,940,687	1,566,940,687
Pensions Arrears	891,173,012	891,173,012	891,173,012
Salary Arrears	353,167,303	353,167,303	353,167,303

LG/Item	Sum of Approved Budget	Sum of Revised Budget	Sum of Release
Sector Conditional Grant - Development	4,479,645,850	5,188,383,137	5,058,049,559
Sector Conditional Grant - Non Wage Recurrent	1,711,403,032	2,218,582,667	1,794,486,008
Sector Conditional Grant - Wage Recurrent	22,416,744,487	23,736,316,713	18,132,130,591
Support Services Conditional Grant - Non Wage Recu	-	-	-
Transitional Conditional Grant – Development	79,801,980	1,889,801,980	1,889,801,980
Urban Unconditional Grant Wage	198,984,689	213,152,857	163,406,685
Kazo District	17,809,485,781	18,584,074,445	15,496,675,317
District Discretionary Equalisation Development Gr	297,983,694	297,983,694	297,983,694
District Unconditional Grant Non-Wage	489,708,119	489,708,119	489,708,120
District Unconditional Grant Wage	1,710,247,143	1,710,247,143	1,282,685,358
Gratuity	252,184,939	252,184,939	252,184,940
Pensions	67,220,870	172,828,691	172,828,692
Pensions Arrears	-	-	-
Salary Arrears	31,233,300	31,233,300	31,233,300
Sector Conditional Grant - Development	3,749,231,490	4,047,695,196	4,018,810,922
Sector Conditional Grant - Non Wage Recurrent	1,186,593,215	1,557,110,352	1,252,477,540
Sector Conditional Grant - Wage Recurrent	9,029,271,677	9,029,271,677	6,771,953,757
Support Services Conditional Grant - Non Wage Recu	-	-	-
Transitional Conditional Grant – Development	719,801,980	719,801,980	719,801,980
Urban Unconditional Grant Wage	276,009,354	276,009,354	207,007,014
Kibaale District	23,449,091,491	24,721,094,285	21,437,301,325
District Discretionary Equalisation Development Gr	303,014,063	303,014,063	303,014,064
District Unconditional Grant Non-Wage	635,520,843	748,187,443	748,187,444
District Unconditional Grant Wage	1,873,125,278	1,873,125,278	1,404,843,957
Gratuity	180,028,007	180,028,007	180,028,008
Pensions	1,385,108,933	1,385,108,933	1,385,108,933
Pensions Arrears	-	-	-
Salary Arrears	-	-	-
Sector Conditional Grant - Development	5,920,624,875	6,701,626,876	6,621,852,701

LG/Item	Sum of Approved Budget	Sum of Revised Budget	Sum of Release
Sector Conditional Grant - Non Wage Recurrent	1,550,805,498	1,929,139,691	1,588,667,726
Sector Conditional Grant - Wage Recurrent	9,074,844,618	9,074,844,618	6,806,133,465
Support Services Conditional Grant - Non Wage Recu	-	-	-
Transitional Conditional Grant – Development	2,019,801,980	2,019,801,980	2,019,801,980
Urban Unconditional Grant Wage	506,217,396	506,217,396	379,663,047
Kiboga District	20,181,858,493	22,929,736,998	18,712,384,438
District Discretionary Equalisation Development Gr	340,698,410	340,698,410	340,698,411
District Unconditional Grant Non-Wage	442,930,279	717,196,779	717,196,780
District Unconditional Grant Wage	1,697,471,488	1,697,471,488	1,273,103,616
Gratuity	343,099,155	343,099,155	343,099,156
Pensions	656,260,585	737,494,247	737,494,247
Pensions Arrears	-	-	-
Salary Arrears	40,431,399	40,431,399	40,431,399
Sector Conditional Grant - Development	1,458,102,563	2,499,281,092	2,466,432,310
Sector Conditional Grant - Non Wage Recurrent	1,428,299,630	1,783,691,444	1,437,246,286
Sector Conditional Grant - Wage Recurrent	13,214,941,960	14,210,749,960	10,907,014,470
Support Services Conditional Grant - Non Wage Recu	-	-	-
Transitional Conditional Grant – Development	119,801,980	119,801,980	119,801,980
Urban Unconditional Grant Wage	439,821,044	439,821,044	329,865,783
Kibuku District	20,947,820,192	24,736,470,888	20,883,938,029
District Discretionary Equalisation Development Gr	722,204,294	722,204,294	722,204,295
District Unconditional Grant Non-Wage	567,352,839	1,018,019,239	1,018,019,240
District Unconditional Grant Wage	1,419,346,417	1,419,346,417	1,064,509,812
Gratuity	517,777,043	517,777,043	517,777,044
Pensions	556,033,905	736,652,705	736,652,705
Pensions Arrears	81,197,847	81,197,847	81,197,847
Salary Arrears	25,442,966	25,442,966	25,442,966
Sector Conditional Grant - Development	3,234,427,757	5,268,954,101	5,216,849,137
Sector Conditional Grant - Non Wage Recurrent	1,939,806,741	2,378,227,602	1,828,693,904

LG/Item	Sum of Approved Budget	Sum of Revised Budget	Sum of Release
Sector Conditional Grant - Wage Recurrent	11,427,016,619	12,093,867,630	9,237,113,476
Support Services Conditional Grant - Non Wage Recu	-	-	-
Transitional Conditional Grant – Development	300,000,000	300,000,000	300,000,000
Urban Unconditional Grant Wage	157,213,764	174,781,044	135,477,603
Kikuube District	17,100,863,601	18,390,128,893	15,312,999,829
District Discretionary Equalisation Development Gr	352,559,001	352,559,001	352,559,001
District Unconditional Grant Non-Wage	498,092,136	498,092,136	498,092,136
District Unconditional Grant Wage	1,401,954,687	1,401,954,687	1,051,466,016
Gratuity	724,480,198	724,480,198	724,480,199
Pensions	251,369,250	265,510,719	265,510,719
Pensions Arrears	-	-	-
Salary Arrears	-	-	-
Sector Conditional Grant - Development	2,501,523,865	2,741,320,319	2,724,895,927
Sector Conditional Grant - Non Wage Recurrent	1,003,108,791	1,437,778,632	1,264,556,054
Sector Conditional Grant - Wage Recurrent	9,914,973,693	10,515,631,221	8,036,887,797
Support Services Conditional Grant - Non Wage Recu	-	-	-
Transitional Conditional Grant – Development	219,801,980	219,801,980	219,801,980
Urban Unconditional Grant Wage	233,000,000	233,000,000	174,750,000
Kira Municipal Council	11,932,100,297	13,272,240,024	11,928,204,555
Gratuity	434,483,295	434,483,295	434,483,296
Pensions	114,679,173	114,679,173	114,679,174
Pensions Arrears	-	-	-
Salary Arrears	-	-	-
Sector Conditional Grant - Development	1,390,521,861	1,499,411,639	1,496,013,490
Sector Conditional Grant - Non Wage Recurrent	375,781,579	556,496,467	520,657,312
Sector Conditional Grant - Wage Recurrent	4,538,409,467	4,970,231,515	3,835,629,149
Support Services Conditional Grant - Non Wage Recu	-	-	-
Transitional Conditional Grant – Development	3,317,305,074	3,317,305,074	3,317,305,074
Urban Discretionary Equalisation Development Grant	628,009,708	628,009,708	628,009,707

LG/Item	Sum of Approved Budget	Sum of Revised Budget	Sum of Release
Urban Unconditional Grant Wage	680,783,199	1,067,556,212	897,360,413
Urban Unconditional Non-Wage	452,126,941	684,066,941	684,066,940
Kiruhura District	17,796,204,391	20,627,820,093	17,590,887,940
District Discretionary Equalisation Development Gr	258,877,412	258,877,412	258,877,413
District Unconditional Grant Non-Wage	523,930,707	838,223,192	838,223,193
District Unconditional Grant Wage	1,448,116,284	1,448,116,284	1,086,087,213
Gratuity	176,705,050	176,705,050	176,705,048
Pensions	726,210,128	936,476,820	936,476,820
Pensions Arrears	-	-	-
Salary Arrears	-	-	-
Sector Conditional Grant - Development	3,534,699,435	5,484,897,901	5,453,181,835
Sector Conditional Grant - Non Wage Recurrent	1,393,110,426	1,749,968,485	1,415,469,712
Sector Conditional Grant - Wage Recurrent	8,982,734,262	8,982,734,262	6,737,050,695
Support Services Conditional Grant - Non Wage Recu	-	-	-
Transitional Conditional Grant – Development	499,801,980	499,801,980	499,801,980
Urban Unconditional Grant Wage	252,018,707	252,018,707	189,014,031
Kiryandongo District	25,325,020,064	29,258,823,172	19,808,257,810
District Discretionary Equalisation Development Gr	5,914,530,414	5,914,530,414	337,413,891
District Unconditional Grant Non-Wage	491,662,726	783,646,923	783,646,921
District Unconditional Grant Wage	1,139,737,653	1,139,737,653	854,803,239
Gratuity	543,987,914	543,987,914	543,987,912
Pensions	358,584,839	611,546,279	611,546,280
Pensions Arrears	-	-	-
Salary Arrears	40,790,668	40,790,668	40,790,668
Sector Conditional Grant - Development	2,167,392,017	2,276,978,299	2,252,624,893
Sector Conditional Grant - Non Wage Recurrent	1,319,276,880	1,755,915,501	1,499,068,229
Sector Conditional Grant - Wage Recurrent	12,776,717,957	15,619,350,525	12,425,171,035
Support Services Conditional Grant - Non Wage Recu	-	-	-
Transitional Conditional Grant – Development	119,801,980	119,801,980	119,801,980

LG/Item	Sum of Approved Budget	Sum of Revised Budget	Sum of Release
Urban Unconditional Grant Wage	452,537,016	452,537,016	339,402,762
Kisoro District	34,997,290,254	38,410,048,702	31,295,119,376
District Discretionary Equalisation Development Gr	397,227,432	397,227,432	397,227,432
District Unconditional Grant Non-Wage	663,620,391	963,620,391	963,620,392
District Unconditional Grant Wage	2,560,008,124	2,560,008,124	1,920,006,093
Gratuity	1,125,640,128	1,125,640,128	1,125,640,128
Pensions	1,160,859,333	1,291,638,457	1,291,638,457
Pensions Arrears	200,227,211	200,227,211	200,227,211
Salary Arrears	-	-	-
Sector Conditional Grant - Development	2,629,541,435	3,294,765,628	3,261,916,846
Sector Conditional Grant - Non Wage Recurrent	1,657,830,794	2,154,428,601	1,807,983,443
Sector Conditional Grant - Wage Recurrent	24,159,167,850	25,979,325,174	19,939,533,211
Support Services Conditional Grant - Non Wage Recu	-	-	-
Transitional Conditional Grant – Development	219,801,980	219,801,980	219,801,981
Urban Unconditional Grant Wage	223,365,576	223,365,576	167,524,182
Kisoro Municipal Council	2,688,043,601	3,084,505,862	2,539,407,765
Gratuity	105,999,605	105,999,605	105,999,604
Pensions	29,466,989	70,096,188	70,096,187
Pensions Arrears	-	-	-
Salary Arrears	-	-	-
Sector Conditional Grant - Development	78,983,385	94,406,325	90,441,816
Sector Conditional Grant - Non Wage Recurrent	222,692,715	347,528,153	305,715,806
Sector Conditional Grant - Wage Recurrent	1,362,781,516	1,495,290,100	1,154,594,721
Support Services Conditional Grant - Non Wage Recu	-	-	-
Transitional Conditional Grant – Development	-	-	-
Urban Discretionary Equalisation Development Grant	57,768,423	57,768,423	57,768,423
Urban Unconditional Grant Wage	634,503,454	717,569,554	558,943,692
Urban Unconditional Non-Wage	195,847,514	195,847,514	195,847,516
Kitagwenda District	17,328,737,730	18,497,997,197	15,108,897,161

LG/Item	Sum of Approved Budget	Sum of Revised Budget	Sum of Release
District Discretionary Equalisation Development Gr	190,911,707	190,911,707	190,911,708
District Unconditional Grant Non-Wage	437,366,691	681,366,591	681,366,592
District Unconditional Grant Wage	1,637,869,306	1,637,869,306	1,228,401,978
Gratuity	653,825,837	653,825,837	653,825,836
Pensions	132,326,700	235,117,683	235,117,682
Pensions Arrears	-	-	-
Salary Arrears	-	-	-
Sector Conditional Grant - Development	2,362,860,001	2,489,359,214	2,419,010,967
Sector Conditional Grant - Non Wage Recurrent	1,270,739,981	1,642,565,352	1,314,039,772
Sector Conditional Grant - Wage Recurrent	10,078,856,975	10,403,000,975	7,883,286,732
Support Services Conditional Grant - Non Wage Recu	-	-	-
Transitional Conditional Grant – Development	319,801,980	319,801,980	319,801,980
Urban Unconditional Grant Wage	244,178,552	244,178,552	183,133,914
Kitgum District	26,446,457,515	29,414,658,825	24,530,770,788
District Discretionary Equalisation Development Gr	462,930,058	462,930,058	462,930,057
District Unconditional Grant Non-Wage	563,969,166	914,635,566	914,635,564
District Unconditional Grant Wage	1,958,805,370	1,958,805,370	1,469,104,026
Gratuity	412,881,101	412,881,101	412,881,100
Pensions	2,204,515,086	2,634,581,477	2,634,581,476
Pensions Arrears	547,081,301	547,081,301	547,081,301
Salary Arrears	566,692,407	566,692,407	566,692,407
Sector Conditional Grant - Development	2,339,930,106	3,270,587,834	3,229,810,035
Sector Conditional Grant - Non Wage Recurrent	1,676,494,788	2,215,972,085	1,785,902,234
Sector Conditional Grant - Wage Recurrent	15,693,356,152	16,410,689,646	12,487,350,608
Support Services Conditional Grant - Non Wage Recu	-	-	-
Transitional Conditional Grant – Development	19,801,980	19,801,980	19,801,980
Urban Unconditional Grant Wage	-	-	-
Kitgum Municipal Council	15,340,523,538	15,570,408,841	4,940,603,388
Gratuity	344,001,735	344,001,735	344,001,736

LG/Item	Sum of Approved Budget	Sum of Revised Budget	Sum of Release
Pensions	822,025,029	822,025,029	822,025,030
Pensions Arrears	-	-	-
Salary Arrears	-	-	-
Sector Conditional Grant - Development	398,190,218	485,289,049	479,059,108
Sector Conditional Grant - Non Wage Recurrent	292,561,800	435,348,272	369,643,156
Sector Conditional Grant - Wage Recurrent	2,701,063,372	2,701,063,372	2,025,797,528
Support Services Conditional Grant - Non Wage Recu	-	-	-
Transitional Conditional Grant – Development	-	-	-
Urban Discretionary Equalisation Development Grant	9,664,465,157	9,664,465,157	-
Urban Unconditional Grant Wage	872,557,592	872,557,592	654,418,194
Urban Unconditional Non-Wage	245,658,635	245,658,635	245,658,636
Koboko District	17,112,319,709	19,848,830,805	16,857,679,345
District Discretionary Equalisation Development Gr	445,712,142	445,712,142	445,712,142
District Unconditional Grant Non-Wage	583,047,046	683,047,046	683,047,048
District Unconditional Grant Wage	1,345,710,983	1,345,710,983	1,009,283,238
Gratuity	1,171,628,336	1,171,628,336	1,171,628,336
Pensions	497,244,265	990,107,533	990,107,534
Pensions Arrears	-	-	-
Salary Arrears	149,261,195	149,261,195	149,261,195
Sector Conditional Grant - Development	1,884,612,389	2,724,969,938	2,697,218,381
Sector Conditional Grant - Non Wage Recurrent	1,197,960,402	1,615,530,681	1,322,844,256
Sector Conditional Grant - Wage Recurrent	9,337,142,951	10,222,862,951	7,888,577,214
Support Services Conditional Grant - Non Wage Recu	-	-	-
Transitional Conditional Grant – Development	500,000,000	500,000,000	500,000,001
Urban Unconditional Grant Wage	-	-	-
Koboko Municipal Council	8,794,055,235	8,994,699,538	7,753,184,820
Gratuity	267,701,619	267,701,619	267,701,620
Pensions	86,961,095	115,616,384	115,616,385
Pensions Arrears	-	-	-

LG/Item	Sum of Approved Budget	Sum of Revised Budget	Sum of Release
Salary Arrears	34,715,146	34,715,146	34,715,146
Sector Conditional Grant - Development	3,036,097,740	3,060,892,128	3,055,228,545
Sector Conditional Grant - Non Wage Recurrent	296,119,565	443,314,191	383,582,267
Sector Conditional Grant - Wage Recurrent	4,026,824,420	4,026,824,420	3,020,118,315
Support Services Conditional Grant - Non Wage Recu	-	-	-
Transitional Conditional Grant – Development	-	-	-
Urban Discretionary Equalisation Development Grant	104,067,623	104,067,623	104,067,624
Urban Unconditional Grant Wage	677,652,430	677,652,430	508,239,322
Urban Unconditional Non-Wage	263,915,597	263,915,597	263,915,596
Kole District	22,522,058,867	24,099,437,456	19,952,717,680
District Discretionary Equalisation Development Gr	463,193,741	463,193,741	463,193,742
District Unconditional Grant Non-Wage	549,135,336	699,135,336	699,135,336
District Unconditional Grant Wage	1,502,669,438	1,502,669,438	1,127,002,079
Gratuity	1,041,396,240	1,041,396,240	1,041,396,240
Pensions	909,724,685	909,724,685	909,724,685
Pensions Arrears	140,493,524	140,493,524	140,493,524
Salary Arrears	282,644,656	282,644,656	282,644,656
Sector Conditional Grant - Development	2,649,794,588	3,051,642,830	3,022,192,198
Sector Conditional Grant - Non Wage Recurrent	1,259,023,522	1,781,553,869	1,470,947,866
Sector Conditional Grant - Wage Recurrent	13,515,383,122	14,018,383,122	10,639,537,343
Support Services Conditional Grant - Non Wage Recu	-	-	-
Transitional Conditional Grant – Development	-	-	-
Urban Unconditional Grant Wage	208,600,015	208,600,015	156,450,011
Kotido District	12,368,070,337	13,154,527,794	11,033,054,660
District Discretionary Equalisation Development Gr	433,805,936	433,805,936	433,805,937
District Unconditional Grant Non-Wage	408,012,416	758,678,816	758,678,816
District Unconditional Grant Wage	1,441,954,452	1,441,954,452	1,081,465,839
Gratuity	57,321,813	57,321,813	57,321,812
Pensions	374,681,628	374,681,628	374,681,627

LG/Item	Sum of Approved Budget	Sum of Revised Budget	Sum of Release
Pensions Arrears	720,456,291	720,456,291	720,456,291
Salary Arrears	44,158,338	44,158,338	44,158,338
Sector Conditional Grant - Development	2,002,331,629	2,069,302,965	2,036,454,182
Sector Conditional Grant - Non Wage Recurrent	1,338,783,541	1,707,603,262	1,361,158,104
Sector Conditional Grant - Wage Recurrent	5,391,405,902	5,391,405,902	4,043,554,425
Support Services Conditional Grant - Non Wage Recu	-	-	-
Transitional Conditional Grant – Development	19,801,980	19,801,980	19,801,980
Urban Unconditional Grant Wage	135,356,411	135,356,411	101,517,309
Kotido Municipal Council	5,801,557,609	6,350,735,220	5,111,198,995
Gratuity	114,311,297	114,311,297	114,311,296
Pensions	40,270,351	106,443,115	106,443,116
Pensions Arrears	-	-	-
Salary Arrears	-	-	-
Sector Conditional Grant - Development	264,717,730	301,929,113	291,168,305
Sector Conditional Grant - Non Wage Recurrent	488,838,952	664,650,416	551,159,760
Sector Conditional Grant - Wage Recurrent	3,702,381,131	3,897,741,131	2,972,145,849
Support Services Conditional Grant - Non Wage Recu	-	-	-
Transitional Conditional Grant – Development	-	-	-
Urban Discretionary Equalisation Development Grant	192,078,077	192,078,077	192,078,078
Urban Unconditional Grant Wage	758,757,922	758,757,922	569,068,443
Urban Unconditional Non-Wage	240,202,149	314,824,149	314,824,148
Kumi District	25,695,097,300	28,198,129,716	23,533,661,447
District Discretionary Equalisation Development Gr	601,055,152	601,055,152	601,055,151
District Unconditional Grant Non-Wage	496,197,402	884,197,202	884,197,200
District Unconditional Grant Wage	1,745,089,011	1,745,089,011	1,308,816,759
Gratuity	512,447,012	512,447,012	512,447,012
Pensions	3,116,419,214	3,933,658,798	3,933,658,798
Pensions Arrears	113,448,738	113,448,738	113,448,738
Salary Arrears	87,304,219	87,304,219	87,304,219

LG/Item	Sum of Approved Budget	Sum of Revised Budget	Sum of Release
Sector Conditional Grant - Development	3,036,755,548	3,725,923,176	3,646,633,011
Sector Conditional Grant - Non Wage Recurrent	2,735,745,344	3,137,130,748	2,300,883,815
Sector Conditional Grant - Wage Recurrent	13,239,477,112	13,446,717,112	10,136,847,833
Support Services Conditional Grant - Non Wage Recu	-	-	-
Transitional Conditional Grant – Development	-	-	-
Urban Unconditional Grant Wage	11,158,548	11,158,548	8,368,911
Kumi Municipal Council	6,090,946,597	6,887,769,427	5,790,062,148
Gratuity	418,740,608	418,740,608	418,740,608
Pensions	97,671,390	216,168,959	216,168,959
Pensions Arrears	-	-	-
Salary Arrears	-	-	-
Sector Conditional Grant - Development	436,900,379	465,042,380	457,113,364
Sector Conditional Grant - Non Wage Recurrent	367,509,532	509,229,264	425,604,571
Sector Conditional Grant - Wage Recurrent	3,466,689,825	3,859,553,421	2,992,880,965
Support Services Conditional Grant - Non Wage Recu	-	-	-
Transitional Conditional Grant – Development	400,000,000	400,000,000	399,999,999
Urban Discretionary Equalisation Development Grant	103,808,910	103,808,910	103,808,910
Urban Unconditional Grant Wage	557,924,447	562,324,379	422,843,268
Urban Unconditional Non-Wage	241,701,506	352,901,506	352,901,504
Kwania District	20,207,170,535	20,805,567,470	16,561,269,191
District Discretionary Equalisation Development Gr	395,658,704	395,658,704	395,658,705
District Unconditional Grant Non-Wage	683,074,159	777,074,059	777,074,060
District Unconditional Grant Wage	2,060,390,664	2,060,390,664	1,545,292,998
Gratuity	643,310,009	643,310,009	643,310,008
Pensions	185,613,415	194,417,023	194,417,024
Pensions Arrears	-	-	-
Salary Arrears	-	-	-
Sector Conditional Grant - Development	1,176,354,884	1,218,985,261	1,191,233,704
Sector Conditional Grant - Non Wage Recurrent	1,207,916,186	1,660,879,236	1,368,192,810

LG/Item	Sum of Approved Budget	Sum of Revised Budget	Sum of Release
Sector Conditional Grant - Wage Recurrent	13,410,153,566	13,410,153,566	10,057,615,176
Support Services Conditional Grant - Non Wage Recu	-	-	-
Transitional Conditional Grant – Development	219,801,980	219,801,980	219,801,980
Urban Unconditional Grant Wage	224,896,968	224,896,968	168,672,726
Kween District	18,145,691,208	21,582,257,371	18,052,167,402
District Discretionary Equalisation Development Gr	305,370,048	305,370,048	305,370,048
District Unconditional Grant Non-Wage	537,679,057	866,149,123	866,149,122
District Unconditional Grant Wage	1,622,012,097	1,673,075,259	1,267,572,234
Gratuity	188,039,370	188,039,370	188,039,368
Pensions	332,068,270	407,192,062	407,192,062
Pensions Arrears	-	-	-
Salary Arrears	-	-	-
Sector Conditional Grant - Development	3,000,767,448	4,921,610,502	4,864,408,311
Sector Conditional Grant - Non Wage Recurrent	2,283,583,651	2,764,606,972	2,161,314,543
Sector Conditional Grant - Wage Recurrent	9,604,820,273	10,184,863,041	7,783,657,972
Support Services Conditional Grant - Non Wage Recu	-	-	-
Transitional Conditional Grant – Development	19,801,980	19,801,980	19,801,980
Urban Unconditional Grant Wage	251,549,014	251,549,014	188,661,762
Kyankwanzi District	25,555,495,385	27,561,991,960	22,969,025,891
District Discretionary Equalisation Development Gr	448,467,332	448,467,332	448,467,333
District Unconditional Grant Non-Wage	645,060,941	1,110,732,241	1,110,732,240
District Unconditional Grant Wage	1,663,530,880	1,663,530,880	1,247,648,160
Gratuity	334,327,407	334,327,407	334,327,408
Pensions	420,064,728	420,064,728	420,064,728
Pensions Arrears	-	-	-
Salary Arrears	27,404,178	27,404,178	27,404,178
Sector Conditional Grant - Development	5,399,794,570	5,807,951,581	5,740,554,941
Sector Conditional Grant - Non Wage Recurrent	2,501,536,106	2,970,255,088	2,259,445,196
Sector Conditional Grant - Wage Recurrent	13,170,179,734	13,834,129,016	10,541,584,081

LG/Item	Sum of Approved Budget	Sum of Revised Budget	Sum of Release
Support Services Conditional Grant - Non Wage Recu	-	-	-
Transitional Conditional Grant – Development	519,801,980	519,801,980	519,801,980
Urban Unconditional Grant Wage	425,327,529	425,327,529	318,995,646
Kyegegwa District	26,234,141,999	28,450,155,695	24,719,051,320
District Discretionary Equalisation Development Gr	800,239,881	800,239,881	800,239,881
District Unconditional Grant Non-Wage	620,784,632	1,309,464,432	1,309,464,432
District Unconditional Grant Wage	1,440,673,526	1,440,673,526	1,080,505,143
Gratuity	3,444,273,469	3,444,273,469	3,444,273,468
Pensions	431,962,211	431,962,211	431,962,211
Pensions Arrears	-	-	-
Salary Arrears	-	-	-
Sector Conditional Grant - Development	6,560,689,813	7,509,700,806	7,366,549,684
Sector Conditional Grant - Non Wage Recurrent	1,939,891,329	2,518,214,232	2,034,385,651
Sector Conditional Grant - Wage Recurrent	10,675,623,818	10,675,623,818	8,006,717,865
Support Services Conditional Grant - Non Wage Recu	-	-	-
Transitional Conditional Grant – Development	19,801,980	19,801,980	19,801,980
Urban Unconditional Grant Wage	300,201,340	300,201,340	225,151,005
Kyenjojo District	36,992,740,080	40,814,496,699	34,485,784,432
District Discretionary Equalisation Development Gr	807,568,576	807,568,576	807,568,575
District Unconditional Grant Non-Wage	838,582,831	1,658,494,658	1,658,494,659
District Unconditional Grant Wage	2,219,588,596	2,219,588,596	1,664,691,447
Gratuity	1,845,209,452	1,845,209,452	1,845,209,452
Pensions	1,482,915,068	1,482,915,068	1,482,915,068
Pensions Arrears	127,017,714	127,017,714	127,017,714
Salary Arrears	43,374,684	43,374,684	43,374,684
Sector Conditional Grant - Development	7,330,830,941	9,651,168,674	9,437,861,952
Sector Conditional Grant - Non Wage Recurrent	3,625,909,161	4,307,416,220	3,309,893,093
Sector Conditional Grant - Wage Recurrent	17,375,282,179	17,375,282,179	13,031,461,634
Support Services Conditional Grant - Non Wage Recu	400,000,000	400,000,000	400,000,000

LG/Item	Sum of Approved Budget	Sum of Revised Budget	Sum of Release
Transitional Conditional Grant – Development	19,801,980	19,801,980	19,801,980
Urban Unconditional Grant Wage	876,658,898	876,658,898	657,494,174
Kyotera District	28,248,420,553	31,695,574,922	25,928,517,330
District Discretionary Equalisation Development Gr	302,955,200	302,955,200	302,955,201
District Unconditional Grant Non-Wage	561,528,036	680,472,098	680,472,098
District Unconditional Grant Wage	1,895,704,120	1,895,704,120	1,421,778,090
Gratuity	793,103,090	793,103,090	793,103,092
Pensions	416,561,202	952,198,878	952,198,877
Pensions Arrears	5,645,797	5,645,797	5,645,797
Salary Arrears	65,959,207	65,959,207	65,959,207
Sector Conditional Grant - Development	3,164,038,781	4,276,468,468	4,180,752,043
Sector Conditional Grant - Non Wage Recurrent	1,710,385,369	2,141,010,308	1,746,779,611
Sector Conditional Grant - Wage Recurrent	18,879,265,199	20,128,783,204	15,408,966,905
Support Services Conditional Grant - Non Wage Recu	-	-	-
Transitional Conditional Grant – Development	119,801,980	119,801,980	119,801,980
Urban Unconditional Grant Wage	333,472,572	333,472,572	250,104,429
Lamwo District	21,512,589,424	23,297,788,848	16,153,295,901
District Discretionary Equalisation Development Gr	3,965,766,781	3,965,766,781	289,697,508
District Unconditional Grant Non-Wage	519,154,322	807,154,122	807,154,124
District Unconditional Grant Wage	1,721,940,847	1,721,940,847	1,291,455,636
Gratuity	86,419,478	86,419,478	86,419,480
Pensions	226,006,609	273,815,160	273,815,160
Pensions Arrears	-	-	-
Salary Arrears	-	-	-
Sector Conditional Grant - Development	3,204,066,929	4,171,248,895	4,122,542,080
Sector Conditional Grant - Non Wage Recurrent	1,867,284,053	2,349,493,160	1,835,798,615
Sector Conditional Grant - Wage Recurrent	9,776,967,232	9,776,967,232	7,332,725,424
Support Services Conditional Grant - Non Wage Recu	-	-	-
Transitional Conditional Grant – Development	19,801,980	19,801,980	19,801,980

LG/Item	Sum of Approved Budget	Sum of Revised Budget	Sum of Release
Urban Unconditional Grant Wage	125,181,193	125,181,193	93,885,894
Lira city	30,373,748,944	34,792,483,156	16,782,510,408
Gratuity	990,529,299	990,529,299	990,529,300
Pensions	620,169,617	702,573,259	702,573,260
Pensions Arrears	62,222,037	62,222,037	62,222,037
Salary Arrears	201,256,968	201,256,968	201,256,968
Sector Conditional Grant - Development	3,170,589,693	3,239,695,995	3,211,944,438
Sector Conditional Grant - Non Wage Recurrent	1,069,773,860	1,398,738,022	1,106,051,595
Sector Conditional Grant - Wage Recurrent	7,247,489,006	11,111,461,113	7,329,579,144
Support Services Conditional Grant - Non Wage Recu	-	-	-
Transitional Conditional Grant – Development	400,000,000	400,000,000	399,999,999
Urban Discretionary Equalisation Development Grant	13,153,360,715	13,153,360,715	-
Urban Unconditional Grant Wage	3,017,168,322	3,091,456,321	2,337,164,239
Urban Unconditional Non-Wage	441,189,427	441,189,427	441,189,428
Lira District	33,179,216,585	34,804,373,817	29,836,277,949
District Discretionary Equalisation Development Gr	572,674,846	572,674,846	572,674,845
District Unconditional Grant Non-Wage	660,926,720	886,259,920	886,259,920
District Unconditional Grant Wage	1,685,795,828	1,685,795,828	1,264,346,871
Gratuity	1,354,584,366	1,354,584,366	1,354,584,364
Pensions	3,477,638,265	3,801,537,788	3,801,537,787
Pensions Arrears	2,310,036,754	2,310,036,754	2,310,036,754
Salary Arrears	133,448,156	133,448,156	133,448,156
Sector Conditional Grant - Development	4,285,501,659	4,648,430,073	4,615,581,291
Sector Conditional Grant - Non Wage Recurrent	1,549,198,119	2,040,009,328	1,693,564,170
Sector Conditional Grant - Wage Recurrent	16,666,180,949	16,888,365,835	12,721,820,598
Support Services Conditional Grant - Non Wage Recu	480,000,000	480,000,000	480,000,000
Transitional Conditional Grant – Development	-	-	-
Urban Unconditional Grant Wage	3,230,923	3,230,923	2,423,193
Lugazi Municipal Council	24,584,426,782	25,130,035,527	5,533,927,411

LG/Item	Sum of Approved Budget	Sum of Revised Budget	Sum of Release
Gratuity	418,740,608	418,740,608	418,740,608
Pensions	140,425,373	170,688,197	170,688,197
Pensions Arrears	-	-	-
Salary Arrears	-	-	-
Sector Conditional Grant - Development	572,416,960	619,828,697	608,501,530
Sector Conditional Grant - Non Wage Recurrent	485,755,232	728,591,256	609,127,408
Sector Conditional Grant - Wage Recurrent	3,464,250,812	3,585,672,644	2,719,609,941
Support Services Conditional Grant - Non Wage Recu	-	-	-
Transitional Conditional Grant – Development	100,000,000	100,000,000	100,000,000
Urban Discretionary Equalisation Development Grant	18,441,587,425	18,441,587,425	-
Urban Unconditional Grant Wage	630,667,886	734,344,214	576,677,243
Urban Unconditional Non-Wage	330,582,486	330,582,486	330,582,484
Luuka District	23,749,317,062	25,343,260,559	20,665,967,803
District Discretionary Equalisation Development Gr	344,782,529	344,782,529	344,782,530
District Unconditional Grant Non-Wage	508,015,157	708,015,157	708,015,156
District Unconditional Grant Wage	1,226,493,631	1,226,493,631	919,870,224
Gratuity	810,902,300	810,902,300	810,902,300
Pensions	508,715,803	671,945,970	671,945,970
Pensions Arrears	139,786,791	139,786,791	139,786,791
Salary Arrears	-	-	-
Sector Conditional Grant - Development	2,999,325,167	3,795,037,666	3,694,741,522
Sector Conditional Grant - Non Wage Recurrent	1,639,138,133	2,074,138,964	1,691,854,652
Sector Conditional Grant - Wage Recurrent	15,441,368,182	15,441,368,182	11,581,026,137
Support Services Conditional Grant - Non Wage Recu	-	-	-
Transitional Conditional Grant – Development	19,801,980	19,801,980	19,801,980
Urban Unconditional Grant Wage	110,987,389	110,987,389	83,240,541
Luwero District	55,057,615,782	58,068,587,526	47,642,398,672
District Discretionary Equalisation Development Gr	780,263,121	780,263,121	780,263,121
District Unconditional Grant Non-Wage	780,456,751	1,030,456,751	1,030,456,752

LG/Item	Sum of Approved Budget	Sum of Revised Budget	Sum of Release
District Unconditional Grant Wage	1,937,887,103	1,937,887,103	1,453,415,328
Gratuity	2,960,431,860	2,960,431,860	2,960,431,860
Pensions	2,184,506,489	2,928,915,421	2,928,915,421
Pensions Arrears	764,162,888	764,162,888	764,162,888
Salary Arrears	209,921,997	209,921,997	209,921,997
Sector Conditional Grant - Development	5,346,424,215	5,861,243,496	5,694,193,389
Sector Conditional Grant - Non Wage Recurrent	2,588,261,204	3,245,660,948	2,642,368,519
Sector Conditional Grant - Wage Recurrent	35,952,664,812	36,797,008,599	27,808,842,396
Support Services Conditional Grant - Non Wage Recu	-	-	-
Transitional Conditional Grant – Development	819,801,980	819,801,980	819,801,979
Urban Unconditional Grant Wage	732,833,362	732,833,362	549,625,022
Lwengo District	24,968,731,761	26,812,527,336	22,181,261,301
District Discretionary Equalisation Development Gr	422,100,990	422,100,990	422,100,990
District Unconditional Grant Non-Wage	540,700,281	649,700,281	649,700,280
District Unconditional Grant Wage	1,330,262,393	1,330,262,393	997,696,794
Gratuity	605,998,829	605,998,829	605,998,828
Pensions	716,208,060	863,148,176	863,148,176
Pensions Arrears	127,799,398	127,799,398	127,799,398
Salary Arrears	32,741,730	32,741,730	32,741,730
Sector Conditional Grant - Development	4,071,845,904	4,606,548,072	4,522,219,324
Sector Conditional Grant - Non Wage Recurrent	1,318,960,075	1,781,281,366	1,512,487,710
Sector Conditional Grant - Wage Recurrent	15,424,361,124	16,015,193,124	12,159,102,843
Support Services Conditional Grant - Non Wage Recu	-	-	-
Transitional Conditional Grant – Development	19,801,980	19,801,980	19,801,980
Urban Unconditional Grant Wage	357,950,997	357,950,997	268,463,248
Lyantonde District	15,434,332,227	16,756,119,113	13,867,273,943
District Discretionary Equalisation Development Gr	151,095,439	151,095,439	151,095,438
District Unconditional Grant Non-Wage	421,583,431	471,583,431	471,583,432
District Unconditional Grant Wage	1,282,005,831	1,282,005,831	961,504,374

LG/Item	Sum of Approved Budget	Sum of Revised Budget	Sum of Release
Gratuity	146,907,535	146,907,535	146,907,536
Pensions	233,973,573	233,973,573	233,973,573
Pensions Arrears	25,246,582	25,246,582	25,246,582
Salary Arrears	7,761,727	7,761,727	7,761,727
Sector Conditional Grant - Development	2,654,949,796	2,699,730,865	2,682,740,115
Sector Conditional Grant - Non Wage Recurrent	802,377,564	1,103,271,381	924,075,609
Sector Conditional Grant - Wage Recurrent	9,327,322,225	10,253,434,225	7,921,603,668
Support Services Conditional Grant - Non Wage Recu	-	-	-
Transitional Conditional Grant – Development	219,801,980	219,801,980	219,801,981
Urban Unconditional Grant Wage	161,306,544	161,306,544	120,979,908
Madi-Okollo District	16,584,375,330	18,250,859,380	12,348,543,693
District Discretionary Equalisation Development Gr	3,293,441,919	3,293,441,919	207,685,404
District Unconditional Grant Non-Wage	467,895,774	567,895,774	567,895,776
District Unconditional Grant Wage	1,587,322,531	1,587,322,531	1,190,491,899
Gratuity	648,557,653	648,557,653	648,557,652
Pensions	110,860,863	665,332,349	665,332,349
Pensions Arrears	-	-	-
Salary Arrears	-	-	-
Sector Conditional Grant - Development	852,614,817	908,048,624	881,996,141
Sector Conditional Grant - Non Wage Recurrent	1,128,242,959	1,539,599,249	1,264,832,400
Sector Conditional Grant - Wage Recurrent	8,325,636,834	8,870,859,301	6,789,450,092
Support Services Conditional Grant - Non Wage Recu	-	-	-
Transitional Conditional Grant – Development	19,801,980	19,801,980	19,801,980
Urban Unconditional Grant Wage	150,000,000	150,000,000	112,500,000
Makindye-Ssabagabo Municipal Council	13,761,258,932	14,310,608,234	13,219,154,319
Gratuity	606,220,862	606,220,862	606,220,863
Pensions	91,078,462	91,078,462	91,078,462
Pensions Arrears	-	-	-
Salary Arrears	-	-	-

LG/Item	Sum of Approved Budget	Sum of Revised Budget	Sum of Release
Sector Conditional Grant - Development	1,003,824,727	1,147,225,183	1,142,694,316
Sector Conditional Grant - Non Wage Recurrent	374,078,059	604,886,905	557,101,366
Sector Conditional Grant - Wage Recurrent	3,416,534,524	3,416,534,524	2,562,400,893
Support Services Conditional Grant - Non Wage Recu	-	-	-
Transitional Conditional Grant – Development	6,500,000,000	6,500,000,000	6,500,000,001
Urban Discretionary Equalisation Development Grant	594,024,130	594,024,130	594,024,129
Urban Unconditional Grant Wage	740,015,516	740,015,516	555,011,637
Urban Unconditional Non-Wage	435,482,652	610,622,652	610,622,652
Manafwa District	24,066,194,341	29,286,729,939	24,740,995,964
District Discretionary Equalisation Development Gr	441,361,289	441,361,289	441,361,290
District Unconditional Grant Non-Wage	702,629,457	1,247,295,757	1,247,295,756
District Unconditional Grant Wage	2,481,297,442	2,481,297,442	1,860,973,080
Gratuity	1,019,189,922	1,019,189,922	1,019,189,920
Pensions	1,346,291,111	1,538,403,722	1,538,403,723
Pensions Arrears	87,439,131	87,439,131	87,439,131
Salary Arrears	114,340,391	114,340,391	114,340,391
Sector Conditional Grant - Development	3,491,908,463	5,531,382,414	5,404,572,182
Sector Conditional Grant - Non Wage Recurrent	2,870,916,905	3,641,721,686	2,715,876,868
Sector Conditional Grant - Wage Recurrent	11,314,057,466	12,963,322,433	10,134,808,067
Support Services Conditional Grant - Non Wage Recu	-	-	-
Transitional Conditional Grant – Development	19,801,980	19,801,980	19,801,980
Urban Unconditional Grant Wage	176,960,784	201,173,772	156,933,576
Maracha District	22,957,307,206	26,174,630,155	21,887,330,072
District Discretionary Equalisation Development Gr	407,904,710	407,904,710	407,904,711
District Unconditional Grant Non-Wage	622,270,060	1,041,603,160	1,041,603,160
District Unconditional Grant Wage	1,035,183,457	1,035,183,457	776,387,592
Gratuity	998,788,544	998,788,544	998,788,544
Pensions	897,169,660	1,252,327,771	1,252,327,771
Pensions Arrears	13,639,073	13,639,073	13,639,073

LG/Item	Sum of Approved Budget	Sum of Revised Budget	Sum of Release
Salary Arrears	12,744,988	12,744,988	12,744,988
Sector Conditional Grant - Development	3,027,537,360	3,099,440,844	3,047,902,237
Sector Conditional Grant - Non Wage Recurrent	1,908,448,933	2,483,574,555	1,940,014,049
Sector Conditional Grant - Wage Recurrent	13,506,047,849	15,279,373,677	11,902,861,714
Support Services Conditional Grant - Non Wage Recu	-	-	-
Transitional Conditional Grant – Development	300,000,000	300,000,000	300,000,000
Urban Unconditional Grant Wage	227,572,572	250,049,376	193,156,233
Masaka city	32,758,616,081	33,199,625,878	14,574,885,280
Gratuity	97,738,271	97,738,271	97,738,272
Pensions	520,580,226	643,381,786	643,381,786
Pensions Arrears	51,752,514	51,752,514	51,752,514
Salary Arrears	107,972,852	107,972,852	107,972,852
Sector Conditional Grant - Development	1,339,015,393	1,402,193,390	1,388,034,431
Sector Conditional Grant - Non Wage Recurrent	694,469,178	949,499,418	800,169,608
Sector Conditional Grant - Wage Recurrent	12,059,030,493	12,059,030,493	9,044,272,869
Support Services Conditional Grant - Non Wage Recu	-	-	-
Transitional Conditional Grant – Development	-	-	-
Urban Discretionary Equalisation Development Grant	14,745,481,454	14,745,481,454	-
Urban Unconditional Grant Wage	2,804,050,994	2,804,050,994	2,103,038,244
Urban Unconditional Non-Wage	338,524,706	338,524,706	338,524,704
Masaka District	16,755,819,221	17,427,428,449	15,252,555,565
District Discretionary Equalisation Development Gr	180,782,055	180,782,055	180,782,055
District Unconditional Grant Non-Wage	471,241,577	471,241,577	471,241,576
District Unconditional Grant Wage	1,547,273,368	1,547,273,368	1,160,455,026
Gratuity	1,730,021,506	1,730,021,506	1,730,021,507
Pensions	3,430,600,358	3,430,600,358	3,430,600,358
Pensions Arrears	460,945,727	460,945,727	460,945,727
Salary Arrears	196,907,513	196,907,513	196,907,513
Sector Conditional Grant - Development	1,402,390,986	1,792,030,906	1,753,313,981

LG/Item	Sum of Approved Budget	Sum of Revised Budget	Sum of Release
Sector Conditional Grant - Non Wage Recurrent	748,573,538	1,030,542,846	923,025,383
Sector Conditional Grant - Wage Recurrent	6,567,280,613	6,567,280,613	4,925,460,459
Support Services Conditional Grant - Non Wage Recu	-	-	-
Transitional Conditional Grant – Development	19,801,980	19,801,980	19,801,980
Urban Unconditional Grant Wage	-	-	-
Masindi District	22,282,216,349	26,341,244,259	22,457,633,008
District Discretionary Equalisation Development Gr	619,391,385	619,391,385	619,391,385
District Unconditional Grant Non-Wage	475,902,234	832,568,734	832,568,736
District Unconditional Grant Wage	1,806,131,354	1,806,131,354	1,354,598,516
Gratuity	1,256,160,439	1,256,160,439	1,256,160,440
Pensions	1,613,461,861	2,114,810,950	2,114,810,950
Pensions Arrears	337,409,569	337,409,569	337,409,569
Salary Arrears	65,247,573	65,247,573	65,247,573
Sector Conditional Grant - Development	2,226,001,098	2,391,066,150	2,365,013,668
Sector Conditional Grant - Non Wage Recurrent	1,337,672,510	1,731,973,843	1,457,206,994
Sector Conditional Grant - Wage Recurrent	12,525,036,346	13,132,790,906	10,001,531,821
Support Services Conditional Grant - Non Wage Recu	-	-	-
Transitional Conditional Grant – Development	19,801,980	2,053,693,356	2,053,693,356
Urban Unconditional Grant Wage	-	-	-
Masindi Municipal Council	9,199,363,942	10,033,128,493	8,389,660,258
Gratuity	468,327,994	468,327,994	468,327,995
Pensions	263,414,704	303,414,704	303,414,704
Pensions Arrears	-	-	-
Salary Arrears	37,517,656	37,517,656	37,517,656
Sector Conditional Grant - Development	1,097,122,953	1,154,454,329	1,148,224,388
Sector Conditional Grant - Non Wage Recurrent	416,695,228	598,745,321	533,040,205
Sector Conditional Grant - Wage Recurrent	5,592,620,586	5,871,206,210	4,473,051,062
Support Services Conditional Grant - Non Wage Recu	-	-	-
Transitional Conditional Grant – Development	-	-	-

LG/Item	Sum of Approved Budget	Sum of Revised Budget	Sum of Release
Urban Discretionary Equalisation Development Grant	239,628,148	239,628,148	239,628,147
Urban Unconditional Grant Wage	693,512,130	943,749,588	770,371,557
Urban Unconditional Non-Wage	390,524,543	416,084,543	416,084,544
Mayuge District	38,102,188,679	41,136,141,704	34,249,196,432
District Discretionary Equalisation Development Gr	956,455,980	956,455,980	956,455,980
District Unconditional Grant Non-Wage	768,388,101	921,547,207	921,547,206
District Unconditional Grant Wage	1,965,938,997	1,965,938,997	1,474,454,247
Gratuity	590,612,240	590,612,240	590,612,240
Pensions	1,015,099,349	1,241,251,833	1,241,251,834
Pensions Arrears	1,387,868	1,387,868	1,387,868
Salary Arrears	66,662,786	66,662,786	66,662,786
Sector Conditional Grant - Development	7,486,830,133	8,753,332,115	8,565,499,872
Sector Conditional Grant - Non Wage Recurrent	2,307,490,768	2,894,089,297	2,392,341,137
Sector Conditional Grant - Wage Recurrent	22,406,569,489	23,208,110,413	17,606,468,041
Support Services Conditional Grant - Non Wage Recu	-	-	-
Transitional Conditional Grant – Development	119,801,980	119,801,980	119,801,980
Urban Unconditional Grant Wage	416,950,988	416,950,988	312,713,241
Mbale city	43,801,539,469	46,245,511,620	21,748,580,399
Gratuity	343,602,186	343,602,186	343,602,188
Pensions	1,114,520,438	1,114,520,438	1,114,520,438
Pensions Arrears	63,971,125	63,971,125	63,971,125
Salary Arrears	81,486,574	81,486,574	81,486,574
Sector Conditional Grant - Development	667,386,729	749,883,661	717,034,878
Sector Conditional Grant - Non Wage Recurrent	1,323,833,913	1,750,173,997	1,403,728,838
Sector Conditional Grant - Wage Recurrent	15,864,592,093	17,497,060,284	13,530,912,260
Support Services Conditional Grant - Non Wage Recu	-	-	-
Transitional Conditional Grant – Development	1,000,000,000	1,000,000,000	999,999,999
Urban Discretionary Equalisation Development Grant	19,227,879,156	19,227,879,156	-
Urban Unconditional Grant Wage	3,694,440,402	3,694,440,402	2,770,830,303

LG/Item	Sum of Approved Budget	Sum of Revised Budget	Sum of Release
Urban Unconditional Non-Wage	419,826,853	722,493,797	722,493,796
Mbale District	34,410,088,544	36,833,008,094	31,181,016,880
District Discretionary Equalisation Development Gr	483,863,083	483,863,083	483,863,082
District Unconditional Grant Non-Wage	823,274,539	904,607,839	904,607,840
District Unconditional Grant Wage	2,145,036,966	2,145,036,966	1,608,777,725
Gratuity	1,746,012,891	1,746,012,891	1,746,012,892
Pensions	4,362,625,536	4,362,625,536	4,362,625,536
Pensions Arrears	243,013,022	243,013,022	243,013,022
Salary Arrears	78,578,721	78,578,721	78,578,721
Sector Conditional Grant - Development	3,975,364,137	4,826,099,924	4,714,582,124
Sector Conditional Grant - Non Wage Recurrent	2,266,010,224	2,794,364,687	2,256,777,374
Sector Conditional Grant - Wage Recurrent	17,219,013,637	18,181,509,637	13,876,756,228
Support Services Conditional Grant - Non Wage Recu	400,000,000	400,000,000	400,000,000
Transitional Conditional Grant – Development	19,801,980	19,801,980	19,801,980
Urban Unconditional Grant Wage	647,493,808	647,493,808	485,620,356
Mbarara city	47,679,264,342	48,215,662,799	16,587,742,025
Gratuity	812,094,630	812,094,630	812,094,631
Pensions	1,056,597,740	1,232,743,799	1,232,743,799
Pensions Arrears	20,598,718	20,598,718	20,598,718
Salary Arrears	91,887,326	91,887,326	91,887,326
Sector Conditional Grant - Development	450,721,063	507,093,445	494,067,203
Sector Conditional Grant - Non Wage Recurrent	623,511,987	927,392,003	790,008,579
Sector Conditional Grant - Wage Recurrent	13,700,382,253	13,700,382,253	10,275,286,689
Support Services Conditional Grant - Non Wage Recu	-	-	-
Transitional Conditional Grant – Development	200,000,000	200,000,000	200,000,001
Urban Discretionary Equalisation Development Grant	27,310,341,007	27,310,341,007	-
Urban Unconditional Grant Wage	2,968,298,164	2,968,298,164	2,226,223,623
Urban Unconditional Non-Wage	444,831,454	444,831,454	444,831,456
Mbarara District	25,959,608,546	27,171,455,368	23,121,706,726

LG/Item	Sum of Approved Budget	Sum of Revised Budget	Sum of Release
District Discretionary Equalisation Development Gr	270,272,196	270,272,196	270,272,196
District Unconditional Grant Non-Wage	550,513,298	800,513,298	800,513,300
District Unconditional Grant Wage	2,114,695,621	2,114,695,621	1,586,021,715
Gratuity	1,876,284,240	1,876,284,240	1,876,284,240
Pensions	3,574,190,827	3,574,190,827	3,574,190,828
Pensions Arrears	66,122,133	66,122,133	66,122,133
Salary Arrears	-	-	-
Sector Conditional Grant - Development	3,033,531,985	3,154,614,380	3,128,561,897
Sector Conditional Grant - Non Wage Recurrent	1,158,894,136	1,534,460,174	1,259,693,326
Sector Conditional Grant - Wage Recurrent	12,881,021,632	13,346,220,021	10,125,964,614
Support Services Conditional Grant - Non Wage Recu	-	-	-
Transitional Conditional Grant – Development	434,082,478	434,082,478	434,082,477
Urban Unconditional Grant Wage	-	-	-
Mitooma District	23,629,610,981	26,077,331,525	21,362,987,056
District Discretionary Equalisation Development Gr	229,229,730	229,229,730	229,229,730
District Unconditional Grant Non-Wage	548,405,939	922,788,176	922,788,177
District Unconditional Grant Wage	1,785,401,894	1,785,401,894	1,339,051,420
Gratuity	704,188,747	704,188,747	704,188,748
Pensions	749,276,374	839,143,757	839,143,759
Pensions Arrears	49,954,409	49,954,409	49,954,409
Salary Arrears	153,042,557	153,042,557	153,042,557
Sector Conditional Grant - Development	2,283,721,775	3,265,162,339	3,221,552,749
Sector Conditional Grant - Non Wage Recurrent	1,798,793,190	2,287,343,550	1,827,407,737
Sector Conditional Grant - Wage Recurrent	14,768,497,690	15,281,977,690	11,589,853,267
Support Services Conditional Grant - Non Wage Recu	-	-	-
Transitional Conditional Grant – Development	269,801,980	269,801,980	269,801,981
Urban Unconditional Grant Wage	289,296,696	289,296,696	216,972,522
Mityana District	26,271,096,324	29,678,066,086	24,387,037,151
District Discretionary Equalisation Development Gr	440,710,733	440,710,733	440,710,734

LG/Item	Sum of Approved Budget	Sum of Revised Budget	Sum of Release
District Unconditional Grant Non-Wage	608,954,282	874,754,282	874,754,280
District Unconditional Grant Wage	1,713,484,653	1,713,484,653	1,285,113,489
Gratuity	838,852,668	838,852,668	838,852,668
Pensions	1,313,714,069	1,313,714,069	1,313,714,069
Pensions Arrears	-	-	-
Salary Arrears	-	-	-
Sector Conditional Grant - Development	2,275,438,138	3,763,346,021	3,663,617,357
Sector Conditional Grant - Non Wage Recurrent	1,800,381,079	2,258,246,627	1,810,257,200
Sector Conditional Grant - Wage Recurrent	16,811,667,302	18,007,063,633	13,804,146,809
Support Services Conditional Grant - Non Wage Recu	-	-	-
Transitional Conditional Grant – Development	19,801,980	19,801,980	19,801,980
Urban Unconditional Grant Wage	448,091,420	448,091,420	336,068,565
Mityana Municipal Council	7,398,119,457	7,795,111,222	6,276,667,268
Gratuity	239,415,111	239,415,111	239,415,112
Pensions	153,953,914	153,953,914	153,953,914
Pensions Arrears	-	-	-
Salary Arrears	-	-	-
Sector Conditional Grant - Development	236,334,671	278,800,250	270,304,876
Sector Conditional Grant - Non Wage Recurrent	405,580,057	606,860,131	517,262,246
Sector Conditional Grant - Wage Recurrent	5,038,276,518	5,161,087,686	3,901,518,558
Support Services Conditional Grant - Non Wage Recu	-	-	-
Transitional Conditional Grant – Development	200,000,000	200,000,000	200,000,000
Urban Discretionary Equalisation Development Grant	184,051,378	184,051,378	184,051,377
Urban Unconditional Grant Wage	643,126,282	643,126,282	482,344,713
Urban Unconditional Non-Wage	297,381,526	327,816,470	327,816,472
Moroto District	13,758,062,061	14,600,875,894	12,151,160,130
District Discretionary Equalisation Development Gr	423,531,401	423,531,401	423,531,402
District Unconditional Grant Non-Wage	402,129,151	514,795,751	514,795,752
District Unconditional Grant Wage	1,331,165,074	1,331,165,074	998,373,807

LG/Item	Sum of Approved Budget	Sum of Revised Budget	Sum of Release
Gratuity	306,724,064	306,724,064	306,724,064
Pensions	318,843,148	341,321,872	341,321,872
Pensions Arrears	-	-	-
Salary Arrears	-	-	-
Sector Conditional Grant - Development	2,048,507,203	2,122,246,710	2,100,725,093
Sector Conditional Grant - Non Wage Recurrent	1,033,673,759	1,326,082,761	1,099,101,450
Sector Conditional Grant - Wage Recurrent	7,473,686,281	7,815,206,281	5,946,784,710
Support Services Conditional Grant - Non Wage Recu	400,000,000	400,000,000	400,000,000
Transitional Conditional Grant – Development	19,801,980	19,801,980	19,801,980
Urban Unconditional Grant Wage	-	-	-
Moroto Municipal Council	8,896,031,248	9,307,977,914	2,894,387,262
Gratuity	138,411,567	138,411,567	138,411,568
Pensions	111,894,017	224,961,103	224,961,103
Pensions Arrears	-	-	-
Salary Arrears	-	-	-
Sector Conditional Grant - Development	81,899,039	100,939,806	98,674,373
Sector Conditional Grant - Non Wage Recurrent	185,111,144	305,920,231	282,027,462
Sector Conditional Grant - Wage Recurrent	1,932,190,739	2,091,220,465	1,608,172,781
Support Services Conditional Grant - Non Wage Recu	-	-	-
Transitional Conditional Grant – Development	-	-	-
Urban Discretionary Equalisation Development Grant	5,781,579,932	5,781,579,932	-
Urban Unconditional Grant Wage	491,219,348	491,219,348	368,414,511
Urban Unconditional Non-Wage	173,725,462	173,725,462	173,725,464
Moyo District	20,836,703,485	21,422,788,551	16,719,356,401
District Discretionary Equalisation Development Gr	1,292,023,402	1,292,023,402	196,652,304
District Unconditional Grant Non-Wage	393,989,458	619,322,658	619,322,656
District Unconditional Grant Wage	1,395,709,788	1,395,709,788	1,046,782,341
Gratuity	896,784,562	896,784,562	896,784,563
Pensions	1,477,864,161	1,477,864,161	1,477,864,161

LG/Item	Sum of Approved Budget	Sum of Revised Budget	Sum of Release
Pensions Arrears	-	-	-
Salary Arrears	-	-	-
Sector Conditional Grant - Development	1,896,519,940	1,942,036,801	1,916,550,676
Sector Conditional Grant - Non Wage Recurrent	1,224,396,887	1,539,631,892	1,270,838,235
Sector Conditional Grant - Wage Recurrent	11,619,019,639	11,619,019,639	8,714,264,730
Support Services Conditional Grant - Non Wage Recu	-	-	-
Transitional Conditional Grant – Development	400,000,000	400,000,000	399,999,999
Urban Unconditional Grant Wage	240,395,648	240,395,648	180,296,736
Mpigi District	26,793,491,061	29,456,501,830	24,647,711,945
District Discretionary Equalisation Development Gr	417,845,330	417,845,330	417,845,331
District Unconditional Grant Non-Wage	568,057,676	668,057,676	668,057,676
District Unconditional Grant Wage	1,591,656,976	1,591,656,976	1,193,742,732
Gratuity	848,401,573	848,401,573	848,401,572
Pensions	2,682,788,316	2,999,623,725	2,999,623,725
Pensions Arrears	312,355,855	312,355,855	312,355,855
Salary Arrears	4,802,769	4,802,769	4,802,769
Sector Conditional Grant - Development	2,671,980,189	3,108,342,971	3,015,968,073
Sector Conditional Grant - Non Wage Recurrent	1,435,038,013	1,840,374,192	1,505,875,420
Sector Conditional Grant - Wage Recurrent	15,761,238,732	17,137,285,187	13,196,975,504
Support Services Conditional Grant - Non Wage Recu	-	-	-
Transitional Conditional Grant – Development	324,556,480	324,556,480	324,556,480
Urban Unconditional Grant Wage	174,769,152	203,199,096	159,506,808
Mubende District	30,166,024,104	32,958,760,743	28,513,465,129
District Discretionary Equalisation Development Gr	858,727,388	858,727,388	858,727,389
District Unconditional Grant Non-Wage	822,098,609	1,318,606,909	1,318,606,908
District Unconditional Grant Wage	1,984,132,112	1,984,132,112	1,488,099,084
Gratuity	1,224,761,213	1,224,761,213	1,224,761,212
Pensions	1,763,712,281	1,925,623,361	1,925,623,360
Pensions Arrears	47,213,787	47,213,787	47,213,787

LG/Item	Sum of Approved Budget	Sum of Revised Budget	Sum of Release
Salary Arrears	106,909,578	106,909,578	106,909,578
Sector Conditional Grant - Development	7,849,711,933	8,819,917,438	8,671,479,721
Sector Conditional Grant - Non Wage Recurrent	2,073,184,544	2,589,853,909	2,117,971,711
Sector Conditional Grant - Wage Recurrent	13,139,605,291	13,787,047,680	10,502,146,358
Support Services Conditional Grant - Non Wage Recu	-	-	-
Transitional Conditional Grant – Development	119,801,980	119,801,980	119,801,980
Urban Unconditional Grant Wage	176,165,388	176,165,388	132,124,041
Mubende Municipal Council	27,271,685,401	27,892,656,795	7,046,721,325
Gratuity	658,898,468	658,898,468	658,898,468
Pensions	114,133,499	135,552,584	135,552,584
Pensions Arrears	4,359,788	4,359,788	4,359,788
Salary Arrears	43,747,704	43,747,704	43,747,704
Sector Conditional Grant - Development	931,423,180	984,989,173	974,794,723
Sector Conditional Grant - Non Wage Recurrent	497,902,877	666,954,509	559,437,047
Sector Conditional Grant - Wage Recurrent	4,464,988,439	4,595,873,751	3,479,626,642
Support Services Conditional Grant - Non Wage Recu	-	-	-
Transitional Conditional Grant – Development	100,000,000	100,000,000	100,000,000
Urban Discretionary Equalisation Development Grant	19,435,270,857	19,435,270,857	-
Urban Unconditional Grant Wage	706,822,364	764,351,736	587,646,145
Urban Unconditional Non-Wage	314,138,225	502,658,225	502,658,224
Mukono District	44,046,136,532	47,206,286,069	39,292,335,742
District Discretionary Equalisation Development Gr	862,803,452	862,803,452	862,803,453
District Unconditional Grant Non-Wage	763,737,818	1,161,080,508	1,161,080,506
District Unconditional Grant Wage	2,470,747,647	2,470,747,647	1,853,060,736
Gratuity	1,483,624,781	1,483,624,781	1,483,624,780
Pensions	3,273,045,943	3,273,045,943	3,273,045,943
Pensions Arrears	1,898,421,474	1,898,421,474	1,898,421,474
Salary Arrears	8,636,080	8,636,080	8,636,080
Sector Conditional Grant - Development	4,225,001,680	4,969,804,693	4,810,106,493

LG/Item	Sum of Approved Budget	Sum of Revised Budget	Sum of Release
Sector Conditional Grant - Non Wage Recurrent	2,376,618,547	2,930,721,371	2,405,080,441
Sector Conditional Grant - Wage Recurrent	26,377,849,062	27,841,750,072	21,247,287,806
Support Services Conditional Grant - Non Wage Recu	-	-	-
Transitional Conditional Grant – Development	239,801,980	239,801,980	239,801,979
Urban Unconditional Grant Wage	65,848,068	65,848,068	49,386,051
Mukono Municipal Council	12,359,732,904	12,966,533,553	10,446,795,331
Gratuity	435,729,359	435,729,359	435,729,360
Pensions	327,929,629	651,837,649	651,837,648
Pensions Arrears	-	-	-
Salary Arrears	-	-	-
Sector Conditional Grant - Development	626,173,124	675,958,323	670,861,099
Sector Conditional Grant - Non Wage Recurrent	338,738,963	529,016,393	475,257,662
Sector Conditional Grant - Wage Recurrent	8,939,488,092	8,982,318,092	6,747,446,068
Support Services Conditional Grant - Non Wage Recu	-	-	-
Transitional Conditional Grant – Development	200,000,000	200,000,000	200,000,000
Urban Discretionary Equalisation Development Grant	277,632,757	277,632,757	277,632,756
Urban Unconditional Grant Wage	904,040,967	904,040,967	678,030,726
Urban Unconditional Non-Wage	310,000,013	310,000,013	310,000,012
Nabilatuk District	7,316,855,175	7,902,938,046	6,481,566,932
District Discretionary Equalisation Development Gr	313,054,069	313,054,069	313,054,068
District Unconditional Grant Non-Wage	341,039,381	341,039,381	341,039,380
District Unconditional Grant Wage	1,163,311,417	1,183,907,569	893,079,714
Gratuity	82,400,167	82,400,167	82,400,168
Pensions	67,247,066	67,247,066	67,247,065
Pensions Arrears	-	-	-
Salary Arrears	-	-	-
Sector Conditional Grant - Development	780,162,553	825,844,455	812,251,855
Sector Conditional Grant - Non Wage Recurrent	655,462,380	889,159,765	745,803,149
Sector Conditional Grant - Wage Recurrent	3,744,376,162	4,017,716,162	3,081,622,121

LG/Item	Sum of Approved Budget	Sum of Revised Budget	Sum of Release
Support Services Conditional Grant - Non Wage Recu	-	-	-
Transitional Conditional Grant – Development	19,801,980	19,801,980	19,801,980
Urban Unconditional Grant Wage	150,000,000	162,767,432	125,267,432
Nakapiripirit District	11,584,447,976	12,671,951,930	10,597,985,600
District Discretionary Equalisation Development Gr	262,650,413	262,650,413	262,650,414
District Unconditional Grant Non-Wage	405,468,684	593,468,484	593,468,484
District Unconditional Grant Wage	1,011,304,925	1,011,304,925	758,478,693
Gratuity	55,451,989	55,451,989	55,451,988
Pensions	579,651,133	579,651,133	579,651,133
Pensions Arrears	-	-	-
Salary Arrears	-	-	-
Sector Conditional Grant - Development	1,774,299,319	2,378,372,894	2,358,550,352
Sector Conditional Grant - Non Wage Recurrent	906,796,228	1,202,226,807	993,165,075
Sector Conditional Grant - Wage Recurrent	6,172,549,481	6,172,549,481	4,629,412,112
Support Services Conditional Grant - Non Wage Recu	-	-	-
Transitional Conditional Grant – Development	219,801,980	219,801,980	219,801,981
Urban Unconditional Grant Wage	196,473,824	196,473,824	147,355,368
Nakaseke District	26,891,100,519	28,923,211,936	23,511,204,117
District Discretionary Equalisation Development Gr	301,378,324	301,378,324	301,378,323
District Unconditional Grant Non-Wage	585,724,773	591,684,968	591,684,967
District Unconditional Grant Wage	1,669,524,210	1,669,524,210	1,252,143,156
Gratuity	684,522,855	684,522,855	684,522,856
Pensions	548,341,975	723,009,289	723,009,289
Pensions Arrears	50,094,737	50,094,737	50,094,737
Salary Arrears	98,229,990	98,229,990	98,229,990
Sector Conditional Grant - Development	3,012,349,812	4,410,148,115	4,305,800,086
Sector Conditional Grant - Non Wage Recurrent	1,756,403,556	2,210,089,161	1,785,992,503
Sector Conditional Grant - Wage Recurrent	17,046,453,193	17,046,453,193	12,784,839,894
Support Services Conditional Grant - Non Wage Recu	-	-	-

LG/Item	Sum of Approved Budget	Sum of Revised Budget	Sum of Release
Transitional Conditional Grant – Development	319,801,980	319,801,980	319,801,980
Urban Unconditional Grant Wage	818,275,114	818,275,114	613,706,336
Nakasongola District	24,658,772,766	26,000,636,129	20,805,277,440
District Discretionary Equalisation Development Gr	354,736,535	354,736,535	354,736,536
District Unconditional Grant Non-Wage	542,359,577	742,359,577	742,359,576
District Unconditional Grant Wage	1,704,620,258	1,704,620,258	1,278,465,192
Gratuity	325,070,809	325,070,809	325,070,808
Pensions	460,933,749	657,745,669	657,745,668
Pensions Arrears	8,933,076	8,933,076	8,933,076
Salary Arrears	218,492,550	218,492,550	218,492,550
Sector Conditional Grant - Development	2,009,035,194	2,422,415,925	2,383,903,559
Sector Conditional Grant - Non Wage Recurrent	1,716,732,339	2,136,863,051	1,730,685,970
Sector Conditional Grant - Wage Recurrent	16,715,422,801	16,826,962,801	12,648,107,101
Support Services Conditional Grant - Non Wage Recu	-	-	-
Transitional Conditional Grant – Development	19,801,980	19,801,980	19,801,980
Urban Unconditional Grant Wage	582,633,898	582,633,898	436,975,424
Namayingo District	21,297,514,135	23,558,125,131	19,382,902,707
District Discretionary Equalisation Development Gr	350,505,787	350,505,787	350,505,786
District Unconditional Grant Non-Wage	525,745,482	625,745,482	625,745,484
District Unconditional Grant Wage	1,723,832,498	1,723,832,498	1,292,874,372
Gratuity	650,697,614	650,697,614	650,697,616
Pensions	296,382,446	296,382,446	296,382,447
Pensions Arrears	-	-	-
Salary Arrears	-	-	-
Sector Conditional Grant - Development	2,626,285,861	3,359,610,601	3,331,292,685
Sector Conditional Grant - Non Wage Recurrent	1,435,115,402	1,854,654,434	1,555,994,815
Sector Conditional Grant - Wage Recurrent	13,426,197,258	14,420,758,541	11,064,209,225
Support Services Conditional Grant - Non Wage Recu	-	-	-
Transitional Conditional Grant – Development	19,801,980	19,801,980	19,801,980

LG/Item	Sum of Approved Budget	Sum of Revised Budget	Sum of Release
Urban Unconditional Grant Wage	242,949,807	256,135,748	195,398,297
Namisindwa District	23,531,157,535	25,841,247,481	20,804,172,999
District Discretionary Equalisation Development Gr	327,384,867	327,384,867	327,384,867
District Unconditional Grant Non-Wage	706,007,736	1,333,038,266	1,333,038,266
District Unconditional Grant Wage	1,496,061,548	1,496,061,548	1,122,046,161
Gratuity	937,879,712	937,879,712	937,879,712
Pensions	358,824,230	358,824,230	358,824,229
Pensions Arrears	-	-	-
Salary Arrears	81,790,978	81,790,978	81,790,978
Sector Conditional Grant - Development	2,101,995,382	2,859,486,220	2,767,169,815
Sector Conditional Grant - Non Wage Recurrent	3,112,961,771	4,038,530,349	3,064,899,993
Sector Conditional Grant - Wage Recurrent	14,195,902,047	14,195,902,047	10,646,926,535
Support Services Conditional Grant - Non Wage Recu	-	-	-
Transitional Conditional Grant – Development	19,801,980	19,801,980	19,801,980
Urban Unconditional Grant Wage	192,547,284	192,547,284	144,410,463
Namutumba District	24,022,827,031	27,733,355,306	22,853,294,844
District Discretionary Equalisation Development Gr	503,115,195	503,115,195	503,115,195
District Unconditional Grant Non-Wage	562,428,817	969,095,317	969,095,316
District Unconditional Grant Wage	1,453,175,118	1,453,175,118	1,089,881,337
Gratuity	638,070,453	638,070,453	638,070,452
Pensions	601,524,421	1,372,117,047	1,372,117,047
Pensions Arrears	129,285,472	129,285,472	129,285,472
Salary Arrears	126,293,661	126,293,661	126,293,661
Sector Conditional Grant - Development	2,421,648,810	2,758,206,545	2,695,340,772
Sector Conditional Grant - Non Wage Recurrent	2,403,976,893	2,987,719,360	2,324,695,007
Sector Conditional Grant - Wage Recurrent	15,018,025,123	16,630,994,070	12,876,487,789
Support Services Conditional Grant - Non Wage Recu	-	-	-
Transitional Conditional Grant – Development	19,801,980	19,801,980	19,801,980
Urban Unconditional Grant Wage	145,481,088	145,481,088	109,110,816

LG/Item	Sum of Approved Budget	Sum of Revised Budget	Sum of Release
Nansana Municipal Council	15,724,987,033	18,488,739,295	16,001,624,273
Gratuity	606,220,862	606,220,862	606,220,863
Pensions	259,520,942	338,433,243	338,433,243
Pensions Arrears	-	-	-
Salary Arrears	-	-	-
Sector Conditional Grant - Development	731,132,801	834,714,250	818,289,859
Sector Conditional Grant - Non Wage Recurrent	812,817,813	1,090,120,853	916,898,275
Sector Conditional Grant - Wage Recurrent	7,420,803,376	9,573,558,848	7,718,358,004
Support Services Conditional Grant - Non Wage Recu	-	-	-
Transitional Conditional Grant – Development	3,000,000,000	3,000,000,000	3,000,000,000
Urban Discretionary Equalisation Development Grant	487,835,291	487,835,291	487,835,292
Urban Unconditional Grant Wage	1,769,068,844	1,769,068,844	1,326,801,633
Urban Unconditional Non-Wage	637,587,104	788,787,104	788,787,104
Napak District	13,905,936,668	15,750,275,861	13,067,561,802
District Discretionary Equalisation Development Gr	521,340,633	521,340,633	521,340,633
District Unconditional Grant Non-Wage	509,359,895	844,986,995	844,986,996
District Unconditional Grant Wage	1,684,845,367	1,684,845,367	1,263,634,026
Gratuity	82,704,658	82,704,658	82,704,656
Pensions	107,248,514	107,248,514	107,248,513
Pensions Arrears	-	-	-
Salary Arrears	-	-	-
Sector Conditional Grant - Development	2,066,048,128	3,098,242,786	3,065,960,363
Sector Conditional Grant - Non Wage Recurrent	1,359,594,175	1,728,792,302	1,388,320,337
Sector Conditional Grant - Wage Recurrent	6,954,936,954	7,062,256,262	5,323,522,025
Support Services Conditional Grant - Non Wage Recu	-	-	-
Transitional Conditional Grant – Development	19,801,980	19,801,980	19,801,980
Urban Unconditional Grant Wage	600,056,364	600,056,364	450,042,273
Nebbi District	27,430,995,516	30,165,716,210	25,512,264,369
District Discretionary Equalisation Development Gr	507,111,117	507,111,117	507,111,117

LG/Item	Sum of Approved Budget	Sum of Revised Budget	Sum of Release
District Unconditional Grant Non-Wage	579,117,938	867,117,738	867,117,736
District Unconditional Grant Wage	2,499,804,150	2,499,804,150	1,874,853,111
Gratuity	1,429,039,588	1,429,039,588	1,429,039,588
Pensions	3,317,384,495	3,317,384,495	3,317,384,495
Pensions Arrears	-	-	-
Salary Arrears	-	-	-
Sector Conditional Grant - Development	3,051,836,181	4,022,853,966	3,988,872,467
Sector Conditional Grant - Non Wage Recurrent	1,502,191,011	2,041,222,123	1,682,830,581
Sector Conditional Grant - Wage Recurrent	14,493,581,001	15,430,252,998	11,806,857,747
Support Services Conditional Grant - Non Wage Recu	-	-	-
Transitional Conditional Grant – Development	-	-	-
Urban Unconditional Grant Wage	50,930,035	50,930,035	38,197,527
Nebbi Municipal Council	5,703,775,290	5,862,515,341	4,589,335,311
Gratuity	95,074,066	95,074,066	95,074,064
Pensions	117,907,818	117,907,818	117,907,818
Pensions Arrears	-	-	-
Salary Arrears	-	-	-
Sector Conditional Grant - Development	78,263,484	92,499,004	87,401,780
Sector Conditional Grant - Non Wage Recurrent	268,360,359	412,864,890	359,106,159
Sector Conditional Grant - Wage Recurrent	3,834,727,212	3,834,727,212	2,876,045,409
Support Services Conditional Grant - Non Wage Recu	-	-	-
Transitional Conditional Grant – Development	-	-	-
Urban Discretionary Equalisation Development Grant	78,517,802	78,517,802	78,517,803
Urban Unconditional Grant Wage	1,022,569,081	1,022,569,081	766,926,810
Urban Unconditional Non-Wage	208,355,468	208,355,468	208,355,468
Ngora District	17,893,115,814	19,101,137,032	15,885,885,396
District Discretionary Equalisation Development Gr	549,109,720	549,109,720	549,109,719
District Unconditional Grant Non-Wage	424,218,377	727,644,537	727,644,536
District Unconditional Grant Wage	811,307,733	811,307,733	608,480,799

LG/Item	Sum of Approved Budget	Sum of Revised Budget	Sum of Release
Gratuity	874,790,598	874,790,598	874,790,596
Pensions	683,239,304	731,507,601	731,507,600
Pensions Arrears	1,080,326,423	1,080,326,423	1,080,326,423
Salary Arrears	72,450,536	72,450,536	72,450,536
Sector Conditional Grant - Development	1,707,080,718	1,826,690,552	1,785,346,395
Sector Conditional Grant - Non Wage Recurrent	1,550,442,416	1,853,143,333	1,417,100,290
Sector Conditional Grant - Wage Recurrent	9,951,073,573	10,385,089,583	7,897,321,190
Support Services Conditional Grant - Non Wage Recu	-	-	-
Transitional Conditional Grant – Development	-	-	-
Urban Unconditional Grant Wage	189,076,416	189,076,416	141,807,312
Njeru Municipal Council	7,765,424,870	8,382,378,456	6,853,900,940
Gratuity	181,871,330	181,871,330	181,871,332
Pensions	205,189,043	205,189,043	205,189,044
Pensions Arrears	-	-	-
Salary Arrears	-	-	-
Sector Conditional Grant - Development	512,247,027	589,668,251	580,606,518
Sector Conditional Grant - Non Wage Recurrent	489,470,358	707,045,562	611,474,484
Sector Conditional Grant - Wage Recurrent	5,040,155,664	5,302,714,325	4,042,675,409
Support Services Conditional Grant - Non Wage Recu	-	-	-
Transitional Conditional Grant – Development	-	-	-
Urban Discretionary Equalisation Development Grant	305,971,360	305,971,360	305,971,359
Urban Unconditional Grant Wage	655,223,159	714,621,656	550,815,866
Urban Unconditional Non-Wage	375,296,929	375,296,929	375,296,928
Ntoroko District	14,803,196,066	20,244,388,368	17,704,343,264
District Discretionary Equalisation Development Gr	190,221,096	190,221,096	190,221,096
District Unconditional Grant Non-Wage	409,765,226	409,765,226	409,765,224
District Unconditional Grant Wage	1,476,827,381	2,456,509,673	2,087,302,827
Gratuity	956,299,595	956,299,595	956,299,596
Pensions	118,673,245	118,673,245	118,673,245

LG/Item	Sum of Approved Budget	Sum of Revised Budget	Sum of Release
Pensions Arrears	-	-	-
Salary Arrears	34,011,926	34,011,926	34,011,926
Sector Conditional Grant - Development	2,577,193,499	3,479,870,240	3,453,251,400
Sector Conditional Grant - Non Wage Recurrent	1,159,068,628	1,431,665,003	1,150,924,960
Sector Conditional Grant - Wage Recurrent	6,881,040,830	10,167,277,724	8,447,017,515
Support Services Conditional Grant - Non Wage Recu	-	-	-
Transitional Conditional Grant – Development	427,217,980	427,217,980	427,217,980
Urban Unconditional Grant Wage	572,876,660	572,876,660	429,657,495
Ntungamo District	48,290,617,780	55,600,179,799	46,827,570,786
District Discretionary Equalisation Development Gr	390,485,304	390,485,304	390,485,304
District Unconditional Grant Non-Wage	941,209,389	1,552,087,916	1,552,087,915
District Unconditional Grant Wage	2,394,934,116	2,952,451,069	2,353,717,540
Gratuity	1,441,156,041	1,441,156,041	1,441,156,040
Pensions	2,889,444,091	3,175,398,735	3,175,398,735
Pensions Arrears	81,144,509	81,144,509	81,144,509
Salary Arrears	135,553,124	135,553,124	135,553,124
Sector Conditional Grant - Development	7,527,194,377	9,641,313,393	9,386,501,831
Sector Conditional Grant - Non Wage Recurrent	2,962,854,434	3,751,596,053	2,981,054,237
Sector Conditional Grant - Wage Recurrent	28,187,992,711	30,740,343,971	23,693,345,793
Support Services Conditional Grant - Non Wage Recu	-	-	-
Transitional Conditional Grant – Development	932,553,980	1,332,553,980	1,332,553,980
Urban Unconditional Grant Wage	406,095,704	406,095,704	304,571,778
Ntungamo Municipal Council	8,585,077,481	8,860,967,788	3,020,036,058
Gratuity	-	-	-
Pensions	112,828,952	131,450,784	131,450,784
Pensions Arrears	-	-	-
Salary Arrears	-	-	-
Sector Conditional Grant - Development	143,547,005	164,414,879	161,016,730
Sector Conditional Grant - Non Wage Recurrent	220,968,353	349,368,954	313,529,800

LG/Item	Sum of Approved Budget	Sum of Revised Budget	Sum of Release
Sector Conditional Grant - Wage Recurrent	1,952,107,885	2,060,107,885	1,572,080,913
Support Services Conditional Grant - Non Wage Recu	-	-	-
Transitional Conditional Grant – Development	200,000,000	200,000,000	200,000,000
Urban Discretionary Equalisation Development Grant	5,167,535,336	5,167,535,336	-
Urban Unconditional Grant Wage	584,528,482	584,528,482	438,396,363
Urban Unconditional Non-Wage	203,561,468	203,561,468	203,561,468
Nwoya District	19,252,472,996	21,366,461,089	18,166,638,963
District Discretionary Equalisation Development Gr	498,152,900	498,152,900	498,152,901
District Unconditional Grant Non-Wage	519,674,400	651,007,700	651,007,700
District Unconditional Grant Wage	1,450,248,942	1,450,248,942	1,087,686,708
Gratuity	485,322,570	485,322,570	485,322,568
Pensions	335,476,160	455,663,047	455,663,047
Pensions Arrears	176,681,189	176,681,189	176,681,189
Salary Arrears	52,258,679	52,258,679	52,258,679
Sector Conditional Grant - Development	4,631,697,527	5,536,437,355	5,423,717,522
Sector Conditional Grant - Non Wage Recurrent	1,236,280,271	1,540,344,349	1,277,523,884
Sector Conditional Grant - Wage Recurrent	9,660,068,487	10,313,732,487	7,898,715,366
Support Services Conditional Grant - Non Wage Recu	-	-	-
Transitional Conditional Grant – Development	19,801,980	19,801,980	19,801,980
Urban Unconditional Grant Wage	186,809,891	186,809,891	140,107,419
Obongi District	12,589,931,712	13,546,178,940	9,533,421,008
District Discretionary Equalisation Development Gr	2,077,640,733	2,077,640,733	130,314,645
District Unconditional Grant Non-Wage	315,870,819	405,688,675	405,688,676
District Unconditional Grant Wage	1,623,760,559	1,623,760,559	1,217,820,420
Gratuity	199,500,000	199,500,000	199,500,000
Pensions	55,157,720	55,157,720	55,157,721
Pensions Arrears	-	-	-
Salary Arrears	-	-	-
Sector Conditional Grant - Development	1,446,995,330	2,042,721,619	2,026,863,587

LG/Item	Sum of Approved Budget	Sum of Revised Budget	Sum of Release
Sector Conditional Grant - Non Wage Recurrent	745,667,409	1,016,370,492	849,121,106
Sector Conditional Grant - Wage Recurrent	5,686,508,422	5,686,508,422	4,264,881,318
Support Services Conditional Grant - Non Wage Recu	-	-	-
Transitional Conditional Grant – Development	219,801,980	219,801,980	219,801,980
Urban Unconditional Grant Wage	219,028,740	219,028,740	164,271,555
Omoror District	20,323,865,985	23,156,780,860	18,956,187,812
District Discretionary Equalisation Development Gr	347,714,791	347,714,791	347,714,790
District Unconditional Grant Non-Wage	436,036,016	724,035,816	724,035,816
District Unconditional Grant Wage	1,496,165,637	1,561,761,441	1,187,720,031
Gratuity	583,053,988	583,053,988	583,053,988
Pensions	316,394,845	618,881,350	618,881,350
Pensions Arrears	-	-	-
Salary Arrears	-	-	-
Sector Conditional Grant - Development	2,240,971,224	2,339,793,065	2,257,895,988
Sector Conditional Grant - Non Wage Recurrent	1,458,139,274	1,893,034,726	1,504,777,222
Sector Conditional Grant - Wage Recurrent	13,268,858,246	14,525,220,706	11,208,006,146
Support Services Conditional Grant - Non Wage Recu	-	-	-
Transitional Conditional Grant – Development	19,801,980	19,801,980	19,801,980
Urban Unconditional Grant Wage	156,729,984	543,482,997	504,300,501
Otuke District	15,115,239,159	16,465,198,156	13,560,991,138
District Discretionary Equalisation Development Gr	292,555,964	292,555,964	292,555,965
District Unconditional Grant Non-Wage	448,330,259	729,663,559	729,663,560
District Unconditional Grant Wage	1,341,531,758	1,341,531,758	1,006,148,818
Gratuity	192,140,979	192,140,979	192,140,980
Pensions	254,464,036	254,464,036	254,464,036
Pensions Arrears	187,381,917	187,381,917	187,381,917
Salary Arrears	164,774,179	164,774,179	164,774,179
Sector Conditional Grant - Development	2,044,333,283	2,663,802,450	2,633,785,460
Sector Conditional Grant - Non Wage Recurrent	1,300,815,203	1,749,971,733	1,433,392,537

LG/Item	Sum of Approved Budget	Sum of Revised Budget	Sum of Release
Sector Conditional Grant - Wage Recurrent	8,705,452,697	8,705,452,697	6,529,089,523
Support Services Conditional Grant - Non Wage Recu	-	-	-
Transitional Conditional Grant – Development	-	-	-
Urban Unconditional Grant Wage	183,458,884	183,458,884	137,594,163
Oyam District	36,447,228,727	39,454,173,273	33,647,516,400
District Discretionary Equalisation Development Gr	674,732,107	674,732,107	674,732,106
District Unconditional Grant Non-Wage	765,698,975	970,766,975	970,766,976
District Unconditional Grant Wage	1,866,055,176	1,866,055,176	1,399,541,382
Gratuity	1,587,517,792	1,587,517,792	1,587,517,792
Pensions	1,627,490,682	2,256,904,108	2,256,904,108
Pensions Arrears	1,871,891,320	1,871,891,320	1,871,891,320
Salary Arrears	264,083,225	264,083,225	264,083,225
Sector Conditional Grant - Development	6,312,168,333	6,566,239,918	6,524,329,403
Sector Conditional Grant - Non Wage Recurrent	2,032,923,824	2,860,438,022	2,418,421,786
Sector Conditional Grant - Wage Recurrent	19,301,393,039	20,392,270,376	15,566,922,116
Support Services Conditional Grant - Non Wage Recu	-	-	-
Transitional Conditional Grant – Development	19,801,980	19,801,980	19,801,980
Urban Unconditional Grant Wage	123,472,274	123,472,274	92,604,206
Pader District	27,790,812,928	28,925,641,235	23,712,869,992
District Discretionary Equalisation Development Gr	388,783,192	388,783,192	388,783,191
District Unconditional Grant Non-Wage	620,336,590	1,039,669,690	1,039,669,692
District Unconditional Grant Wage	1,782,396,624	1,782,396,624	1,336,797,468
Gratuity	1,967,589,220	1,967,589,220	1,967,589,220
Pensions	867,838,000	867,838,000	867,838,000
Pensions Arrears	-	-	-
Salary Arrears	-	-	-
Sector Conditional Grant - Development	3,468,495,433	3,513,117,439	3,459,313,399
Sector Conditional Grant - Non Wage Recurrent	2,091,912,793	2,762,785,994	2,195,332,720
Sector Conditional Grant - Wage Recurrent	16,517,849,909	16,517,849,909	12,388,387,431

LG/Item	Sum of Approved Budget	Sum of Revised Budget	Sum of Release
Support Services Conditional Grant - Non Wage Recu	-	-	-
Transitional Conditional Grant – Development	19,801,980	19,801,980	19,801,980
Urban Unconditional Grant Wage	65,809,187	65,809,187	49,356,891
Pakwach District	16,126,110,830	18,554,974,709	15,385,863,823
District Discretionary Equalisation Development Gr	262,780,772	262,780,772	262,780,773
District Unconditional Grant Non-Wage	444,551,499	717,013,599	717,013,600
District Unconditional Grant Wage	1,376,964,436	1,949,775,229	1,605,534,120
Gratuity	389,099,260	389,099,260	389,099,260
Pensions	132,700,475	182,411,437	182,411,437
Pensions Arrears	-	-	-
Salary Arrears	-	-	-
Sector Conditional Grant - Development	1,784,435,200	1,823,446,442	1,796,261,242
Sector Conditional Grant - Non Wage Recurrent	1,191,693,814	1,686,202,638	1,399,489,404
Sector Conditional Grant - Wage Recurrent	9,870,481,126	10,870,841,084	8,403,220,801
Support Services Conditional Grant - Non Wage Recu	-	-	-
Transitional Conditional Grant – Development	500,000,000	500,000,000	500,000,000
Urban Unconditional Grant Wage	173,404,248	173,404,248	130,053,186
Pallisa District	29,748,515,657	33,772,197,234	28,563,024,474
District Discretionary Equalisation Development Gr	984,568,679	984,568,679	984,568,680
District Unconditional Grant Non-Wage	641,437,489	866,770,689	866,770,688
District Unconditional Grant Wage	1,989,012,104	2,286,205,511	1,788,952,485
Gratuity	1,040,877,671	1,040,877,671	1,040,877,672
Pensions	3,571,982,674	4,127,685,365	4,127,685,366
Pensions Arrears	633,560,081	633,560,081	633,560,081
Salary Arrears	-	-	-
Sector Conditional Grant - Development	2,388,549,594	2,749,554,893	2,698,582,645
Sector Conditional Grant - Non Wage Recurrent	2,005,086,672	2,527,024,354	1,989,437,041
Sector Conditional Grant - Wage Recurrent	16,308,722,062	18,293,282,288	14,216,101,771
Support Services Conditional Grant - Non Wage Recu	-	-	-

LG/Item	Sum of Approved Budget	Sum of Revised Budget	Sum of Release
Transitional Conditional Grant – Development	-	-	-
Urban Unconditional Grant Wage	184,718,631	262,667,703	216,488,045
Rakai District	34,017,614,408	36,881,544,882	30,668,043,427
District Discretionary Equalisation Development Gr	491,119,671	491,119,671	491,119,671
District Unconditional Grant Non-Wage	683,699,074	1,096,365,674	1,096,365,676
District Unconditional Grant Wage	2,760,453,403	2,760,453,403	2,070,340,053
Gratuity	1,770,390,000	1,770,390,000	1,770,390,000
Pensions	2,111,432,790	2,625,523,747	2,625,523,746
Pensions Arrears	222,034,208	222,034,208	222,034,208
Salary Arrears	269,096,331	269,096,331	269,096,331
Sector Conditional Grant - Development	3,885,642,806	4,396,565,416	4,282,750,266
Sector Conditional Grant - Non Wage Recurrent	1,909,824,497	2,412,197,600	1,976,154,556
Sector Conditional Grant - Wage Recurrent	19,585,330,956	20,509,208,160	15,612,875,421
Support Services Conditional Grant - Non Wage Recu	-	-	-
Transitional Conditional Grant – Development	19,801,980	19,801,980	19,801,980
Urban Unconditional Grant Wage	308,788,692	308,788,692	231,591,519
Rubanda District	25,222,720,840	28,370,039,091	23,643,425,011
District Discretionary Equalisation Development Gr	311,473,252	311,473,252	311,473,251
District Unconditional Grant Non-Wage	503,812,987	1,093,778,987	1,093,778,988
District Unconditional Grant Wage	1,705,851,252	1,705,851,252	1,279,388,439
Gratuity	1,267,266,598	1,267,266,598	1,267,266,599
Pensions	583,176,036	653,959,431	653,959,430
Pensions Arrears	-	-	-
Salary Arrears	49,958,199	49,958,199	49,958,199
Sector Conditional Grant - Development	3,085,564,429	3,663,982,551	3,624,903,826
Sector Conditional Grant - Non Wage Recurrent	1,800,127,026	2,278,105,848	1,865,955,574
Sector Conditional Grant - Wage Recurrent	15,197,117,759	16,569,583,079	12,770,303,640
Support Services Conditional Grant - Non Wage Recu	-	-	-
Transitional Conditional Grant – Development	519,801,980	519,801,980	519,801,980

LG/Item	Sum of Approved Budget	Sum of Revised Budget	Sum of Release
Urban Unconditional Grant Wage	198,571,322	256,277,914	206,635,085
Rubirizi District	17,923,583,299	19,864,822,088	16,740,801,127
District Discretionary Equalisation Development Gr	268,281,914	268,281,914	268,281,915
District Unconditional Grant Non-Wage	500,078,475	500,078,475	500,078,476
District Unconditional Grant Wage	1,773,582,480	1,773,582,480	1,330,186,860
Gratuity	197,362,052	197,362,052	197,362,052
Pensions	317,647,669	442,347,622	442,347,622
Pensions Arrears	27,256,308	27,256,308	27,256,308
Salary Arrears	31,822,969	31,822,969	31,822,969
Sector Conditional Grant - Development	3,638,942,164	5,119,435,444	5,089,418,453
Sector Conditional Grant - Non Wage Recurrent	1,162,690,662	1,498,736,218	1,182,157,021
Sector Conditional Grant - Wage Recurrent	9,019,812,946	9,019,812,946	6,764,859,711
Support Services Conditional Grant - Non Wage Recu	-	-	-
Transitional Conditional Grant – Development	669,801,980	669,801,980	669,801,980
Urban Unconditional Grant Wage	316,303,680	316,303,680	237,227,760
Rukiga District	19,397,909,688	20,820,176,115	17,189,443,607
District Discretionary Equalisation Development Gr	122,022,628	122,022,628	122,022,627
District Unconditional Grant Non-Wage	397,314,898	397,314,898	397,314,896
District Unconditional Grant Wage	1,176,178,752	1,176,178,752	882,134,064
Gratuity	881,501,186	881,501,186	881,501,188
Pensions	361,742,744	376,290,124	376,290,124
Pensions Arrears	865,692,731	865,692,731	865,692,731
Salary Arrears	893,664,886	893,664,886	893,664,886
Sector Conditional Grant - Development	1,247,474,327	1,658,561,349	1,641,570,600
Sector Conditional Grant - Non Wage Recurrent	870,510,358	1,217,142,383	1,037,946,612
Sector Conditional Grant - Wage Recurrent	12,279,470,706	12,429,470,706	9,359,603,030
Support Services Conditional Grant - Non Wage Recu	-	-	-
Transitional Conditional Grant – Development	19,801,980	519,801,980	519,801,980
Urban Unconditional Grant Wage	282,534,492	282,534,492	211,900,869

LG/Item	Sum of Approved Budget	Sum of Revised Budget	Sum of Release
Rukungiri District	38,480,107,193	41,967,085,628	35,186,456,488
District Discretionary Equalisation Development Gr	355,809,035	355,809,035	355,809,036
District Unconditional Grant Non-Wage	683,912,455	683,912,455	683,912,456
District Unconditional Grant Wage	2,303,420,928	2,303,420,928	1,727,565,696
Gratuity	1,503,711,851	1,503,711,851	1,503,711,852
Pensions	3,072,201,704	3,433,295,021	3,433,295,021
Pensions Arrears	1,556,133,644	1,556,133,644	1,556,133,644
Salary Arrears	3,372,350	3,372,350	3,372,350
Sector Conditional Grant - Development	3,662,922,060	4,628,296,762	4,514,549,614
Sector Conditional Grant - Non Wage Recurrent	2,171,591,844	2,805,800,572	2,357,811,144
Sector Conditional Grant - Wage Recurrent	22,066,972,382	23,593,274,070	18,076,530,975
Support Services Conditional Grant - Non Wage Recu	-	-	-
Transitional Conditional Grant – Development	594,881,980	594,881,980	594,881,980
Urban Unconditional Grant Wage	505,176,960	505,176,960	378,882,720
Rukungiri Municipal Council	7,088,768,602	7,617,183,402	6,174,490,963
Gratuity	366,646,484	366,646,484	366,646,484
Pensions	274,844,904	324,394,923	324,394,922
Pensions Arrears	-	-	-
Salary Arrears	-	-	-
Sector Conditional Grant - Development	201,338,691	230,181,099	223,384,799
Sector Conditional Grant - Non Wage Recurrent	334,397,233	495,360,965	423,682,656
Sector Conditional Grant - Wage Recurrent	4,569,705,885	4,858,764,526	3,716,338,055
Support Services Conditional Grant - Non Wage Recu	-	-	-
Transitional Conditional Grant – Development	150,000,000	150,000,000	150,000,000
Urban Discretionary Equalisation Development Grant	89,439,779	89,439,779	89,439,780
Urban Unconditional Grant Wage	887,165,443	887,165,443	665,374,083
Urban Unconditional Non-Wage	215,230,183	215,230,183	215,230,184
Rwampara District	18,631,071,725	19,671,551,442	16,087,634,264
District Discretionary Equalisation Development Gr	170,247,383	170,247,383	170,247,384

LG/Item	Sum of Approved Budget	Sum of Revised Budget	Sum of Release
District Unconditional Grant Non-Wage	407,786,500	607,786,500	607,786,500
District Unconditional Grant Wage	1,954,893,603	1,954,893,603	1,466,170,203
Gratuity	984,388,551	984,388,551	984,388,552
Pensions	332,392,494	332,392,494	332,392,495
Pensions Arrears	815,069,804	815,069,804	815,069,804
Salary Arrears	-	-	-
Sector Conditional Grant - Development	781,358,872	816,150,107	799,725,715
Sector Conditional Grant - Non Wage Recurrent	760,348,376	1,087,668,858	914,446,279
Sector Conditional Grant - Wage Recurrent	11,472,187,237	11,950,555,237	9,082,508,427
Support Services Conditional Grant - Non Wage Recu	-	-	-
Transitional Conditional Grant – Development	802,398,905	802,398,905	802,398,905
Urban Unconditional Grant Wage	150,000,000	150,000,000	112,500,000
Sembabule District	27,541,466,031	28,824,668,925	23,466,131,394
District Discretionary Equalisation Development Gr	507,737,691	507,737,691	507,737,691
District Unconditional Grant Non-Wage	599,217,176	945,786,925	945,786,925
District Unconditional Grant Wage	1,726,681,720	1,726,681,720	1,295,011,290
Gratuity	1,158,396,406	1,158,396,406	1,158,396,407
Pensions	543,370,140	543,370,140	543,370,140
Pensions Arrears	-	-	-
Salary Arrears	11,629,821	11,629,821	11,629,821
Sector Conditional Grant - Development	3,411,242,695	3,818,212,818	3,699,574,212
Sector Conditional Grant - Non Wage Recurrent	1,883,504,435	2,413,167,457	2,024,909,952
Sector Conditional Grant - Wage Recurrent	17,345,461,487	17,345,461,487	13,009,096,116
Support Services Conditional Grant - Non Wage Recu	-	-	-
Transitional Conditional Grant – Development	19,801,980	19,801,980	19,801,980
Urban Unconditional Grant Wage	334,422,480	334,422,480	250,816,860
Serere District	28,878,223,218	29,891,832,483	24,503,508,738
District Discretionary Equalisation Development Gr	820,852,496	820,852,496	820,852,497
District Unconditional Grant Non-Wage	609,369,907	759,369,907	759,369,908

LG/Item	Sum of Approved Budget	Sum of Revised Budget	Sum of Release
District Unconditional Grant Wage	1,992,129,453	1,992,129,453	1,494,097,089
Gratuity	1,174,539,045	1,174,539,045	1,174,539,044
Pensions	897,856,690	983,461,922	983,461,923
Pensions Arrears	-	-	-
Salary Arrears	-	-	-
Sector Conditional Grant - Development	3,411,728,172	3,735,700,103	3,696,055,021
Sector Conditional Grant - Non Wage Recurrent	1,841,656,116	2,295,688,218	1,877,564,752
Sector Conditional Grant - Wage Recurrent	17,102,561,495	17,102,561,495	12,826,921,122
Support Services Conditional Grant - Non Wage Recu	-	-	-
Transitional Conditional Grant – Development	400,000,000	400,000,000	399,999,999
Urban Unconditional Grant Wage	627,529,844	627,529,844	470,647,383
Sheema District	23,392,460,056	26,137,713,430	21,602,756,697
District Discretionary Equalisation Development Gr	193,121,842	193,121,842	193,121,841
District Unconditional Grant Non-Wage	551,346,064	551,346,064	551,346,064
District Unconditional Grant Wage	1,632,587,817	1,632,587,817	1,224,440,862
Gratuity	642,140,250	642,140,250	642,140,252
Pensions	1,070,038,541	1,667,938,518	1,667,938,518
Pensions Arrears	-	-	-
Salary Arrears	-	-	-
Sector Conditional Grant - Development	2,565,784,924	3,603,840,232	3,577,221,391
Sector Conditional Grant - Non Wage Recurrent	1,259,637,028	1,641,351,117	1,360,611,075
Sector Conditional Grant - Wage Recurrent	14,540,662,262	15,268,246,262	11,633,080,698
Support Services Conditional Grant - Non Wage Recu	-	-	-
Transitional Conditional Grant – Development	200,000,000	200,000,000	200,000,000
Urban Unconditional Grant Wage	737,141,328	737,141,328	552,855,996
Sheema Municipal Council	11,525,935,230	12,366,877,136	10,105,095,481
Gratuity	950,505,312	950,505,312	950,505,312
Pensions	411,314,407	437,208,779	437,208,779
Pensions Arrears	18,693,257	18,693,257	18,693,257

LG/Item	Sum of Approved Budget	Sum of Revised Budget	Sum of Release
Salary Arrears	7,806,885	7,806,885	7,806,885
Sector Conditional Grant - Development	588,725,576	666,000,151	652,973,910
Sector Conditional Grant - Non Wage Recurrent	561,951,436	798,175,143	660,791,719
Sector Conditional Grant - Wage Recurrent	7,775,637,095	7,951,037,259	6,007,127,985
Support Services Conditional Grant - Non Wage Recu	-	-	-
Transitional Conditional Grant – Development	-	-	-
Urban Discretionary Equalisation Development Grant	190,176,340	190,176,340	190,176,339
Urban Unconditional Grant Wage	669,850,863	995,999,951	828,537,235
Urban Unconditional Non-Wage	351,274,059	351,274,059	351,274,060
Sironko District	31,326,464,211	35,214,888,581	29,082,178,975
District Discretionary Equalisation Development Gr	458,003,057	458,003,057	458,003,058
District Unconditional Grant Non-Wage	801,032,514	2,047,723,916	2,047,723,914
District Unconditional Grant Wage	1,766,789,159	1,849,415,099	1,407,717,810
Gratuity	1,038,394,238	1,038,394,238	1,038,394,240
Pensions	1,806,876,725	2,115,862,635	2,115,862,635
Pensions Arrears	-	-	-
Salary Arrears	45,590,710	45,590,710	45,590,710
Sector Conditional Grant - Development	4,491,222,400	4,650,141,050	4,463,822,438
Sector Conditional Grant - Non Wage Recurrent	4,231,958,969	5,150,443,477	3,812,448,386
Sector Conditional Grant - Wage Recurrent	16,313,697,351	17,486,415,311	13,407,990,973
Support Services Conditional Grant - Non Wage Recu	-	-	-
Transitional Conditional Grant – Development	19,801,980	19,801,980	19,801,980
Urban Unconditional Grant Wage	353,097,108	353,097,108	264,822,831
Soroti city	25,982,737,138	26,285,904,736	12,488,804,598
Gratuity	501,136,638	501,136,638	501,136,640
Pensions	375,289,166	375,289,166	375,289,166
Pensions Arrears	-	-	-
Salary Arrears	-	-	-
Sector Conditional Grant - Development	1,302,409,157	1,352,371,827	1,338,212,871

LG/Item	Sum of Approved Budget	Sum of Revised Budget	Sum of Release
Sector Conditional Grant - Non Wage Recurrent	607,512,645	860,717,573	711,387,764
Sector Conditional Grant - Wage Recurrent	8,288,060,945	8,288,060,945	6,216,045,708
Support Services Conditional Grant - Non Wage Recu	-	-	-
Transitional Conditional Grant – Development	1,000,000,000	1,000,000,000	999,999,999
Urban Discretionary Equalisation Development Grant	10,873,611,600	10,873,611,600	-
Urban Unconditional Grant Wage	2,751,938,153	2,751,938,153	2,063,953,614
Urban Unconditional Non-Wage	282,778,834	282,778,834	282,778,836
Soroti District	25,517,522,737	27,171,709,495	23,807,388,547
District Discretionary Equalisation Development Gr	528,299,227	528,299,227	528,299,226
District Unconditional Grant Non-Wage	550,715,891	757,382,391	757,382,392
District Unconditional Grant Wage	1,531,756,480	1,531,756,480	1,148,817,360
Gratuity	2,712,278,938	2,712,278,938	2,712,278,939
Pensions	3,227,660,310	3,227,660,310	3,227,660,310
Pensions Arrears	2,109,787,335	2,109,787,335	2,109,787,335
Salary Arrears	16,249,092	16,249,092	16,249,092
Sector Conditional Grant - Development	2,948,365,106	3,430,383,940	3,399,800,592
Sector Conditional Grant - Non Wage Recurrent	1,379,425,984	1,807,341,312	1,484,788,925
Sector Conditional Grant - Wage Recurrent	10,512,984,374	11,050,570,470	8,422,324,376
Support Services Conditional Grant - Non Wage Recu	-	-	-
Transitional Conditional Grant – Development	-	-	-
Urban Unconditional Grant Wage	-	-	-
Terego District	25,079,683,338	26,532,504,547	17,980,841,752
District Discretionary Equalisation Development Gr	4,454,360,147	4,454,360,147	486,958,914
District Unconditional Grant Non-Wage	546,574,830	546,574,830	546,574,828
District Unconditional Grant Wage	1,530,967,700	1,987,824,652	1,605,082,727
Gratuity	200,000,000	200,000,000	200,000,000
Pensions	100,000,000	125,914,104	125,914,104
Pensions Arrears	-	-	-
Salary Arrears	-	-	-

LG/Item	Sum of Approved Budget	Sum of Revised Budget	Sum of Release
Sector Conditional Grant - Development	1,427,117,940	1,522,773,977	1,498,986,929
Sector Conditional Grant - Non Wage Recurrent	1,113,228,690	1,590,917,617	1,340,043,537
Sector Conditional Grant - Wage Recurrent	15,707,434,031	15,707,434,031	11,780,575,524
Support Services Conditional Grant - Non Wage Recu	-	-	-
Transitional Conditional Grant – Development	-	-	-
Urban Unconditional Grant Wage	-	396,705,189	396,705,189
Tororo District	53,802,752,276	59,571,069,705	50,245,520,356
District Discretionary Equalisation Development Gr	1,004,881,790	1,004,881,790	1,004,881,791
District Unconditional Grant Non-Wage	913,837,608	2,197,085,008	2,197,085,008
District Unconditional Grant Wage	2,181,380,521	2,181,380,521	1,636,035,390
Gratuity	2,643,315,023	2,643,315,023	2,643,315,024
Pensions	4,128,582,070	5,307,839,626	5,307,839,627
Pensions Arrears	2,181,351,288	2,181,351,288	2,181,351,288
Salary Arrears	120,704,773	120,704,773	120,704,773
Sector Conditional Grant - Development	6,611,990,151	7,317,850,160	7,104,919,933
Sector Conditional Grant - Non Wage Recurrent	3,431,190,365	4,351,210,927	3,425,366,109
Sector Conditional Grant - Wage Recurrent	30,215,692,188	31,895,624,090	24,341,701,043
Support Services Conditional Grant - Non Wage Recu	-	-	-
Transitional Conditional Grant – Development	19,801,980	19,801,980	19,801,980
Urban Unconditional Grant Wage	350,024,519	350,024,519	262,518,390
Tororo Municipal Council	17,956,332,123	18,584,565,754	6,655,847,728
Gratuity	514,803,612	514,803,612	514,803,612
Pensions	432,924,865	502,833,323	502,833,323
Pensions Arrears	248,248,308	248,248,308	248,248,308
Salary Arrears	54,932,368	54,932,368	54,932,368
Sector Conditional Grant - Development	381,908,830	410,223,221	405,692,354
Sector Conditional Grant - Non Wage Recurrent	250,428,001	401,304,854	353,519,316
Sector Conditional Grant - Wage Recurrent	4,733,548,919	4,812,682,848	3,629,295,619
Support Services Conditional Grant - Non Wage Recu	-	-	-

LG/Item	Sum of Approved Budget	Sum of Revised Budget	Sum of Release
Transitional Conditional Grant – Development	-	-	-
Urban Discretionary Equalisation Development Grant	10,542,327,089	10,542,327,089	-
Urban Unconditional Grant Wage	602,749,215	602,749,215	452,061,912
Urban Unconditional Non-Wage	194,460,916	494,460,916	494,460,916
Wakiso District	59,567,899,997	62,541,765,198	52,576,705,098
District Discretionary Equalisation Development Gr	690,729,092	690,729,092	690,729,093
District Unconditional Grant Non-Wage	814,356,338	976,887,452	976,887,454
District Unconditional Grant Wage	3,774,179,282	3,774,179,282	2,830,634,460
Gratuity	2,884,996,828	2,884,996,828	2,884,996,828
Pensions	2,473,773,021	2,965,160,481	2,965,160,480
Pensions Arrears	69,703,026	69,703,026	69,703,026
Salary Arrears	205,866,813	205,866,813	205,866,813
Sector Conditional Grant - Development	8,973,460,078	9,857,175,516	9,576,034,603
Sector Conditional Grant - Non Wage Recurrent	2,788,614,513	3,399,133,304	2,801,814,067
Sector Conditional Grant - Wage Recurrent	30,524,796,895	31,350,509,293	23,719,310,070
Support Services Conditional Grant - Non Wage Recu	400,000,000	400,000,000	400,000,000
Transitional Conditional Grant – Development	3,920,000,478	3,920,000,478	3,920,000,479
Urban Unconditional Grant Wage	2,047,423,633	2,047,423,633	1,535,567,725
Yumbe District	49,531,912,483	54,037,712,290	37,127,373,302
District Discretionary Equalisation Development Gr	10,513,608,415	10,513,608,415	1,165,210,005
District Unconditional Grant Non-Wage	935,127,111	1,727,816,149	1,727,816,150
District Unconditional Grant Wage	2,048,163,890	2,048,163,890	1,536,122,916
Gratuity	453,780,392	453,780,392	453,780,392
Pensions	662,212,197	761,574,629	761,574,628
Pensions Arrears	107,056,760	107,056,760	107,056,760
Salary Arrears	172,440,548	172,440,548	172,440,548
Sector Conditional Grant - Development	7,265,371,121	8,776,230,712	8,664,658,124
Sector Conditional Grant - Non Wage Recurrent	4,327,719,573	5,298,357,052	4,121,638,155
Sector Conditional Grant - Wage Recurrent	22,840,934,191	23,973,185,458	18,262,951,911

LG/Item	Sum of Approved Budget	Sum of Revised Budget	Sum of Release
Support Services Conditional Grant - Non Wage Recu	-	-	-
Transitional Conditional Grant – Development	-	-	-
Urban Unconditional Grant Wage	205,498,285	205,498,285	154,123,713
Zombo District	21,945,379,122	23,377,799,901	19,595,518,297
District Discretionary Equalisation Development Gr	439,578,080	439,578,080	439,578,081
District Unconditional Grant Non-Wage	599,448,973	699,448,973	699,448,972
District Unconditional Grant Wage	1,278,222,539	1,278,222,539	958,666,905
Gratuity	2,177,238,309	2,177,238,309	2,177,238,308
Pensions	503,003,881	599,606,746	599,606,746
Pensions Arrears	354,625,297	354,625,297	354,625,297
Salary Arrears	127,686,072	127,686,072	127,686,072
Sector Conditional Grant - Development	2,357,558,535	2,424,955,052	2,390,407,195
Sector Conditional Grant - Non Wage Recurrent	1,652,763,934	2,248,978,062	1,884,613,327
Sector Conditional Grant - Wage Recurrent	11,900,362,165	12,472,569,434	9,497,478,892
Support Services Conditional Grant - Non Wage Recu	-	-	-
Transitional Conditional Grant – Development	200,000,000	200,000,000	200,000,000
Urban Unconditional Grant Wage	354,891,337	354,891,337	266,168,502
Grand Total	4,083,387,464,378	4,451,929,542,519	3,414,715,583,035

Transfers to LGs for FY 2022/23

LG/Item	Sum of Approved Budget	Sum of Revised Budget	Sum of Release
Abim District	17,892,794,927	19,092,534,975	19,092,534,975
District Discretionary Equalisation Development Gr	106,009,125	106,009,125	106,009,125
District Unconditional Grant Non-Wage	485,066,775	485,066,775	485,066,775
District Unconditional Grant Wage	2,042,252,186	2,107,652,186	2,107,652,186
Gratuity	280,939,010	384,147,352	384,147,352
Pensions	310,242,724	401,062,778	401,062,778
Pensions Arrears	-	-	-
Salary Arrears	-	-	-
Sector Conditional Grant - Non Wage Recurrent	443,479,820	443,479,820	443,479,820
Sector Conditional Grant - Development	2,807,567,954	2,807,567,954	2,807,567,954
Sector Conditional Grant - Wage Recurrent	11,071,795,602	12,012,107,255	12,012,107,255
Support Services Conditional Grant - Non Wage Recu	-	-	-
Transitional Conditional Grant – Development	14,814,815	14,814,815	14,814,815
Urban Unconditional Grant Wage	330,626,916	330,626,916	330,626,916
Adjumani District	36,851,943,717	39,504,246,312	39,504,246,312
District Discretionary Equalisation Development Gr	7,391,726,030	7,391,726,030	7,391,726,030
District Unconditional Grant Non-Wage	568,115,289	568,115,289	568,115,289
District Unconditional Grant Wage	2,820,557,032	2,973,557,032	2,973,557,032
Gratuity	295,577,402	430,983,129	430,983,129
Pensions	1,262,185,787	1,321,579,795	1,321,579,795
Pensions Arrears	148,977,675	148,977,675	148,977,675
Salary Arrears	130,887,747	130,887,747	130,887,747
Sector Conditional Grant - Non Wage Recurrent	794,103,532	794,103,532	794,103,532
Sector Conditional Grant - Development	3,960,676,801	3,960,676,801	3,960,676,801
Sector Conditional Grant - Wage Recurrent	19,204,644,078	21,509,146,939	21,509,146,939
Support Services Conditional Grant - Non Wage Recu	-	-	-
Transitional Conditional Grant – Development	14,814,815	14,814,815	14,814,815
Urban Unconditional Grant Wage	259,677,529	259,677,529	259,677,529

LG/Item	Sum of Approved Budget	Sum of Revised Budget	Sum of Release
Agago District	33,782,312,818	36,089,020,516	36,089,020,516
District Discretionary Equalisation Development Gr	147,102,478	147,102,478	147,102,478
District Unconditional Grant Non-Wage	895,303,437	895,303,437	895,303,437
District Unconditional Grant Wage	2,395,087,018	2,473,087,018	2,473,087,018
Gratuity	566,895,724	731,464,632	731,464,632
Pensions	441,260,800	745,360,530	745,360,530
Pensions Arrears	286,708,872	286,708,872	286,708,872
Salary Arrears	289,846,073	289,846,073	289,846,073
Sector Conditional Grant - Non Wage Recurrent	774,991,886	774,991,886	774,991,886
Sector Conditional Grant - Development	6,546,374,089	6,546,374,089	6,546,374,089
Sector Conditional Grant - Wage Recurrent	20,021,515,798	21,781,554,858	21,781,554,858
Support Services Conditional Grant - Non Wage Recu	-	-	-
Transitional Conditional Grant – Development	814,814,815	814,814,815	814,814,815
Urban Unconditional Grant Wage	602,411,827	602,411,827	602,411,827
Alebtong District	24,162,394,694	25,765,072,463	25,765,072,463
District Discretionary Equalisation Development Gr	156,029,708	156,029,708	156,029,708
District Unconditional Grant Non-Wage	767,121,182	767,121,182	767,121,182
District Unconditional Grant Wage	1,912,976,741	2,017,976,741	2,017,976,741
Gratuity	959,358,085	959,358,085	959,358,085
Pensions	802,301,226	971,150,782	971,150,782
Pensions Arrears	-	-	-
Salary Arrears	-	-	-
Sector Conditional Grant - Non Wage Recurrent	642,115,113	642,115,113	642,115,113
Sector Conditional Grant - Development	4,366,474,873	4,366,474,873	4,366,474,873
Sector Conditional Grant - Wage Recurrent	14,282,286,856	15,611,115,069	15,611,115,069
Support Services Conditional Grant - Non Wage Recu	-	-	-
Transitional Conditional Grant – Development	14,814,815	14,814,815	14,814,815
Urban Unconditional Grant Wage	258,916,094	258,916,094	258,916,094
Amolatar District	21,000,068,174	22,934,778,297	22,934,778,297

LG/Item	Sum of Approved Budget	Sum of Revised Budget	Sum of Release
District Discretionary Equalisation Development Gr	67,199,764	67,199,764	67,199,764
District Unconditional Grant Non-Wage	655,266,078	655,266,078	655,266,078
District Unconditional Grant Wage	2,018,996,832	2,099,996,832	2,099,996,832
Gratuity	882,358,141	882,358,141	882,358,141
Pensions	624,995,761	1,111,378,990	1,111,378,990
Pensions Arrears	-	-	-
Salary Arrears	-	-	-
Sector Conditional Grant - Non Wage Recurrent	581,113,723	581,113,723	581,113,723
Sector Conditional Grant - Development	4,588,837,099	4,588,837,099	4,588,837,099
Sector Conditional Grant - Wage Recurrent	10,795,313,196	12,162,640,089	12,162,640,089
Support Services Conditional Grant - Non Wage Recu	-	-	-
Transitional Conditional Grant – Development	514,814,815	514,814,815	514,814,815
Urban Unconditional Grant Wage	271,172,765	271,172,765	271,172,765
Amudat District	11,373,238,467	11,945,550,582	11,945,550,582
District Discretionary Equalisation Development Gr	66,449,563	66,449,563	66,449,563
District Unconditional Grant Non-Wage	438,441,730	438,441,730	438,441,730
District Unconditional Grant Wage	1,386,109,324	1,461,109,324	1,461,109,324
Gratuity	90,207,316	90,207,316	90,207,316
Pensions	113,194,883	113,194,883	113,194,883
Pensions Arrears	-	-	-
Salary Arrears	-	-	-
Sector Conditional Grant - Non Wage Recurrent	458,444,162	458,444,162	458,444,162
Sector Conditional Grant - Development	2,154,914,246	2,154,914,246	2,154,914,246
Sector Conditional Grant - Wage Recurrent	6,459,518,262	6,956,830,377	6,956,830,377
Support Services Conditional Grant - Non Wage Recu	-	-	-
Transitional Conditional Grant – Development	14,814,815	14,814,815	14,814,815
Urban Unconditional Grant Wage	191,144,166	191,144,166	191,144,166
Amuria District	21,751,829,205	23,767,547,720	23,767,547,720
District Discretionary Equalisation Development Gr	129,223,523	129,223,523	129,223,523

LG/Item	Sum of Approved Budget	Sum of Revised Budget	Sum of Release
District Unconditional Grant Non-Wage	712,085,934	712,085,934	712,085,934
District Unconditional Grant Wage	1,861,453,215	1,929,253,215	1,929,253,215
Gratuity	827,104,163	827,104,163	827,104,163
Pensions	883,847,554	883,847,554	883,847,554
Pensions Arrears	-	-	-
Salary Arrears	24,862,785	24,862,785	24,862,785
Sector Conditional Grant - Non Wage Recurrent	668,567,416	668,567,416	668,567,416
Sector Conditional Grant - Development	3,210,846,603	3,210,846,603	3,210,846,603
Sector Conditional Grant - Wage Recurrent	13,135,835,867	15,083,754,382	15,083,754,382
Support Services Conditional Grant - Non Wage Recu	-	-	-
Transitional Conditional Grant – Development	14,814,815	14,814,815	14,814,815
Urban Unconditional Grant Wage	283,187,331	283,187,331	283,187,331
Amuru District	22,724,326,406	23,810,714,373	23,810,714,373
District Discretionary Equalisation Development Gr	85,586,239	85,586,239	85,586,239
District Unconditional Grant Non-Wage	582,424,556	582,424,556	582,424,556
District Unconditional Grant Wage	3,383,282,653	3,529,082,653	3,529,082,653
Gratuity	435,456,795	435,456,795	435,456,795
Pensions	520,674,699	660,986,401	660,986,401
Pensions Arrears	154,484,068	154,484,068	154,484,068
Salary Arrears	54,781,097	54,781,097	54,781,097
Sector Conditional Grant - Non Wage Recurrent	527,507,402	527,507,402	527,507,402
Sector Conditional Grant - Development	3,934,885,826	3,934,885,826	3,934,885,826
Sector Conditional Grant - Wage Recurrent	12,762,653,554	13,562,929,820	13,562,929,820
Support Services Conditional Grant - Non Wage Recu	-	-	-
Transitional Conditional Grant – Development	14,814,815	14,814,815	14,814,815
Urban Unconditional Grant Wage	267,774,702	267,774,702	267,774,702
Apac District	24,375,130,778	25,368,674,579	25,368,674,579
District Discretionary Equalisation Development Gr	91,151,625	91,151,625	91,151,625
District Unconditional Grant Non-Wage	551,243,577	551,243,577	551,243,577

LG/Item	Sum of Approved Budget	Sum of Revised Budget	Sum of Release
District Unconditional Grant Wage	2,118,605,854	2,208,005,854	2,208,005,854
Gratuity	611,342,671	657,317,707	657,317,707
Pensions	4,053,610,698	4,055,880,618	4,055,880,618
Pensions Arrears	-	-	-
Salary Arrears	-	-	-
Sector Conditional Grant - Non Wage Recurrent	579,545,861	579,545,861	579,545,861
Sector Conditional Grant - Development	2,747,816,834	2,747,816,834	2,747,816,834
Sector Conditional Grant - Wage Recurrent	13,445,433,218	14,301,332,063	14,301,332,063
Support Services Conditional Grant - Non Wage Recu	-	-	-
Transitional Conditional Grant – Development	14,814,815	14,814,815	14,814,815
Urban Unconditional Grant Wage	161,565,626	161,565,626	161,565,626
Apac Municipal Council	12,129,391,208	12,949,332,601	12,949,332,601
Gratuity	169,105,044	169,105,044	169,105,044
Pensions	107,543,766	107,543,766	107,543,766
Pensions Arrears	-	-	-
Salary Arrears	-	-	-
Sector Conditional Grant - Non Wage Recurrent	133,017,334	133,017,334	133,017,334
Sector Conditional Grant - Development	1,080,570,818	1,080,570,818	1,080,570,818
Sector Conditional Grant - Wage Recurrent	3,521,813,679	4,295,555,072	4,295,555,072
Support Services Conditional Grant - Non Wage Recu	-	-	-
Transitional Conditional Grant – Development	-	-	-
Urban Discretionary Equalisation Development Grant	5,855,257,910	5,855,257,910	5,855,257,910
Urban Unconditional Grant Wage	944,780,950	990,980,950	990,980,950
Urban Unconditional Non-Wage	317,301,708	317,301,708	317,301,708
Arua city	31,752,290,718	35,613,838,618	35,613,838,618
Gratuity	1,049,550,810	1,490,079,938	1,490,079,938
Pensions	461,348,446	751,406,192	751,406,192
Pensions Arrears	468,736,780	468,736,780	468,736,780
Salary Arrears	-	-	-

LG/Item	Sum of Approved Budget	Sum of Revised Budget	Sum of Release
Sector Conditional Grant - Non Wage Recurrent	407,233,767	407,233,767	407,233,767
Sector Conditional Grant - Development	790,842,657	790,842,657	790,842,657
Sector Conditional Grant - Wage Recurrent	19,834,509,015	22,901,870,040	22,901,870,040
Support Services Conditional Grant - Non Wage Recu	-	-	-
Transitional Conditional Grant – Development	-	-	-
Urban Discretionary Equalisation Development Grant	4,265,651,428	4,265,651,428	4,265,651,428
Urban Unconditional Grant Wage	3,710,553,550	3,774,153,550	3,774,153,550
Urban Unconditional Non-Wage	763,864,266	763,864,266	763,864,266
Arua District	21,862,485,178	23,785,664,874	23,785,664,874
District Discretionary Equalisation Development Gr	1,917,716,104	1,917,716,104	1,917,716,104
District Unconditional Grant Non-Wage	615,055,736	615,055,736	615,055,736
District Unconditional Grant Wage	1,405,083,934	1,461,483,934	1,461,483,934
Gratuity	703,705,946	816,637,911	816,637,911
Pensions	4,058,534,756	4,620,183,184	4,620,183,184
Pensions Arrears	789,737,036	789,737,036	789,737,036
Salary Arrears	196,251,474	196,251,474	196,251,474
Sector Conditional Grant - Non Wage Recurrent	469,749,579	469,749,579	469,749,579
Sector Conditional Grant - Development	1,957,309,046	1,957,309,046	1,957,309,046
Sector Conditional Grant - Wage Recurrent	9,434,526,752	10,626,726,055	10,626,726,055
Support Services Conditional Grant - Non Wage Recu	-	-	-
Transitional Conditional Grant – Development	314,814,815	314,814,815	314,814,815
Urban Unconditional Grant Wage	-	-	-
Budaka District	25,667,393,650	27,921,529,498	27,921,529,498
District Discretionary Equalisation Development Gr	191,165,655	191,165,655	191,165,655
District Unconditional Grant Non-Wage	763,104,220	763,104,220	763,104,220
District Unconditional Grant Wage	2,256,302,120	2,351,702,120	2,351,702,120
Gratuity	360,798,947	382,503,310	382,503,310
Pensions	1,065,576,724	1,340,854,372	1,340,854,372
Pensions Arrears	926,194,000	926,194,000	926,194,000

LG/Item	Sum of Approved Budget	Sum of Revised Budget	Sum of Release
Salary Arrears	42,138,078	42,138,078	42,138,078
Sector Conditional Grant - Non Wage Recurrent	597,486,763	597,486,763	597,486,763
Sector Conditional Grant - Development	4,071,798,697	4,071,798,697	4,071,798,697
Sector Conditional Grant - Wage Recurrent	14,727,276,413	16,589,030,251	16,589,030,251
Support Services Conditional Grant - Non Wage Recu	-	-	-
Transitional Conditional Grant – Development	314,814,815	314,814,815	314,814,815
Urban Unconditional Grant Wage	350,737,217	350,737,217	350,737,217
Bududa District	27,851,501,200	29,897,257,312	29,897,257,312
District Discretionary Equalisation Development Gr	110,829,885	110,829,885	110,829,885
District Unconditional Grant Non-Wage	1,171,651,838	1,171,651,838	1,171,651,838
District Unconditional Grant Wage	2,275,369,253	2,328,169,253	2,328,169,253
Gratuity	720,547,166	720,547,166	720,547,166
Pensions	898,387,926	905,607,548	905,607,548
Pensions Arrears	153,248,542	153,248,542	153,248,542
Salary Arrears	37,046,695	37,046,695	37,046,695
Sector Conditional Grant - Non Wage Recurrent	765,091,183	765,091,183	765,091,183
Sector Conditional Grant - Development	5,613,786,959	5,613,786,959	5,613,786,959
Sector Conditional Grant - Wage Recurrent	15,826,382,866	17,812,119,355	17,812,119,355
Support Services Conditional Grant - Non Wage Recu	-	-	-
Transitional Conditional Grant – Development	14,814,815	14,814,815	14,814,815
Urban Unconditional Grant Wage	264,344,074	264,344,074	264,344,074
Bugiri District	33,093,930,444	36,626,116,754	36,626,116,754
District Discretionary Equalisation Development Gr	349,779,983	349,779,983	349,779,983
District Unconditional Grant Non-Wage	670,016,286	670,016,286	670,016,286
District Unconditional Grant Wage	2,639,509,975	2,733,709,975	2,733,709,975
Gratuity	1,082,081,151	1,298,426,076	1,298,426,076
Pensions	1,311,987,921	2,489,334,257	2,489,334,257
Pensions Arrears	101,075,010	101,075,010	101,075,010
Salary Arrears	14,363,605	14,363,605	14,363,605

LG/Item	Sum of Approved Budget	Sum of Revised Budget	Sum of Release
Sector Conditional Grant - Non Wage Recurrent	924,651,356	924,651,356	924,651,356
Sector Conditional Grant - Development	3,506,898,647	3,506,898,647	3,506,898,647
Sector Conditional Grant - Wage Recurrent	22,162,675,401	24,206,970,449	24,206,970,449
Support Services Conditional Grant - Non Wage Recu	-	-	-
Transitional Conditional Grant – Development	14,814,815	14,814,815	14,814,815
Urban Unconditional Grant Wage	316,076,294	316,076,294	316,076,294
Bugiri Municipal Council	3,707,072,833	4,250,472,342	4,250,472,342
Gratuity	55,521,463	55,521,463	55,521,463
Pensions	104,458,387	104,458,387	104,458,387
Pensions Arrears	-	-	-
Salary Arrears	-	-	-
Sector Conditional Grant - Non Wage Recurrent	82,579,795	82,579,795	82,579,795
Sector Conditional Grant - Development	306,640,510	306,640,510	306,640,510
Sector Conditional Grant - Wage Recurrent	2,102,537,355	2,599,736,864	2,599,736,864
Support Services Conditional Grant - Non Wage Recu	-	-	-
Transitional Conditional Grant – Development	-	-	-
Urban Discretionary Equalisation Development Grant	85,060,924	85,060,924	85,060,924
Urban Unconditional Grant Wage	767,562,325	813,762,325	813,762,325
Urban Unconditional Non-Wage	202,712,074	202,712,074	202,712,074
Bugweri District	19,025,050,605	20,610,580,118	20,610,580,118
District Discretionary Equalisation Development Gr	136,007,918	136,007,918	136,007,918
District Unconditional Grant Non-Wage	449,107,595	449,107,595	449,107,595
District Unconditional Grant Wage	1,461,735,377	1,518,135,377	1,518,135,377
Gratuity	388,807,649	388,807,649	388,807,649
Pensions	96,095,972	96,095,972	96,095,972
Pensions Arrears	349,949,811	349,949,811	349,949,811
Salary Arrears	186,026,623	186,026,623	186,026,623
Sector Conditional Grant - Non Wage Recurrent	413,667,927	413,667,927	413,667,927
Sector Conditional Grant - Development	3,024,066,853	3,024,066,853	3,024,066,853

LG/Item	Sum of Approved Budget	Sum of Revised Budget	Sum of Release
Sector Conditional Grant - Wage Recurrent	12,354,770,066	13,883,899,579	13,883,899,579
Support Services Conditional Grant - Non Wage Recu	-	-	-
Transitional Conditional Grant – Development	14,814,815	14,814,815	14,814,815
Urban Unconditional Grant Wage	150,000,000	150,000,000	150,000,000
Buhweju District	16,179,300,180	17,707,417,339	17,707,417,339
District Discretionary Equalisation Development Gr	70,055,210	70,055,210	70,055,210
District Unconditional Grant Non-Wage	572,855,500	572,855,500	572,855,500
District Unconditional Grant Wage	1,803,465,616	1,892,865,616	1,892,865,616
Gratuity	259,770,157	259,770,157	259,770,157
Pensions	342,448,945	682,460,480	682,460,480
Pensions Arrears	24,455,324	24,455,324	24,455,324
Salary Arrears	-	-	-
Sector Conditional Grant - Non Wage Recurrent	565,836,483	565,836,483	565,836,483
Sector Conditional Grant - Development	3,145,881,946	3,145,881,946	3,145,881,946
Sector Conditional Grant - Wage Recurrent	9,144,784,203	10,243,489,827	10,243,489,827
Support Services Conditional Grant - Non Wage Recu	-	-	-
Transitional Conditional Grant – Development	14,814,815	14,814,815	14,814,815
Urban Unconditional Grant Wage	234,931,982	234,931,982	234,931,982
Buikwe District	21,385,000,088	23,987,779,752	23,987,779,752
District Discretionary Equalisation Development Gr	109,391,785	109,391,785	109,391,785
District Unconditional Grant Non-Wage	492,118,230	492,118,230	492,118,230
District Unconditional Grant Wage	1,794,079,508	1,915,279,508	1,915,279,508
Gratuity	692,836,849	1,081,156,596	1,081,156,596
Pensions	852,668,148	977,328,984	977,328,984
Pensions Arrears	47,408,356	47,408,356	47,408,356
Salary Arrears	23,055,567	23,055,567	23,055,567
Sector Conditional Grant - Non Wage Recurrent	544,839,901	544,839,901	544,839,901
Sector Conditional Grant - Development	2,779,855,250	2,779,855,250	2,779,855,250
Sector Conditional Grant - Wage Recurrent	13,048,120,287	15,016,719,367	15,016,719,367

LG/Item	Sum of Approved Budget	Sum of Revised Budget	Sum of Release
Support Services Conditional Grant - Non Wage Recu	-	-	-
Transitional Conditional Grant – Development	314,814,815	314,814,815	314,814,815
Urban Unconditional Grant Wage	685,811,393	685,811,393	685,811,393
Bukedea District	29,933,752,749	32,780,441,300	32,780,441,300
District Discretionary Equalisation Development Gr	93,584,111	93,584,111	93,584,111
District Unconditional Grant Non-Wage	729,629,849	729,629,849	729,629,849
District Unconditional Grant Wage	2,291,461,693	2,355,061,693	2,355,061,693
Gratuity	2,172,137,349	2,711,259,753	2,711,259,753
Pensions	1,074,305,126	1,584,185,547	1,584,185,547
Pensions Arrears	49,069,448	49,069,448	49,069,448
Salary Arrears	593,866,970	593,866,970	593,866,970
Sector Conditional Grant - Non Wage Recurrent	783,843,710	783,843,710	783,843,710
Sector Conditional Grant - Development	3,475,925,769	3,475,925,769	3,475,925,769
Sector Conditional Grant - Wage Recurrent	16,928,331,487	18,662,417,211	18,662,417,211
Support Services Conditional Grant - Non Wage Recu	-	-	-
Transitional Conditional Grant – Development	1,514,814,815	1,514,814,815	1,514,814,815
Urban Unconditional Grant Wage	226,782,424	226,782,424	226,782,424
Bukomansimbi District	17,215,356,159	18,963,208,490	18,963,208,490
District Discretionary Equalisation Development Gr	94,622,636	94,622,636	94,622,636
District Unconditional Grant Non-Wage	424,308,883	424,308,883	424,308,883
District Unconditional Grant Wage	1,594,451,897	1,686,851,897	1,686,851,897
Gratuity	1,122,596,935	1,320,124,619	1,320,124,619
Pensions	508,217,016	564,720,989	564,720,989
Pensions Arrears	-	-	-
Salary Arrears	6,322,420	6,322,420	6,322,420
Sector Conditional Grant - Non Wage Recurrent	466,698,541	466,698,541	466,698,541
Sector Conditional Grant - Development	1,137,952,055	1,137,952,055	1,137,952,055
Sector Conditional Grant - Wage Recurrent	11,267,034,662	12,668,455,337	12,668,455,337
Support Services Conditional Grant - Non Wage Recu	-	-	-

LG/Item	Sum of Approved Budget	Sum of Revised Budget	Sum of Release
Transitional Conditional Grant – Development	314,814,815	314,814,815	314,814,815
Urban Unconditional Grant Wage	278,336,300	278,336,300	278,336,300
Bukwo District	20,725,403,281	22,740,393,269	22,740,393,269
District Discretionary Equalisation Development Gr	42,620,169	42,620,169	42,620,169
District Unconditional Grant Non-Wage	577,267,976	577,267,976	577,267,976
District Unconditional Grant Wage	2,473,682,248	2,561,282,248	2,561,282,248
Gratuity	529,692,012	540,081,534	540,081,534
Pensions	435,590,806	560,311,862	560,311,862
Pensions Arrears	-	-	-
Salary Arrears	-	-	-
Sector Conditional Grant - Non Wage Recurrent	557,157,244	557,157,244	557,157,244
Sector Conditional Grant - Development	2,245,632,359	2,245,632,359	2,245,632,359
Sector Conditional Grant - Wage Recurrent	13,482,928,203	15,275,207,614	15,275,207,614
Support Services Conditional Grant - Non Wage Recu	-	-	-
Transitional Conditional Grant – Development	14,814,815	14,814,815	14,814,815
Urban Unconditional Grant Wage	366,017,448	366,017,448	366,017,448
Bulambuli District	27,423,383,309	29,418,858,346	29,418,858,346
District Discretionary Equalisation Development Gr	107,748,961	107,748,961	107,748,961
District Unconditional Grant Non-Wage	935,603,317	935,603,317	935,603,317
District Unconditional Grant Wage	3,058,047,376	3,139,047,376	3,139,047,376
Gratuity	778,340,018	778,340,018	778,340,018
Pensions	647,314,940	900,879,708	900,879,708
Pensions Arrears	179,676,717	179,676,717	179,676,717
Salary Arrears	10,274,308	10,274,308	10,274,308
Sector Conditional Grant - Non Wage Recurrent	754,404,945	754,404,945	754,404,945
Sector Conditional Grant - Development	4,692,418,297	4,692,418,297	4,692,418,297
Sector Conditional Grant - Wage Recurrent	13,187,039,409	14,847,949,677	14,847,949,677
Support Services Conditional Grant - Non Wage Recu	-	-	-
Transitional Conditional Grant – Development	2,764,814,815	2,764,814,815	2,764,814,815

LG/Item	Sum of Approved Budget	Sum of Revised Budget	Sum of Release
Urban Unconditional Grant Wage	307,700,207	307,700,207	307,700,207
Buliisa District	13,761,145,741	14,832,388,619	14,832,388,619
District Discretionary Equalisation Development Gr	60,001,342	60,001,342	60,001,342
District Unconditional Grant Non-Wage	426,677,254	426,677,254	426,677,254
District Unconditional Grant Wage	1,005,774,940	1,056,174,940	1,056,174,940
Gratuity	148,344,681	148,344,681	148,344,681
Pensions	171,238,225	171,238,225	171,238,225
Pensions Arrears	-	-	-
Salary Arrears	36,264,531	36,264,531	36,264,531
Sector Conditional Grant - Non Wage Recurrent	419,014,229	419,014,229	419,014,229
Sector Conditional Grant - Development	1,956,954,795	1,956,954,795	1,956,954,795
Sector Conditional Grant - Wage Recurrent	9,277,806,970	10,298,649,848	10,298,649,848
Support Services Conditional Grant - Non Wage Recu	-	-	-
Transitional Conditional Grant – Development	14,814,815	14,814,815	14,814,815
Urban Unconditional Grant Wage	244,253,958	244,253,958	244,253,958
Bundibugyo District	31,917,413,883	34,364,011,089	34,364,011,089
District Discretionary Equalisation Development Gr	132,253,191	132,253,191	132,253,191
District Unconditional Grant Non-Wage	884,104,461	884,104,461	884,104,461
District Unconditional Grant Wage	2,638,784,434	2,768,384,434	2,768,384,434
Gratuity	384,387,996	475,557,735	475,557,735
Pensions	880,627,065	883,369,846	883,369,846
Pensions Arrears	142,046,891	142,046,891	142,046,891
Salary Arrears	113,417,802	113,417,802	113,417,802
Sector Conditional Grant - Non Wage Recurrent	848,572,269	848,572,269	848,572,269
Sector Conditional Grant - Development	3,756,274,960	3,756,274,960	3,756,274,960
Sector Conditional Grant - Wage Recurrent	21,675,366,962	23,898,451,647	23,898,451,647
Support Services Conditional Grant - Non Wage Recu	-	-	-
Transitional Conditional Grant – Development	14,814,815	14,814,815	14,814,815
Urban Unconditional Grant Wage	446,763,037	446,763,037	446,763,037

LG/Item	Sum of Approved Budget	Sum of Revised Budget	Sum of Release
Bunyangabu District	20,046,905,105	21,745,588,019	21,745,588,019
District Discretionary Equalisation Development Gr	82,954,638	82,954,638	82,954,638
District Unconditional Grant Non-Wage	504,799,555	504,799,555	504,799,555
District Unconditional Grant Wage	1,849,384,455	1,964,584,455	1,964,584,455
Gratuity	673,268,135	778,244,360	778,244,360
Pensions	245,231,427	427,943,351	427,943,351
Pensions Arrears	4,340,328	4,340,328	4,340,328
Salary Arrears	53,285,708	53,285,708	53,285,708
Sector Conditional Grant - Non Wage Recurrent	389,871,435	389,871,435	389,871,435
Sector Conditional Grant - Development	3,821,192,532	3,821,192,532	3,821,192,532
Sector Conditional Grant - Wage Recurrent	11,962,481,936	13,258,276,700	13,258,276,700
Support Services Conditional Grant - Non Wage Recu	-	-	-
Transitional Conditional Grant – Development	14,814,815	14,814,815	14,814,815
Urban Unconditional Grant Wage	445,280,141	445,280,141	445,280,141
Bushenyi District	31,487,737,051	34,507,962,849	34,507,962,849
District Discretionary Equalisation Development Gr	101,841,408	101,841,408	101,841,408
District Unconditional Grant Non-Wage	661,530,047	661,530,047	661,530,047
District Unconditional Grant Wage	3,053,689,565	3,194,089,565	3,194,089,565
Gratuity	586,582,794	586,582,794	586,582,794
Pensions	2,907,780,735	2,995,403,759	2,995,403,759
Pensions Arrears	1,034,706,145	1,034,706,145	1,034,706,145
Salary Arrears	81,646,946	81,646,946	81,646,946
Sector Conditional Grant - Non Wage Recurrent	683,392,411	683,392,411	683,392,411
Sector Conditional Grant - Development	3,460,710,918	3,460,710,918	3,460,710,918
Sector Conditional Grant - Wage Recurrent	16,904,557,195	19,696,759,969	19,696,759,969
Support Services Conditional Grant - Non Wage Recu	-	-	-
Transitional Conditional Grant – Development	1,652,814,815	1,652,814,815	1,652,814,815
Urban Unconditional Grant Wage	358,484,072	358,484,072	358,484,072
Bushenyi- Ishaka Municipal Council	9,354,051,143	11,334,815,672	11,334,815,672

LG/Item	Sum of Approved Budget	Sum of Revised Budget	Sum of Release
Gratuity	873,940,251	973,109,833	973,109,833
Pensions	499,028,495	715,132,998	715,132,998
Pensions Arrears	49,424,518	49,424,518	49,424,518
Salary Arrears	75,904,317	75,904,317	75,904,317
Sector Conditional Grant - Non Wage Recurrent	110,133,089	110,133,089	110,133,089
Sector Conditional Grant - Development	262,768,540	262,768,540	262,768,540
Sector Conditional Grant - Wage Recurrent	5,796,483,961	7,416,974,405	7,416,974,405
Support Services Conditional Grant - Non Wage Recu	-	-	-
Transitional Conditional Grant – Development	502,792,396	502,792,396	502,792,396
Urban Discretionary Equalisation Development Grant	74,929,270	74,929,270	74,929,270
Urban Unconditional Grant Wage	839,027,833	884,027,833	884,027,833
Urban Unconditional Non-Wage	269,618,472	269,618,472	269,618,472
Busia District	31,914,413,710	35,255,299,064	35,255,299,064
District Discretionary Equalisation Development Gr	174,014,640	174,014,640	174,014,640
District Unconditional Grant Non-Wage	911,720,283	911,720,283	911,720,283
District Unconditional Grant Wage	1,725,411,948	1,774,611,948	1,774,611,948
Gratuity	2,024,314,847	2,215,614,025	2,215,614,025
Pensions	1,466,600,943	1,930,651,306	1,930,651,306
Pensions Arrears	216,384,972	216,384,972	216,384,972
Salary Arrears	-	-	-
Sector Conditional Grant - Non Wage Recurrent	832,830,058	832,830,058	832,830,058
Sector Conditional Grant - Development	2,864,651,547	2,864,651,547	2,864,651,547
Sector Conditional Grant - Wage Recurrent	21,525,631,510	24,161,967,322	24,161,967,322
Support Services Conditional Grant - Non Wage Recu	-	-	-
Transitional Conditional Grant – Development	14,814,815	14,814,815	14,814,815
Urban Unconditional Grant Wage	158,038,147	158,038,147	158,038,147
Busia Municipal Council	13,094,475,330	13,709,399,783	13,709,399,783
Gratuity	2,185,336,568	2,270,262,028	2,270,262,028
Pensions	134,853,347	194,682,092	194,682,092

LG/Item	Sum of Approved Budget	Sum of Revised Budget	Sum of Release
Pensions Arrears	-	-	-
Salary Arrears	7,890,834	7,890,834	7,890,834
Sector Conditional Grant - Non Wage Recurrent	103,638,158	103,638,158	103,638,158
Sector Conditional Grant - Development	1,444,671,738	1,444,671,738	1,444,671,738
Sector Conditional Grant - Wage Recurrent	2,989,039,604	3,435,809,851	3,435,809,851
Support Services Conditional Grant - Non Wage Recu	-	-	-
Transitional Conditional Grant – Development	-	-	-
Urban Discretionary Equalisation Development Grant	5,229,600,624	5,229,600,624	5,229,600,624
Urban Unconditional Grant Wage	774,888,480	798,288,480	798,288,480
Urban Unconditional Non-Wage	224,555,977	224,555,977	224,555,977
Butaleja District	33,221,417,879	35,922,194,065	35,922,194,065
District Discretionary Equalisation Development Gr	172,980,915	172,980,915	172,980,915
District Unconditional Grant Non-Wage	819,629,319	819,629,319	819,629,319
District Unconditional Grant Wage	1,932,704,580	2,019,104,580	2,019,104,580
Gratuity	2,241,818,602	2,241,818,602	2,241,818,602
Pensions	1,470,877,766	1,803,082,460	1,803,082,460
Pensions Arrears	346,170,559	346,170,559	346,170,559
Salary Arrears	71,110,564	71,110,564	71,110,564
Sector Conditional Grant - Non Wage Recurrent	761,506,600	761,506,600	761,506,600
Sector Conditional Grant - Development	3,461,012,316	3,461,012,316	3,461,012,316
Sector Conditional Grant - Wage Recurrent	21,315,903,457	23,598,074,950	23,598,074,950
Support Services Conditional Grant - Non Wage Recu	-	-	-
Transitional Conditional Grant – Development	214,814,815	214,814,815	214,814,815
Urban Unconditional Grant Wage	412,888,386	412,888,386	412,888,386
Butambala District	26,108,659,498	30,376,439,838	30,376,439,838
District Discretionary Equalisation Development Gr	66,877,137	66,877,137	66,877,137
District Unconditional Grant Non-Wage	386,846,354	386,846,354	386,846,354
District Unconditional Grant Wage	1,303,187,896	1,362,587,896	1,362,587,896
Gratuity	1,248,771,876	1,943,539,208	1,943,539,208

LG/Item	Sum of Approved Budget	Sum of Revised Budget	Sum of Release
Pensions	574,478,504	897,434,647	897,434,647
Pensions Arrears	-	-	-
Salary Arrears	113,814,905	113,814,905	113,814,905
Sector Conditional Grant - Non Wage Recurrent	399,848,272	399,848,272	399,848,272
Sector Conditional Grant - Development	1,686,143,755	1,686,143,755	1,686,143,755
Sector Conditional Grant - Wage Recurrent	15,070,032,470	18,260,689,336	18,260,689,336
Support Services Conditional Grant - Non Wage Recu	-	-	-
Transitional Conditional Grant – Development	5,014,814,815	5,014,814,815	5,014,814,815
Urban Unconditional Grant Wage	243,843,514	243,843,514	243,843,514
Butebo District	17,787,943,227	19,727,523,551	19,727,523,551
District Discretionary Equalisation Development Gr	56,274,390	56,274,390	56,274,390
District Unconditional Grant Non-Wage	547,223,789	547,223,789	547,223,789
District Unconditional Grant Wage	1,938,448,787	1,999,048,787	1,999,048,787
Gratuity	538,938,930	871,048,028	871,048,028
Pensions	280,566,848	643,500,269	643,500,269
Pensions Arrears	763,992,543	763,992,543	763,992,543
Salary Arrears	-	-	-
Sector Conditional Grant - Non Wage Recurrent	390,327,891	390,327,891	390,327,891
Sector Conditional Grant - Development	2,562,519,943	2,562,519,943	2,562,519,943
Sector Conditional Grant - Wage Recurrent	9,854,254,079	11,038,191,883	11,038,191,883
Support Services Conditional Grant - Non Wage Recu	-	-	-
Transitional Conditional Grant – Development	564,814,815	564,814,815	564,814,815
Urban Unconditional Grant Wage	290,581,212	290,581,212	290,581,212
Buvuma District	16,971,330,796	18,053,425,767	18,053,425,767
District Discretionary Equalisation Development Gr	94,531,466	94,531,466	94,531,466
District Unconditional Grant Non-Wage	871,304,133	871,304,133	871,304,133
District Unconditional Grant Wage	2,220,168,450	2,354,568,450	2,354,568,450
Gratuity	226,406,515	296,268,821	296,268,821
Pensions	129,969,040	197,080,907	197,080,907

LG/Item	Sum of Approved Budget	Sum of Revised Budget	Sum of Release
Pensions Arrears	-	-	-
Salary Arrears	-	-	-
Sector Conditional Grant - Non Wage Recurrent	523,124,241	523,124,241	523,124,241
Sector Conditional Grant - Development	4,776,492,883	4,776,492,883	4,776,492,883
Sector Conditional Grant - Wage Recurrent	7,696,958,296	8,507,679,094	8,507,679,094
Support Services Conditional Grant - Non Wage Recu	-	-	-
Transitional Conditional Grant – Development	184,814,815	184,814,815	184,814,815
Urban Unconditional Grant Wage	247,560,958	247,560,958	247,560,958
Buyende District	21,143,258,597	22,890,361,895	22,890,361,895
District Discretionary Equalisation Development Gr	122,570,410	122,570,410	122,570,410
District Unconditional Grant Non-Wage	852,640,527	852,640,527	852,640,527
District Unconditional Grant Wage	1,999,269,312	2,124,669,312	2,124,669,312
Gratuity	678,589,546	972,266,734	972,266,734
Pensions	384,184,649	584,026,706	584,026,706
Pensions Arrears	-	-	-
Salary Arrears	-	-	-
Sector Conditional Grant - Non Wage Recurrent	790,869,815	790,869,815	790,869,815
Sector Conditional Grant - Development	3,189,745,411	3,189,745,411	3,189,745,411
Sector Conditional Grant - Wage Recurrent	12,870,511,278	13,998,695,331	13,998,695,331
Support Services Conditional Grant - Non Wage Recu	-	-	-
Transitional Conditional Grant – Development	14,814,815	14,814,815	14,814,815
Urban Unconditional Grant Wage	240,062,834	240,062,834	240,062,834
Dokolo District	23,142,558,143	25,883,067,922	25,883,067,922
District Discretionary Equalisation Development Gr	135,274,389	135,274,389	135,274,389
District Unconditional Grant Non-Wage	576,619,230	576,619,230	576,619,230
District Unconditional Grant Wage	1,898,585,990	1,965,185,990	1,965,185,990
Gratuity	531,522,331	634,567,846	634,567,846
Pensions	899,543,867	1,751,988,322	1,751,988,322
Pensions Arrears	424,405,296	424,405,296	424,405,296

LG/Item	Sum of Approved Budget	Sum of Revised Budget	Sum of Release
Salary Arrears	4,936,470	4,936,470	4,936,470
Sector Conditional Grant - Non Wage Recurrent	605,986,035	605,986,035	605,986,035
Sector Conditional Grant - Development	4,932,701,706	4,932,701,706	4,932,701,706
Sector Conditional Grant - Wage Recurrent	12,843,052,627	14,561,472,438	14,561,472,438
Support Services Conditional Grant - Non Wage Recu	-	-	-
Transitional Conditional Grant – Development	14,814,815	14,814,815	14,814,815
Urban Unconditional Grant Wage	275,115,386	275,115,386	275,115,386
Entebbe Municipal Council	10,768,136,903	12,146,408,445	12,146,408,445
Gratuity	354,707,792	369,843,284	369,843,284
Pensions	701,411,023	757,259,515	757,259,515
Pensions Arrears	-	-	-
Salary Arrears	-	-	-
Sector Conditional Grant - Non Wage Recurrent	127,464,434	127,464,434	127,464,434
Sector Conditional Grant - Development	520,774,100	520,774,100	520,774,100
Sector Conditional Grant - Wage Recurrent	4,267,522,505	5,537,610,064	5,537,610,064
Support Services Conditional Grant - Non Wage Recu	-	-	-
Transitional Conditional Grant – Development	-	-	-
Urban Discretionary Equalisation Development Grant	3,464,834,327	3,464,834,327	3,464,834,327
Urban Unconditional Grant Wage	974,442,506	1,011,642,506	1,011,642,506
Urban Unconditional Non-Wage	356,980,215	356,980,215	356,980,215
Fort-Portal city	23,207,941,034	25,809,039,030	25,809,039,030
Gratuity	497,159,176	669,349,806	669,349,806
Pensions	439,448,700	714,699,661	714,699,661
Pensions Arrears	609,130,047	609,130,047	609,130,047
Salary Arrears	-	-	-
Sector Conditional Grant - Non Wage Recurrent	190,286,658	190,286,658	190,286,658
Sector Conditional Grant - Development	2,174,221,055	2,174,221,055	2,174,221,055
Sector Conditional Grant - Wage Recurrent	10,501,306,553	12,581,762,959	12,581,762,959
Support Services Conditional Grant - Non Wage Recu	-	-	-

LG/Item	Sum of Approved Budget	Sum of Revised Budget	Sum of Release
Transitional Conditional Grant – Development	-	-	-
Urban Discretionary Equalisation Development Grant	5,074,547,877	5,074,547,877	5,074,547,877
Urban Unconditional Grant Wage	3,412,067,251	3,485,267,251	3,485,267,251
Urban Unconditional Non-Wage	309,773,717	309,773,717	309,773,717
Gomba District	17,827,846,118	20,342,796,044	20,342,796,044
District Discretionary Equalisation Development Gr	71,141,648	71,141,648	71,141,648
District Unconditional Grant Non-Wage	509,579,356	509,579,356	509,579,356
District Unconditional Grant Wage	1,694,504,821	1,788,104,821	1,788,104,821
Gratuity	446,370,320	824,816,566	824,816,566
Pensions	446,225,528	481,562,531	481,562,531
Pensions Arrears	-	-	-
Salary Arrears	-	-	-
Sector Conditional Grant - Non Wage Recurrent	568,960,094	568,960,094	568,960,094
Sector Conditional Grant - Development	1,088,125,745	1,088,125,745	1,088,125,745
Sector Conditional Grant - Wage Recurrent	12,410,343,088	14,417,909,767	14,417,909,767
Support Services Conditional Grant - Non Wage Recu	-	-	-
Transitional Conditional Grant – Development	414,814,815	414,814,815	414,814,815
Urban Unconditional Grant Wage	177,780,701	177,780,701	177,780,701
Gulu city	39,773,078,816	43,209,078,966	43,209,078,966
Gratuity	453,083,746	637,320,409	637,320,409
Pensions	824,582,486	1,976,737,874	1,976,737,874
Pensions Arrears	154,466,039	154,466,039	154,466,039
Salary Arrears	104,429,391	104,429,391	104,429,391
Sector Conditional Grant - Non Wage Recurrent	258,465,593	258,465,593	258,465,593
Sector Conditional Grant - Development	577,756,546	577,756,546	577,756,546
Sector Conditional Grant - Wage Recurrent	11,393,241,207	13,444,249,307	13,444,249,307
Support Services Conditional Grant - Non Wage Recu	-	-	-
Transitional Conditional Grant – Development	-	-	-
Urban Discretionary Equalisation Development Grant	22,234,699,296	22,234,699,296	22,234,699,296

LG/Item	Sum of Approved Budget	Sum of Revised Budget	Sum of Release
Urban Unconditional Grant Wage	3,208,946,718	3,257,546,718	3,257,546,718
Urban Unconditional Non-Wage	563,407,793	563,407,793	563,407,793
Gulu District	26,606,064,986	27,790,983,176	27,790,983,176
District Discretionary Equalisation Development Gr	104,874,731	104,874,731	104,874,731
District Unconditional Grant Non-Wage	492,167,224	492,167,224	492,167,224
District Unconditional Grant Wage	3,293,837,407	3,402,437,407	3,402,437,407
Gratuity	291,123,380	405,160,337	405,160,337
Pensions	3,640,753,616	3,649,822,883	3,649,822,883
Pensions Arrears	305,793,031	305,793,031	305,793,031
Salary Arrears	-	-	-
Sector Conditional Grant - Non Wage Recurrent	472,636,615	472,636,615	472,636,615
Sector Conditional Grant - Development	3,623,548,677	3,623,548,677	3,623,548,677
Sector Conditional Grant - Wage Recurrent	14,366,515,489	15,319,727,456	15,319,727,456
Support Services Conditional Grant - Non Wage Recu	-	-	-
Transitional Conditional Grant – Development	14,814,815	14,814,815	14,814,815
Urban Unconditional Grant Wage	-	-	-
Hoima city	28,027,903,377	29,642,114,837	29,642,114,837
Gratuity	286,923,950	447,015,101	447,015,101
Pensions	534,674,913	544,759,970	544,759,970
Pensions Arrears	55,967,226	55,967,226	55,967,226
Salary Arrears	37,401,495	37,401,495	37,401,495
Sector Conditional Grant - Non Wage Recurrent	178,668,809	178,668,809	178,668,809
Sector Conditional Grant - Development	367,023,813	367,023,813	367,023,813
Sector Conditional Grant - Wage Recurrent	5,608,454,887	7,027,890,140	7,027,890,140
Support Services Conditional Grant - Non Wage Recu	-	-	-
Transitional Conditional Grant – Development	-	-	-
Urban Discretionary Equalisation Development Grant	17,850,402,684	17,850,402,684	17,850,402,684
Urban Unconditional Grant Wage	2,761,536,029	2,786,136,029	2,786,136,029
Urban Unconditional Non-Wage	346,849,570	346,849,570	346,849,570

LG/Item	Sum of Approved Budget	Sum of Revised Budget	Sum of Release
Hoima District	20,937,050,540	22,410,523,892	22,410,523,892
District Discretionary Equalisation Development Gr	124,028,511	124,028,511	124,028,511
District Unconditional Grant Non-Wage	603,509,149	603,509,149	603,509,149
District Unconditional Grant Wage	2,185,694,990	2,280,494,990	2,280,494,990
Gratuity	639,800,916	669,234,453	669,234,453
Pensions	1,961,894,950	1,964,012,484	1,964,012,484
Pensions Arrears	26,258,508	26,258,508	26,258,508
Salary Arrears	-	-	-
Sector Conditional Grant - Non Wage Recurrent	570,031,361	570,031,361	570,031,361
Sector Conditional Grant - Development	2,952,195,218	2,952,195,218	2,952,195,218
Sector Conditional Grant - Wage Recurrent	11,648,659,918	12,995,782,200	12,995,782,200
Support Services Conditional Grant - Non Wage Recu	-	-	-
Transitional Conditional Grant – Development	14,814,815	14,814,815	14,814,815
Urban Unconditional Grant Wage	210,162,203	210,162,203	210,162,203
Ibanda District	23,385,286,228	25,203,374,646	25,203,374,646
District Discretionary Equalisation Development Gr	162,658,756	162,658,756	162,658,756
District Unconditional Grant Non-Wage	570,483,873	570,483,873	570,483,873
District Unconditional Grant Wage	2,396,606,949	2,576,606,949	2,576,606,949
Gratuity	1,286,843,405	1,327,817,981	1,327,817,981
Pensions	1,204,837,038	1,259,039,130	1,259,039,130
Pensions Arrears	-	-	-
Salary Arrears	-	-	-
Sector Conditional Grant - Non Wage Recurrent	518,577,786	518,577,786	518,577,786
Sector Conditional Grant - Development	4,394,470,408	4,394,470,408	4,394,470,408
Sector Conditional Grant - Wage Recurrent	12,376,919,134	13,919,830,883	13,919,830,883
Support Services Conditional Grant - Non Wage Recu	-	-	-
Transitional Conditional Grant – Development	14,814,815	14,814,815	14,814,815
Urban Unconditional Grant Wage	459,074,065	459,074,065	459,074,065
Ibanda Municipal Council	10,974,625,462	12,635,409,923	12,635,409,923

LG/Item	Sum of Approved Budget	Sum of Revised Budget	Sum of Release
Gratuity	484,221,108	774,070,760	774,070,760
Pensions	341,467,291	480,304,059	480,304,059
Pensions Arrears	-	-	-
Salary Arrears	-	-	-
Sector Conditional Grant - Non Wage Recurrent	172,727,292	172,727,292	172,727,292
Sector Conditional Grant - Development	453,675,960	453,675,960	453,675,960
Sector Conditional Grant - Wage Recurrent	7,377,857,201	8,563,755,243	8,563,755,243
Support Services Conditional Grant - Non Wage Recu	-	-	-
Transitional Conditional Grant – Development	600,000,000	600,000,000	600,000,000
Urban Discretionary Equalisation Development Grant	169,517,228	169,517,228	169,517,228
Urban Unconditional Grant Wage	994,119,272	1,040,319,272	1,040,319,272
Urban Unconditional Non-Wage	381,040,108	381,040,108	381,040,108
Iganga District	37,952,158,215	42,855,048,477	42,855,048,477
District Discretionary Equalisation Development Gr	258,390,054	258,390,054	258,390,054
District Unconditional Grant Non-Wage	604,445,665	604,445,665	604,445,665
District Unconditional Grant Wage	1,982,887,101	2,085,487,101	2,085,487,101
Gratuity	2,703,826,772	3,833,824,639	3,833,824,639
Pensions	3,840,691,270	4,034,654,630	4,034,654,630
Pensions Arrears	415,737,173	415,737,173	415,737,173
Salary Arrears	55,240,803	55,240,803	55,240,803
Sector Conditional Grant - Non Wage Recurrent	658,442,837	658,442,837	658,442,837
Sector Conditional Grant - Development	2,783,700,699	2,783,700,699	2,783,700,699
Sector Conditional Grant - Wage Recurrent	24,525,228,690	28,001,557,725	28,001,557,725
Support Services Conditional Grant - Non Wage Recu	-	-	-
Transitional Conditional Grant – Development	14,814,815	14,814,815	14,814,815
Urban Unconditional Grant Wage	108,752,338	108,752,338	108,752,338
Iganga Municipal Council	5,146,220,309	5,645,599,384	5,645,599,384
Gratuity	163,180,217	163,180,217	163,180,217
Pensions	121,767,481	121,767,481	121,767,481

LG/Item	Sum of Approved Budget	Sum of Revised Budget	Sum of Release
Pensions Arrears	-	-	-
Salary Arrears	-	-	-
Sector Conditional Grant - Non Wage Recurrent	94,732,525	94,732,525	94,732,525
Sector Conditional Grant - Development	291,857,521	291,857,521	291,857,521
Sector Conditional Grant - Wage Recurrent	2,959,338,362	3,412,517,438	3,412,517,438
Support Services Conditional Grant - Non Wage Recu	-	-	-
Transitional Conditional Grant – Development	-	-	-
Urban Discretionary Equalisation Development Grant	106,463,402	106,463,402	106,463,402
Urban Unconditional Grant Wage	1,103,925,441	1,150,125,441	1,150,125,441
Urban Unconditional Non-Wage	304,955,359	304,955,359	304,955,359
Isingiro District	44,270,067,044	48,497,446,658	48,497,446,658
District Discretionary Equalisation Development Gr	4,490,874,096	4,490,874,096	4,490,874,096
District Unconditional Grant Non-Wage	881,403,936	881,403,936	881,403,936
District Unconditional Grant Wage	2,797,333,377	2,929,933,377	2,929,933,377
Gratuity	836,005,954	913,711,505	913,711,505
Pensions	1,304,084,055	1,576,054,397	1,576,054,397
Pensions Arrears	977,589,249	977,589,249	977,589,249
Salary Arrears	33,908,618	33,908,618	33,908,618
Sector Conditional Grant - Non Wage Recurrent	1,054,986,006	1,054,986,006	1,054,986,006
Sector Conditional Grant - Development	4,973,219,624	4,973,219,624	4,973,219,624
Sector Conditional Grant - Wage Recurrent	25,969,435,278	29,714,539,000	29,714,539,000
Support Services Conditional Grant - Non Wage Recu	-	-	-
Transitional Conditional Grant – Development	214,814,815	214,814,815	214,814,815
Urban Unconditional Grant Wage	736,412,036	736,412,036	736,412,036
Jinja city	33,945,272,133	40,336,930,343	40,336,930,343
Gratuity	1,380,909,603	2,155,446,672	2,155,446,672
Pensions	1,592,912,936	1,980,736,156	1,980,736,156
Pensions Arrears	243,646,703	243,646,703	243,646,703
Salary Arrears	16,741,736	16,741,736	16,741,736

LG/Item	Sum of Approved Budget	Sum of Revised Budget	Sum of Release
Sector Conditional Grant - Non Wage Recurrent	316,857,321	316,857,321	316,857,321
Sector Conditional Grant - Development	3,290,320,786	3,290,320,786	3,290,320,786
Sector Conditional Grant - Wage Recurrent	17,660,461,819	22,800,959,740	22,800,959,740
Support Services Conditional Grant - Non Wage Recu	-	-	-
Transitional Conditional Grant – Development	-	-	-
Urban Discretionary Equalisation Development Grant	5,237,379,694	5,237,379,694	5,237,379,694
Urban Unconditional Grant Wage	3,805,407,871	3,894,207,871	3,894,207,871
Urban Unconditional Non-Wage	400,633,664	400,633,664	400,633,664
Jinja District	37,522,907,948	44,115,152,917	44,115,152,917
District Discretionary Equalisation Development Gr	148,628,454	148,628,454	148,628,454
District Unconditional Grant Non-Wage	570,732,638	570,732,638	570,732,638
District Unconditional Grant Wage	2,164,545,269	2,290,545,269	2,290,545,269
Gratuity	2,006,179,895	3,327,631,041	3,327,631,041
Pensions	2,728,838,217	3,901,634,788	3,901,634,788
Pensions Arrears	-	-	-
Salary Arrears	78,010,284	78,010,284	78,010,284
Sector Conditional Grant - Non Wage Recurrent	675,296,715	675,296,715	675,296,715
Sector Conditional Grant - Development	3,484,979,380	3,484,979,380	3,484,979,380
Sector Conditional Grant - Wage Recurrent	23,457,805,928	27,429,803,179	27,429,803,179
Support Services Conditional Grant - Non Wage Recu	-	-	-
Transitional Conditional Grant – Development	1,514,814,815	1,514,814,815	1,514,814,815
Urban Unconditional Grant Wage	693,076,354	693,076,354	693,076,354
Kaabong District	16,509,779,149	17,845,080,317	17,845,080,317
District Discretionary Equalisation Development Gr	100,841,117	100,841,117	100,841,117
District Unconditional Grant Non-Wage	718,889,556	718,889,556	718,889,556
District Unconditional Grant Wage	1,946,374,082	1,982,374,082	1,982,374,082
Gratuity	255,132,898	382,233,847	382,233,847
Pensions	327,257,867	340,345,770	340,345,770
Pensions Arrears	136,362,624	136,362,624	136,362,624

LG/Item	Sum of Approved Budget	Sum of Revised Budget	Sum of Release
Salary Arrears	221,336,911	221,336,911	221,336,911
Sector Conditional Grant - Non Wage Recurrent	603,489,207	603,489,207	603,489,207
Sector Conditional Grant - Development	2,372,475,698	2,372,475,698	2,372,475,698
Sector Conditional Grant - Wage Recurrent	9,237,432,313	10,396,544,629	10,396,544,629
Support Services Conditional Grant - Non Wage Recu	-	-	-
Transitional Conditional Grant – Development	414,814,815	414,814,815	414,814,815
Urban Unconditional Grant Wage	175,372,062	175,372,062	175,372,062
Kabale District	36,728,022,058	39,820,137,010	39,820,137,010
District Discretionary Equalisation Development Gr	134,460,351	134,460,351	134,460,351
District Unconditional Grant Non-Wage	667,474,134	667,474,134	667,474,134
District Unconditional Grant Wage	3,660,852,108	3,757,452,108	3,757,452,108
Gratuity	1,581,303,494	1,581,303,494	1,581,303,494
Pensions	3,838,450,305	4,676,452,344	4,676,452,344
Pensions Arrears	1,108,871,745	1,108,871,745	1,108,871,745
Salary Arrears	64,789,005	64,789,005	64,789,005
Sector Conditional Grant - Non Wage Recurrent	657,318,394	657,318,394	657,318,394
Sector Conditional Grant - Development	1,389,506,609	1,389,506,609	1,389,506,609
Sector Conditional Grant - Wage Recurrent	20,922,979,256	23,080,492,170	23,080,492,170
Support Services Conditional Grant - Non Wage Recu	420,000,000	420,000,000	420,000,000
Transitional Conditional Grant – Development	1,964,814,815	1,964,814,815	1,964,814,815
Urban Unconditional Grant Wage	317,201,841	317,201,841	317,201,841
Kabale Municipal Council	19,525,734,420	22,671,152,342	22,671,152,342
Gratuity	410,716,555	578,047,186	578,047,186
Pensions	739,641,656	895,225,668	895,225,668
Pensions Arrears	-	-	-
Salary Arrears	-	-	-
Sector Conditional Grant - Non Wage Recurrent	111,038,661	111,038,661	111,038,661
Sector Conditional Grant - Development	3,114,341,411	3,114,341,411	3,114,341,411
Sector Conditional Grant - Wage Recurrent	7,648,339,008	10,419,242,288	10,419,242,288

LG/Item	Sum of Approved Budget	Sum of Revised Budget	Sum of Release
Support Services Conditional Grant - Non Wage Recu	-	-	-
Transitional Conditional Grant – Development	-	-	-
Urban Discretionary Equalisation Development Grant	6,257,751,948	6,257,751,948	6,257,751,948
Urban Unconditional Grant Wage	999,485,767	1,051,085,767	1,051,085,767
Urban Unconditional Non-Wage	244,419,415	244,419,415	244,419,415
Kabarole District	24,185,499,264	25,434,495,241	25,434,495,241
District Discretionary Equalisation Development Gr	132,972,598	132,972,598	132,972,598
District Unconditional Grant Non-Wage	635,503,520	635,503,520	635,503,520
District Unconditional Grant Wage	2,216,641,119	2,382,241,119	2,382,241,119
Gratuity	479,505,220	479,505,220	479,505,220
Pensions	2,660,795,762	2,660,795,762	2,660,795,762
Pensions Arrears	4,802,805	4,802,805	4,802,805
Salary Arrears	27,274,509	27,274,509	27,274,509
Sector Conditional Grant - Non Wage Recurrent	543,697,033	543,697,033	543,697,033
Sector Conditional Grant - Development	4,696,525,058	4,696,525,058	4,696,525,058
Sector Conditional Grant - Wage Recurrent	11,150,533,767	12,233,929,745	12,233,929,745
Support Services Conditional Grant - Non Wage Recu	-	-	-
Transitional Conditional Grant – Development	314,814,815	314,814,815	314,814,815
Urban Unconditional Grant Wage	1,322,433,059	1,322,433,059	1,322,433,059
Kaberamaido District	16,855,431,482	17,724,148,559	17,724,148,559
District Discretionary Equalisation Development Gr	92,431,442	92,431,442	92,431,442
District Unconditional Grant Non-Wage	445,652,504	445,652,504	445,652,504
District Unconditional Grant Wage	1,471,851,520	1,561,251,520	1,561,251,520
Gratuity	450,230,222	654,227,485	654,227,485
Pensions	1,105,676,504	1,147,312,283	1,147,312,283
Pensions Arrears	617,369,701	617,369,701	617,369,701
Salary Arrears	-	-	-
Sector Conditional Grant - Non Wage Recurrent	364,593,100	364,593,100	364,593,100
Sector Conditional Grant - Development	2,049,767,175	2,049,767,175	2,049,767,175

LG/Item	Sum of Approved Budget	Sum of Revised Budget	Sum of Release
Sector Conditional Grant - Wage Recurrent	9,424,270,263	9,957,954,298	9,957,954,298
Support Services Conditional Grant - Non Wage Recu	-	-	-
Transitional Conditional Grant – Development	614,814,815	614,814,815	614,814,815
Urban Unconditional Grant Wage	218,774,236	218,774,236	218,774,236
Kagadi District	35,022,099,487	36,937,375,331	36,937,375,331
District Discretionary Equalisation Development Gr	108,485,630	108,485,630	108,485,630
District Unconditional Grant Non-Wage	1,096,987,488	1,096,987,488	1,096,987,488
District Unconditional Grant Wage	5,245,303,545	5,363,503,545	5,363,503,545
Gratuity	331,098,398	361,591,130	361,591,130
Pensions	293,268,953	295,025,535	295,025,535
Pensions Arrears	293,920,013	293,920,013	293,920,013
Salary Arrears	181,902,968	181,902,968	181,902,968
Sector Conditional Grant - Non Wage Recurrent	1,010,110,065	1,010,110,065	1,010,110,065
Sector Conditional Grant - Development	4,933,006,784	4,933,006,784	4,933,006,784
Sector Conditional Grant - Wage Recurrent	19,875,971,893	21,640,798,422	21,640,798,422
Support Services Conditional Grant - Non Wage Recu	-	-	-
Transitional Conditional Grant – Development	1,032,949,065	1,032,949,065	1,032,949,065
Urban Unconditional Grant Wage	619,094,686	619,094,686	619,094,686
Kakumiro District	29,566,445,001	30,842,148,109	30,842,148,109
District Discretionary Equalisation Development Gr	208,859,891	208,859,891	208,859,891
District Unconditional Grant Non-Wage	847,821,489	847,821,489	847,821,489
District Unconditional Grant Wage	2,562,759,342	2,650,359,342	2,650,359,342
Gratuity	414,942,259	414,942,259	414,942,259
Pensions	290,972,493	290,972,493	290,972,493
Pensions Arrears	23,599,113	23,599,113	23,599,113
Salary Arrears	44,252,032	44,252,032	44,252,032
Sector Conditional Grant - Non Wage Recurrent	787,545,877	787,545,877	787,545,877
Sector Conditional Grant - Development	7,665,400,114	7,665,400,114	7,665,400,114
Sector Conditional Grant - Wage Recurrent	14,750,911,064	15,939,014,171	15,939,014,171

LG/Item	Sum of Approved Budget	Sum of Revised Budget	Sum of Release
Support Services Conditional Grant - Non Wage Recu	-	-	-
Transitional Conditional Grant – Development	1,514,814,815	1,514,814,815	1,514,814,815
Urban Unconditional Grant Wage	454,566,512	454,566,512	454,566,512
Kalaki District	15,136,461,225	16,634,190,346	16,634,190,346
District Discretionary Equalisation Development Gr	54,147,737	54,147,737	54,147,737
District Unconditional Grant Non-Wage	613,521,018	613,521,018	613,521,018
District Unconditional Grant Wage	2,028,203,615	2,107,403,615	2,107,403,615
Gratuity	900,747,280	900,747,280	900,747,280
Pensions	120,915,393	260,920,236	260,920,236
Pensions Arrears	-	-	-
Salary Arrears	-	-	-
Sector Conditional Grant - Non Wage Recurrent	387,588,579	387,588,579	387,588,579
Sector Conditional Grant - Development	2,005,469,487	2,005,469,487	2,005,469,487
Sector Conditional Grant - Wage Recurrent	8,446,823,868	9,725,348,145	9,725,348,145
Support Services Conditional Grant - Non Wage Recu	-	-	-
Transitional Conditional Grant – Development	314,814,815	314,814,815	314,814,815
Urban Unconditional Grant Wage	264,229,433	264,229,433	264,229,433
Kalangala District	15,548,092,933	16,896,639,149	16,896,639,149
District Discretionary Equalisation Development Gr	40,395,808	40,395,808	40,395,808
District Unconditional Grant Non-Wage	397,603,602	397,603,602	397,603,602
District Unconditional Grant Wage	1,773,340,388	1,836,940,388	1,836,940,388
Gratuity	481,634,993	558,749,716	558,749,716
Pensions	328,282,982	430,779,758	430,779,758
Pensions Arrears	-	-	-
Salary Arrears	-	-	-
Sector Conditional Grant - Non Wage Recurrent	421,077,722	421,077,722	421,077,722
Sector Conditional Grant - Development	2,146,411,475	2,146,411,475	2,146,411,475
Sector Conditional Grant - Wage Recurrent	9,652,832,357	10,758,167,074	10,758,167,074
Support Services Conditional Grant - Non Wage Recu	-	-	-

LG/Item	Sum of Approved Budget	Sum of Revised Budget	Sum of Release
Transitional Conditional Grant – Development	214,814,815	214,814,815	214,814,815
Urban Unconditional Grant Wage	91,698,791	91,698,791	91,698,791
Kaliro District	30,388,770,477	33,016,130,314	33,016,130,314
District Discretionary Equalisation Development Gr	197,375,706	197,375,706	197,375,706
District Unconditional Grant Non-Wage	564,925,997	564,925,997	564,925,997
District Unconditional Grant Wage	2,249,455,806	2,406,055,806	2,406,055,806
Gratuity	1,839,035,925	1,905,226,231	1,905,226,231
Pensions	1,003,298,970	1,450,906,541	1,450,906,541
Pensions Arrears	-	-	-
Salary Arrears	12,615,936	12,615,936	12,615,936
Sector Conditional Grant - Non Wage Recurrent	772,541,245	772,541,245	772,541,245
Sector Conditional Grant - Development	4,531,131,676	4,531,131,676	4,531,131,676
Sector Conditional Grant - Wage Recurrent	18,360,899,190	20,317,861,150	20,317,861,150
Support Services Conditional Grant - Non Wage Recu	-	-	-
Transitional Conditional Grant – Development	414,814,815	414,814,815	414,814,815
Urban Unconditional Grant Wage	442,675,211	442,675,211	442,675,211
Kalungu District	22,786,810,466	26,005,450,287	26,005,450,287
District Discretionary Equalisation Development Gr	88,482,076	88,482,076	88,482,076
District Unconditional Grant Non-Wage	472,408,457	472,408,457	472,408,457
District Unconditional Grant Wage	1,909,287,642	2,062,287,642	2,062,287,642
Gratuity	1,752,282,798	2,022,558,433	2,022,558,433
Pensions	760,336,689	1,274,179,557	1,274,179,557
Pensions Arrears	-	-	-
Salary Arrears	51,114,709	51,114,709	51,114,709
Sector Conditional Grant - Non Wage Recurrent	589,253,546	589,253,546	589,253,546
Sector Conditional Grant - Development	1,548,779,418	1,548,779,418	1,548,779,418
Sector Conditional Grant - Wage Recurrent	14,990,948,101	17,272,469,419	17,272,469,419
Support Services Conditional Grant - Non Wage Recu	-	-	-
Transitional Conditional Grant – Development	114,814,815	114,814,815	114,814,815

LG/Item	Sum of Approved Budget	Sum of Revised Budget	Sum of Release
Urban Unconditional Grant Wage	509,102,216	509,102,216	509,102,216
Kamuli District	48,230,608,209	52,015,072,159	52,015,072,159
District Discretionary Equalisation Development Gr	317,508,160	317,508,160	317,508,160
District Unconditional Grant Non-Wage	819,953,767	819,953,767	819,953,767
District Unconditional Grant Wage	3,090,971,238	3,161,771,238	3,161,771,238
Gratuity	1,465,358,952	1,962,524,567	1,962,524,567
Pensions	3,172,012,397	3,458,593,275	3,458,593,275
Pensions Arrears	791,215,033	791,215,033	791,215,033
Salary Arrears	127,371,078	127,371,078	127,371,078
Sector Conditional Grant - Non Wage Recurrent	1,070,909,695	1,070,909,695	1,070,909,695
Sector Conditional Grant - Development	6,450,934,297	6,450,934,297	6,450,934,297
Sector Conditional Grant - Wage Recurrent	30,672,501,555	33,602,419,013	33,602,419,013
Support Services Conditional Grant - Non Wage Recu	-	-	-
Transitional Conditional Grant – Development	14,814,815	14,814,815	14,814,815
Urban Unconditional Grant Wage	237,057,221	237,057,221	237,057,221
Kamuli Municipal Council	13,655,578,367	14,374,072,942	14,374,072,942
Gratuity	260,048,713	376,250,588	376,250,588
Pensions	183,281,673	214,301,041	214,301,041
Pensions Arrears	-	-	-
Salary Arrears	-	-	-
Sector Conditional Grant - Non Wage Recurrent	123,558,995	123,558,995	123,558,995
Sector Conditional Grant - Development	2,468,000,187	2,468,000,187	2,468,000,187
Sector Conditional Grant - Wage Recurrent	3,850,640,150	4,381,713,482	4,381,713,482
Support Services Conditional Grant - Non Wage Recu	-	-	-
Transitional Conditional Grant – Development	-	-	-
Urban Discretionary Equalisation Development Grant	5,660,513,316	5,660,513,316	5,660,513,316
Urban Unconditional Grant Wage	853,645,272	893,845,272	893,845,272
Urban Unconditional Non-Wage	255,890,061	255,890,061	255,890,061
Kamwenge District	34,066,816,798	36,721,999,638	36,721,999,638

LG/Item	Sum of Approved Budget	Sum of Revised Budget	Sum of Release
District Discretionary Equalisation Development Gr	4,227,329,178	4,227,329,178	4,227,329,178
District Unconditional Grant Non-Wage	633,690,491	633,690,491	633,690,491
District Unconditional Grant Wage	2,621,589,613	2,767,389,613	2,767,389,613
Gratuity	1,309,487,942	1,743,214,248	1,743,214,248
Pensions	1,301,058,259	1,326,456,659	1,326,456,659
Pensions Arrears	70,160,734	70,160,734	70,160,734
Salary Arrears	19,903,676	19,903,676	19,903,676
Sector Conditional Grant - Non Wage Recurrent	671,711,073	671,711,073	671,711,073
Sector Conditional Grant - Development	4,809,029,922	4,809,029,922	4,809,029,922
Sector Conditional Grant - Wage Recurrent	17,771,926,222	19,822,184,356	19,822,184,356
Support Services Conditional Grant - Non Wage Recu	-	-	-
Transitional Conditional Grant – Development	214,814,815	214,814,815	214,814,815
Urban Unconditional Grant Wage	416,114,873	416,114,873	416,114,873
Kanungu District	37,716,765,784	42,423,003,550	42,423,003,550
District Discretionary Equalisation Development Gr	160,125,990	160,125,990	160,125,990
District Unconditional Grant Non-Wage	764,426,204	764,426,204	764,426,204
District Unconditional Grant Wage	2,741,040,661	2,873,640,661	2,873,640,661
Gratuity	1,125,112,868	1,388,799,712	1,388,799,712
Pensions	1,748,056,299	2,284,698,325	2,284,698,325
Pensions Arrears	-	-	-
Salary Arrears	20,776,430	20,776,430	20,776,430
Sector Conditional Grant - Non Wage Recurrent	890,039,193	890,039,193	890,039,193
Sector Conditional Grant - Development	1,707,136,934	1,707,136,934	1,707,136,934
Sector Conditional Grant - Wage Recurrent	25,664,698,324	29,438,007,219	29,438,007,219
Support Services Conditional Grant - Non Wage Recu	-	-	-
Transitional Conditional Grant – Development	2,021,814,815	2,021,814,815	2,021,814,815
Urban Unconditional Grant Wage	873,538,067	873,538,067	873,538,067
Kapchorwa District	20,141,273,598	22,002,906,445	22,002,906,445
District Discretionary Equalisation Development Gr	59,533,264	59,533,264	59,533,264

LG/Item	Sum of Approved Budget	Sum of Revised Budget	Sum of Release
District Unconditional Grant Non-Wage	589,305,693	589,305,693	589,305,693
District Unconditional Grant Wage	2,410,849,189	2,477,449,189	2,477,449,189
Gratuity	572,230,184	764,667,983	764,667,983
Pensions	1,399,742,487	1,423,560,485	1,423,560,485
Pensions Arrears	510,473,432	510,473,432	510,473,432
Salary Arrears	-	-	-
Sector Conditional Grant - Non Wage Recurrent	413,668,418	413,668,418	413,668,418
Sector Conditional Grant - Development	2,809,257,494	2,809,257,494	2,809,257,494
Sector Conditional Grant - Wage Recurrent	11,321,889,086	12,900,666,136	12,900,666,136
Support Services Conditional Grant - Non Wage Recu	-	-	-
Transitional Conditional Grant – Development	14,814,815	14,814,815	14,814,815
Urban Unconditional Grant Wage	39,509,537	39,509,537	39,509,537
Kapchorwa Municipal Council	7,852,643,688	9,227,228,270	9,227,228,270
Gratuity	719,815,305	921,401,667	921,401,667
Pensions	202,757,125	262,978,381	262,978,381
Pensions Arrears	288,136,312	288,136,312	288,136,312
Salary Arrears	6,397,967	6,397,967	6,397,967
Sector Conditional Grant - Non Wage Recurrent	133,866,805	133,866,805	133,866,805
Sector Conditional Grant - Development	384,336,253	384,336,253	384,336,253
Sector Conditional Grant - Wage Recurrent	4,866,691,524	5,943,468,488	5,943,468,488
Support Services Conditional Grant - Non Wage Recu	-	-	-
Transitional Conditional Grant – Development	-	-	-
Urban Discretionary Equalisation Development Grant	77,213,801	77,213,801	77,213,801
Urban Unconditional Grant Wage	710,543,003	746,543,003	746,543,003
Urban Unconditional Non-Wage	462,885,592	462,885,592	462,885,592
Kapelebyong District	13,675,568,771	14,644,646,926	14,644,646,926
District Discretionary Equalisation Development Gr	58,957,908	58,957,908	58,957,908
District Unconditional Grant Non-Wage	500,497,022	500,497,022	500,497,022
District Unconditional Grant Wage	1,305,273,344	1,365,873,344	1,365,873,344

LG/Item	Sum of Approved Budget	Sum of Revised Budget	Sum of Release
Gratuity	314,416,225	398,162,299	398,162,299
Pensions	95,850,012	283,996,886	283,996,886
Pensions Arrears	-	-	-
Salary Arrears	92,804,595	92,804,595	92,804,595
Sector Conditional Grant - Non Wage Recurrent	381,541,591	381,541,591	381,541,591
Sector Conditional Grant - Development	3,338,120,757	3,338,120,757	3,338,120,757
Sector Conditional Grant - Wage Recurrent	7,004,763,892	7,641,349,099	7,641,349,099
Support Services Conditional Grant - Non Wage Recu	-	-	-
Transitional Conditional Grant – Development	314,814,815	314,814,815	314,814,815
Urban Unconditional Grant Wage	268,528,610	268,528,610	268,528,610
Karenga District	12,287,671,333	12,623,130,247	12,623,130,247
District Discretionary Equalisation Development Gr	60,843,703	60,843,703	60,843,703
District Unconditional Grant Non-Wage	411,019,628	411,019,628	411,019,628
District Unconditional Grant Wage	2,041,382,208	2,145,182,208	2,145,182,208
Gratuity	156,106,102	156,106,102	156,106,102
Pensions	56,272,319	56,272,319	56,272,319
Pensions Arrears	-	-	-
Salary Arrears	116,240,329	116,240,329	116,240,329
Sector Conditional Grant - Non Wage Recurrent	283,878,405	283,878,405	283,878,405
Sector Conditional Grant - Development	2,496,734,312	2,496,734,312	2,496,734,312
Sector Conditional Grant - Wage Recurrent	5,851,616,260	6,083,275,174	6,083,275,174
Support Services Conditional Grant - Non Wage Recu	-	-	-
Transitional Conditional Grant – Development	514,814,815	514,814,815	514,814,815
Urban Unconditional Grant Wage	298,763,252	298,763,252	298,763,252
Kasanda District	22,514,463,440	24,574,833,966	24,574,833,966
District Discretionary Equalisation Development Gr	129,494,491	129,494,491	129,494,491
District Unconditional Grant Non-Wage	789,385,453	789,385,453	789,385,453
District Unconditional Grant Wage	2,049,558,797	2,137,758,797	2,137,758,797
Gratuity	505,841,636	535,736,626	535,736,626

LG/Item	Sum of Approved Budget	Sum of Revised Budget	Sum of Release
Pensions	382,239,944	432,802,343	432,802,343
Pensions Arrears	-	-	-
Salary Arrears	-	-	-
Sector Conditional Grant - Non Wage Recurrent	687,778,342	687,778,342	687,778,342
Sector Conditional Grant - Development	3,767,299,020	3,767,299,020	3,767,299,020
Sector Conditional Grant - Wage Recurrent	13,125,886,493	15,017,599,630	15,017,599,630
Support Services Conditional Grant - Non Wage Recu	-	-	-
Transitional Conditional Grant – Development	814,814,815	814,814,815	814,814,815
Urban Unconditional Grant Wage	262,164,450	262,164,450	262,164,450
Kasese District	67,172,834,973	74,060,717,104	74,060,717,104
District Discretionary Equalisation Development Gr	322,496,319	322,496,319	322,496,319
District Unconditional Grant Non-Wage	1,127,162,539	1,127,162,539	1,127,162,539
District Unconditional Grant Wage	4,263,532,994	4,408,132,994	4,408,132,994
Gratuity	3,269,838,108	3,882,984,645	3,882,984,645
Pensions	2,943,492,438	3,454,103,258	3,454,103,258
Pensions Arrears	25,646,569	25,646,569	25,646,569
Salary Arrears	18,342,358	18,342,358	18,342,358
Sector Conditional Grant - Non Wage Recurrent	1,460,358,243	1,460,358,243	1,460,358,243
Sector Conditional Grant - Development	4,569,873,673	4,569,873,673	4,569,873,673
Sector Conditional Grant - Wage Recurrent	47,766,357,507	53,385,882,281	53,385,882,281
Support Services Conditional Grant - Non Wage Recu	-	-	-
Transitional Conditional Grant – Development	14,814,815	14,814,815	14,814,815
Urban Unconditional Grant Wage	1,390,919,410	1,390,919,410	1,390,919,410
Kasese Municipal Council	27,674,817,819	29,551,619,856	29,551,619,856
Gratuity	530,189,773	819,349,310	819,349,310
Pensions	374,723,870	449,723,675	449,723,675
Pensions Arrears	3,064,980	3,064,980	3,064,980
Salary Arrears	22,092,873	22,092,873	22,092,873
Sector Conditional Grant - Non Wage Recurrent	154,213,391	154,213,391	154,213,391

LG/Item	Sum of Approved Budget	Sum of Revised Budget	Sum of Release
Sector Conditional Grant - Development	334,576,685	334,576,685	334,576,685
Sector Conditional Grant - Wage Recurrent	9,064,302,427	10,539,145,123	10,539,145,123
Support Services Conditional Grant - Non Wage Recu	-	-	-
Transitional Conditional Grant – Development	-	-	-
Urban Discretionary Equalisation Development Grant	15,860,569,865	15,860,569,865	15,860,569,865
Urban Unconditional Grant Wage	1,009,126,211	1,046,926,211	1,046,926,211
Urban Unconditional Non-Wage	321,957,743	321,957,743	321,957,743
Katakwi District	29,977,729,011	32,508,937,370	32,508,937,370
District Discretionary Equalisation Development Gr	90,376,299	90,376,299	90,376,299
District Unconditional Grant Non-Wage	631,943,318	631,943,318	631,943,318
District Unconditional Grant Wage	2,369,415,520	2,466,015,520	2,466,015,520
Gratuity	770,463,871	770,463,871	770,463,871
Pensions	1,288,468,794	1,833,674,076	1,833,674,076
Pensions Arrears	1,652,802,010	1,652,802,010	1,652,802,010
Salary Arrears	258,186,348	258,186,348	258,186,348
Sector Conditional Grant - Non Wage Recurrent	663,798,464	663,798,464	663,798,464
Sector Conditional Grant - Development	5,999,086,103	5,999,086,103	5,999,086,103
Sector Conditional Grant - Wage Recurrent	14,692,417,918	16,581,820,995	16,581,820,995
Support Services Conditional Grant - Non Wage Recu	-	-	-
Transitional Conditional Grant – Development	1,264,814,815	1,264,814,815	1,264,814,815
Urban Unconditional Grant Wage	295,955,550	295,955,550	295,955,550
Kayunga District	40,431,659,623	45,747,691,589	45,747,691,589
District Discretionary Equalisation Development Gr	256,670,742	256,670,742	256,670,742
District Unconditional Grant Non-Wage	619,440,388	619,440,388	619,440,388
District Unconditional Grant Wage	2,041,036,173	2,116,036,173	2,116,036,173
Gratuity	1,307,574,762	1,646,457,636	1,646,457,636
Pensions	1,289,512,981	1,647,253,812	1,647,253,812
Pensions Arrears	1,555,677,473	1,555,677,473	1,555,677,473
Salary Arrears	114,710,903	114,710,903	114,710,903

LG/Item	Sum of Approved Budget	Sum of Revised Budget	Sum of Release
Sector Conditional Grant - Non Wage Recurrent	736,951,217	736,951,217	736,951,217
Sector Conditional Grant - Development	5,114,014,121	5,114,014,121	5,114,014,121
Sector Conditional Grant - Wage Recurrent	23,617,839,921	27,324,937,351	27,324,937,351
Support Services Conditional Grant - Non Wage Recu	-	-	-
Transitional Conditional Grant – Development	3,421,208,106	4,258,518,937	4,258,518,937
Urban Unconditional Grant Wage	357,022,836	357,022,836	357,022,836
Kazo District	18,119,885,477	19,823,910,696	19,823,910,696
District Discretionary Equalisation Development Gr	115,699,182	115,699,182	115,699,182
District Unconditional Grant Non-Wage	521,215,519	521,215,519	521,215,519
District Unconditional Grant Wage	2,130,276,179	2,218,476,179	2,218,476,179
Gratuity	260,088,527	406,390,833	406,390,833
Pensions	79,191,247	429,504,976	429,504,976
Pensions Arrears	-	-	-
Salary Arrears	20,492,932	20,492,932	20,492,932
Sector Conditional Grant - Non Wage Recurrent	484,004,413	484,004,413	484,004,413
Sector Conditional Grant - Development	3,166,147,869	3,166,147,869	3,166,147,869
Sector Conditional Grant - Wage Recurrent	10,712,435,904	11,831,645,087	11,831,645,087
Support Services Conditional Grant - Non Wage Recu	-	-	-
Transitional Conditional Grant – Development	314,814,815	314,814,815	314,814,815
Urban Unconditional Grant Wage	315,518,890	315,518,890	315,518,890
Kibaale District	26,511,822,539	28,563,361,926	28,563,361,926
District Discretionary Equalisation Development Gr	138,519,646	138,519,646	138,519,646
District Unconditional Grant Non-Wage	673,679,959	673,679,959	673,679,959
District Unconditional Grant Wage	2,393,499,752	2,515,899,752	2,515,899,752
Gratuity	354,158,591	774,798,908	774,798,908
Pensions	1,459,816,059	1,753,703,226	1,753,703,226
Pensions Arrears	1,289,759,684	1,289,759,684	1,289,759,684
Salary Arrears	1,513,881	1,513,881	1,513,881
Sector Conditional Grant - Non Wage Recurrent	710,898,405	710,898,405	710,898,405

LG/Item	Sum of Approved Budget	Sum of Revised Budget	Sum of Release
Sector Conditional Grant - Development	6,459,221,012	6,459,221,012	6,459,221,012
Sector Conditional Grant - Wage Recurrent	10,270,213,803	11,484,825,707	11,484,825,707
Support Services Conditional Grant - Non Wage Recu	-	-	-
Transitional Conditional Grant – Development	2,214,814,815	2,214,814,815	2,214,814,815
Urban Unconditional Grant Wage	545,726,933	545,726,933	545,726,933
Kiboga District	24,704,093,815	27,437,718,564	27,437,718,564
District Discretionary Equalisation Development Gr	83,947,857	83,947,857	83,947,857
District Unconditional Grant Non-Wage	610,710,500	610,710,500	610,710,500
District Unconditional Grant Wage	2,420,117,635	2,552,717,635	2,552,717,635
Gratuity	749,108,071	1,266,220,374	1,266,220,374
Pensions	694,752,548	1,001,378,061	1,001,378,061
Pensions Arrears	-	-	-
Salary Arrears	64,056,177	64,056,177	64,056,177
Sector Conditional Grant - Non Wage Recurrent	557,582,877	557,582,877	557,582,877
Sector Conditional Grant - Development	1,985,061,549	1,985,061,549	1,985,061,549
Sector Conditional Grant - Wage Recurrent	15,884,120,742	17,661,407,674	17,661,407,674
Support Services Conditional Grant - Non Wage Recu	450,000,000	450,000,000	450,000,000
Transitional Conditional Grant – Development	764,814,815	764,814,815	764,814,815
Urban Unconditional Grant Wage	439,821,044	439,821,044	439,821,044
Kibuku District	21,865,573,403	23,916,703,469	23,916,703,469
District Discretionary Equalisation Development Gr	163,354,418	163,354,418	163,354,418
District Unconditional Grant Non-Wage	589,574,472	589,574,472	589,574,472
District Unconditional Grant Wage	2,133,585,287	2,189,985,287	2,189,985,287
Gratuity	542,918,167	635,604,474	635,604,474
Pensions	584,983,334	1,261,350,622	1,261,350,622
Pensions Arrears	94,234,124	94,234,124	94,234,124
Salary Arrears	43,005,389	43,005,389	43,005,389
Sector Conditional Grant - Non Wage Recurrent	593,826,747	593,826,747	593,826,747
Sector Conditional Grant - Development	3,441,700,588	3,441,700,588	3,441,700,588

LG/Item	Sum of Approved Budget	Sum of Revised Budget	Sum of Release
Sector Conditional Grant - Wage Recurrent	13,148,324,151	14,374,000,623	14,374,000,623
Support Services Conditional Grant - Non Wage Recu	-	-	-
Transitional Conditional Grant – Development	214,814,815	214,814,815	214,814,815
Urban Unconditional Grant Wage	315,251,911	315,251,911	315,251,911
Kikuube District	19,132,266,970	20,773,434,480	20,773,434,480
District Discretionary Equalisation Development Gr	182,718,886	182,718,886	182,718,886
District Unconditional Grant Non-Wage	606,410,448	606,410,448	606,410,448
District Unconditional Grant Wage	1,654,904,351	1,723,904,351	1,723,904,351
Gratuity	535,803,960	570,730,123	570,730,123
Pensions	265,473,713	403,305,783	403,305,783
Pensions Arrears	-	-	-
Salary Arrears	-	-	-
Sector Conditional Grant - Non Wage Recurrent	619,815,139	619,815,139	619,815,139
Sector Conditional Grant - Development	2,890,909,579	2,890,909,579	2,890,909,579
Sector Conditional Grant - Wage Recurrent	12,128,416,079	13,527,825,357	13,527,825,357
Support Services Conditional Grant - Non Wage Recu	-	-	-
Transitional Conditional Grant – Development	14,814,815	14,814,815	14,814,815
Urban Unconditional Grant Wage	233,000,000	233,000,000	233,000,000
Kira Municipal Council	14,440,372,230	15,857,411,449	15,857,411,449
Gratuity	401,844,840	722,845,411	722,845,411
Pensions	126,360,332	158,690,258	158,690,258
Pensions Arrears	-	-	-
Salary Arrears	-	-	-
Sector Conditional Grant - Non Wage Recurrent	240,993,170	240,993,170	240,993,170
Sector Conditional Grant - Development	3,949,048,588	3,949,048,588	3,949,048,588
Sector Conditional Grant - Wage Recurrent	5,134,683,460	6,146,792,181	6,146,792,181
Support Services Conditional Grant - Non Wage Recu	-	-	-
Transitional Conditional Grant – Development	2,000,000,000	2,000,000,000	2,000,000,000
Urban Discretionary Equalisation Development Grant	667,344,419	667,344,419	667,344,419

LG/Item	Sum of Approved Budget	Sum of Revised Budget	Sum of Release
Urban Unconditional Grant Wage	1,217,215,297	1,268,815,297	1,268,815,297
Urban Unconditional Non-Wage	702,882,125	702,882,125	702,882,125
Kiruhura District	19,506,111,583	21,185,599,494	21,185,599,494
District Discretionary Equalisation Development Gr	97,598,958	97,598,958	97,598,958
District Unconditional Grant Non-Wage	619,251,174	619,251,174	619,251,174
District Unconditional Grant Wage	1,964,903,983	2,069,903,983	2,069,903,983
Gratuity	886,411,313	886,411,313	886,411,313
Pensions	762,586,513	986,775,612	986,775,612
Pensions Arrears	-	-	-
Salary Arrears	57,020,127	57,020,127	57,020,127
Sector Conditional Grant - Non Wage Recurrent	515,571,606	515,571,606	515,571,606
Sector Conditional Grant - Development	3,705,227,418	3,705,227,418	3,705,227,418
Sector Conditional Grant - Wage Recurrent	10,091,197,430	11,441,496,243	11,441,496,243
Support Services Conditional Grant - Non Wage Recu	-	-	-
Transitional Conditional Grant – Development	514,814,815	514,814,815	514,814,815
Urban Unconditional Grant Wage	291,528,244	291,528,244	291,528,244
Kiryandongo District	29,116,856,165	31,794,921,069	31,794,921,069
District Discretionary Equalisation Development Gr	2,877,120,949	2,877,120,949	2,877,120,949
District Unconditional Grant Non-Wage	643,903,656	643,903,656	643,903,656
District Unconditional Grant Wage	1,670,637,872	1,773,237,872	1,773,237,872
Gratuity	1,411,032,267	1,708,894,573	1,708,894,573
Pensions	409,700,748	907,461,157	907,461,157
Pensions Arrears	500,802,158	500,802,158	500,802,158
Salary Arrears	63,331,761	63,331,761	63,331,761
Sector Conditional Grant - Non Wage Recurrent	747,313,886	747,313,886	747,313,886
Sector Conditional Grant - Development	2,970,250,590	2,970,250,590	2,970,250,590
Sector Conditional Grant - Wage Recurrent	17,315,900,910	19,095,743,098	19,095,743,098
Support Services Conditional Grant - Non Wage Recu	-	-	-
Transitional Conditional Grant – Development	14,814,815	14,814,815	14,814,815

LG/Item	Sum of Approved Budget	Sum of Revised Budget	Sum of Release
Urban Unconditional Grant Wage	492,046,553	492,046,553	492,046,553
Kisoro District	41,941,457,868	45,717,720,194	45,717,720,194
District Discretionary Equalisation Development Gr	217,760,330	217,760,330	217,760,330
District Unconditional Grant Non-Wage	748,504,072	748,504,072	748,504,072
District Unconditional Grant Wage	3,039,619,529	3,186,619,529	3,186,619,529
Gratuity	3,641,029,336	3,990,828,906	3,990,828,906
Pensions	1,231,146,299	1,508,593,526	1,508,593,526
Pensions Arrears	506,462,671	506,462,671	506,462,671
Salary Arrears	25,885,563	25,885,563	25,885,563
Sector Conditional Grant - Non Wage Recurrent	803,618,664	803,618,664	803,618,664
Sector Conditional Grant - Development	2,868,697,059	2,868,697,059	2,868,697,059
Sector Conditional Grant - Wage Recurrent	28,383,496,734	31,385,512,264	31,385,512,264
Support Services Conditional Grant - Non Wage Recu	-	-	-
Transitional Conditional Grant – Development	14,814,815	14,814,815	14,814,815
Urban Unconditional Grant Wage	460,422,797	460,422,797	460,422,797
Kisoro Municipal Council	2,997,641,916	3,332,673,694	3,332,673,694
Gratuity	32,596,571	32,596,571	32,596,571
Pensions	30,940,338	53,588,688	53,588,688
Pensions Arrears	-	-	-
Salary Arrears	-	-	-
Sector Conditional Grant - Non Wage Recurrent	70,933,151	70,933,151	70,933,151
Sector Conditional Grant - Development	123,885,267	123,885,267	123,885,267
Sector Conditional Grant - Wage Recurrent	1,652,178,373	1,929,761,801	1,929,761,801
Support Services Conditional Grant - Non Wage Recu	-	-	-
Transitional Conditional Grant – Development	-	-	-
Urban Discretionary Equalisation Development Grant	48,142,658	48,142,658	48,142,658
Urban Unconditional Grant Wage	754,505,602	789,305,602	789,305,602
Urban Unconditional Non-Wage	284,459,955	284,459,955	284,459,955
Kitagwenda District	19,609,159,974	21,125,164,260	21,125,164,260

LG/Item	Sum of Approved Budget	Sum of Revised Budget	Sum of Release
District Discretionary Equalisation Development Gr	57,435,461	57,435,461	57,435,461
District Unconditional Grant Non-Wage	472,132,306	472,132,306	472,132,306
District Unconditional Grant Wage	2,118,467,199	2,205,467,199	2,205,467,199
Gratuity	276,112,789	276,112,789	276,112,789
Pensions	138,943,035	228,432,672	228,432,672
Pensions Arrears	1,406,030,448	1,406,030,448	1,406,030,448
Salary Arrears	128,108,070	128,108,070	128,108,070
Sector Conditional Grant - Non Wage Recurrent	452,088,840	452,088,840	452,088,840
Sector Conditional Grant - Development	2,299,374,013	2,299,374,013	2,299,374,013
Sector Conditional Grant - Wage Recurrent	11,882,945,835	13,222,460,484	13,222,460,484
Support Services Conditional Grant - Non Wage Recu	-	-	-
Transitional Conditional Grant – Development	14,814,815	14,814,815	14,814,815
Urban Unconditional Grant Wage	362,707,163	362,707,163	362,707,163
Kitgum District	29,074,936,541	31,099,916,107	31,099,916,107
District Discretionary Equalisation Development Gr	91,557,930	91,557,930	91,557,930
District Unconditional Grant Non-Wage	764,819,905	764,819,905	764,819,905
District Unconditional Grant Wage	2,627,783,004	2,701,583,004	2,701,583,004
Gratuity	417,637,772	417,637,772	417,637,772
Pensions	2,318,604,840	2,663,809,628	2,663,809,628
Pensions Arrears	587,406,183	587,406,183	587,406,183
Salary Arrears	294,303,917	294,303,917	294,303,917
Sector Conditional Grant - Non Wage Recurrent	627,505,903	627,505,903	627,505,903
Sector Conditional Grant - Development	2,914,898,860	2,914,898,860	2,914,898,860
Sector Conditional Grant - Wage Recurrent	18,336,584,338	19,942,559,116	19,942,559,116
Support Services Conditional Grant - Non Wage Recu	-	-	-
Transitional Conditional Grant – Development	14,814,815	14,814,815	14,814,815
Urban Unconditional Grant Wage	79,019,074	79,019,074	79,019,074
Kitgum Municipal Council	14,921,934,346	15,888,126,013	15,888,126,013
Gratuity	343,101,586	461,228,327	461,228,327

LG/Item	Sum of Approved Budget	Sum of Revised Budget	Sum of Release
Pensions	863,126,281	1,100,004,092	1,100,004,092
Pensions Arrears	1,108,455,063	1,108,455,063	1,108,455,063
Salary Arrears	-	-	-
Sector Conditional Grant - Non Wage Recurrent	91,270,318	91,270,318	91,270,318
Sector Conditional Grant - Development	422,068,708	422,068,708	422,068,708
Sector Conditional Grant - Wage Recurrent	2,808,823,182	3,382,810,296	3,382,810,296
Support Services Conditional Grant - Non Wage Recu	-	-	-
Transitional Conditional Grant – Development	-	-	-
Urban Discretionary Equalisation Development Grant	8,003,620,984	8,003,620,984	8,003,620,984
Urban Unconditional Grant Wage	1,026,331,990	1,063,531,990	1,063,531,990
Urban Unconditional Non-Wage	255,136,235	255,136,235	255,136,235
Koboko District	19,088,417,696	20,371,476,065	20,371,476,065
District Discretionary Equalisation Development Gr	154,688,363	154,688,363	154,688,363
District Unconditional Grant Non-Wage	716,844,082	716,844,082	716,844,082
District Unconditional Grant Wage	1,620,521,895	1,684,121,895	1,684,121,895
Gratuity	912,054,542	912,054,542	912,054,542
Pensions	522,106,479	717,782,309	717,782,309
Pensions Arrears	152,898,817	152,898,817	152,898,817
Salary Arrears	252,215,256	252,215,256	252,215,256
Sector Conditional Grant - Non Wage Recurrent	544,859,876	544,859,876	544,859,876
Sector Conditional Grant - Development	2,183,149,651	2,183,149,651	2,183,149,651
Sector Conditional Grant - Wage Recurrent	11,435,244,848	12,459,027,386	12,459,027,386
Support Services Conditional Grant - Non Wage Recu	-	-	-
Transitional Conditional Grant – Development	514,814,815	514,814,815	514,814,815
Urban Unconditional Grant Wage	79,019,074	79,019,074	79,019,074
Koboko Municipal Council	6,766,253,697	7,455,947,955	7,455,947,955
Gratuity	210,278,776	275,418,991	275,418,991
Pensions	91,351,704	162,672,896	162,672,896
Pensions Arrears	-	-	-

LG/Item	Sum of Approved Budget	Sum of Revised Budget	Sum of Release
Salary Arrears	-	-	-
Sector Conditional Grant - Non Wage Recurrent	121,789,537	121,789,537	121,789,537
Sector Conditional Grant - Development	814,480,633	814,480,633	814,480,633
Sector Conditional Grant - Wage Recurrent	4,327,522,542	4,830,355,393	4,830,355,393
Support Services Conditional Grant - Non Wage Recu	-	-	-
Transitional Conditional Grant – Development	-	-	-
Urban Discretionary Equalisation Development Grant	147,283,804	147,283,804	147,283,804
Urban Unconditional Grant Wage	779,483,766	829,883,766	829,883,766
Urban Unconditional Non-Wage	274,062,932	274,062,932	274,062,932
Kole District	25,913,851,180	28,597,448,385	28,597,448,385
District Discretionary Equalisation Development Gr	204,997,805	204,997,805	204,997,805
District Unconditional Grant Non-Wage	577,941,752	577,941,752	577,941,752
District Unconditional Grant Wage	2,011,909,537	2,146,309,537	2,146,309,537
Gratuity	723,321,513	1,118,686,718	1,118,686,718
Pensions	955,210,919	1,284,739,653	1,284,739,653
Pensions Arrears	-	-	-
Salary Arrears	-	-	-
Sector Conditional Grant - Non Wage Recurrent	624,795,675	624,795,675	624,795,675
Sector Conditional Grant - Development	5,532,516,353	5,532,516,353	5,532,516,353
Sector Conditional Grant - Wage Recurrent	14,901,704,649	16,726,007,916	16,726,007,916
Support Services Conditional Grant - Non Wage Recu	-	-	-
Transitional Conditional Grant – Development	14,814,815	14,814,815	14,814,815
Urban Unconditional Grant Wage	366,638,162	366,638,162	366,638,162
Kotido District	13,933,892,983	14,731,868,300	14,731,868,300
District Discretionary Equalisation Development Gr	71,759,381	71,759,381	71,759,381
District Unconditional Grant Non-Wage	454,611,600	454,611,600	454,611,600
District Unconditional Grant Wage	2,037,129,219	2,097,729,219	2,097,729,219
Gratuity	67,051,892	68,745,591	68,745,591
Pensions	393,454,901	577,219,698	577,219,698

LG/Item	Sum of Approved Budget	Sum of Revised Budget	Sum of Release
Pensions Arrears	374,019,086	374,019,086	374,019,086
Salary Arrears	94,089,630	94,089,630	94,089,630
Sector Conditional Grant - Non Wage Recurrent	430,082,525	430,082,525	430,082,525
Sector Conditional Grant - Development	3,349,919,155	3,349,919,155	3,349,919,155
Sector Conditional Grant - Wage Recurrent	5,932,585,294	6,484,502,115	6,484,502,115
Support Services Conditional Grant - Non Wage Recu	-	-	-
Transitional Conditional Grant – Development	514,814,815	514,814,815	514,814,815
Urban Unconditional Grant Wage	214,375,485	214,375,485	214,375,485
Kotido Municipal Council	6,200,203,739	6,698,044,706	6,698,044,706
Gratuity	66,149,954	66,149,954	66,149,954
Pensions	43,061,469	129,408,375	129,408,375
Pensions Arrears	-	-	-
Salary Arrears	-	-	-
Sector Conditional Grant - Non Wage Recurrent	132,087,152	132,087,152	132,087,152
Sector Conditional Grant - Development	339,440,989	339,440,989	339,440,989
Sector Conditional Grant - Wage Recurrent	4,275,981,855	4,655,675,916	4,655,675,916
Support Services Conditional Grant - Non Wage Recu	-	-	-
Transitional Conditional Grant – Development	-	-	-
Urban Discretionary Equalisation Development Grant	127,817,305	127,817,305	127,817,305
Urban Unconditional Grant Wage	891,276,818	923,076,818	923,076,818
Urban Unconditional Non-Wage	324,388,196	324,388,196	324,388,196
Kumi District	26,612,336,288	28,320,074,398	28,320,074,398
District Discretionary Equalisation Development Gr	121,608,197	121,608,197	121,608,197
District Unconditional Grant Non-Wage	563,675,937	563,675,937	563,675,937
District Unconditional Grant Wage	2,526,375,799	2,594,175,799	2,594,175,799
Gratuity	865,113,875	893,133,794	893,133,794
Pensions	3,274,587,343	3,404,633,235	3,404,633,235
Pensions Arrears	106,140,595	106,140,595	106,140,595
Salary Arrears	44,407,410	44,407,410	44,407,410

LG/Item	Sum of Approved Budget	Sum of Revised Budget	Sum of Release
Sector Conditional Grant - Non Wage Recurrent	736,772,499	736,772,499	736,772,499
Sector Conditional Grant - Development	3,331,896,063	3,331,896,063	3,331,896,063
Sector Conditional Grant - Wage Recurrent	14,857,747,060	16,339,619,359	16,339,619,359
Support Services Conditional Grant - Non Wage Recu	-	-	-
Transitional Conditional Grant – Development	14,814,815	14,814,815	14,814,815
Urban Unconditional Grant Wage	169,196,695	169,196,695	169,196,695
Kumi Municipal Council	7,963,716,206	8,765,339,534	8,765,339,534
Gratuity	216,493,775	263,553,399	263,553,399
Pensions	102,554,959	193,710,150	193,710,150
Pensions Arrears	-	-	-
Salary Arrears	31,005,120	31,005,120	31,005,120
Sector Conditional Grant - Non Wage Recurrent	116,842,077	116,842,077	116,842,077
Sector Conditional Grant - Development	1,887,373,314	1,887,373,314	1,887,373,314
Sector Conditional Grant - Wage Recurrent	4,218,441,270	4,853,049,784	4,853,049,784
Support Services Conditional Grant - Non Wage Recu	-	-	-
Transitional Conditional Grant – Development	300,000,000	300,000,000	300,000,000
Urban Discretionary Equalisation Development Grant	82,019,963	82,019,963	82,019,963
Urban Unconditional Grant Wage	646,128,033	674,928,033	674,928,033
Urban Unconditional Non-Wage	362,857,695	362,857,695	362,857,695
Kwania District	21,343,615,705	22,510,706,462	22,510,706,462
District Discretionary Equalisation Development Gr	109,776,583	109,776,583	109,776,583
District Unconditional Grant Non-Wage	572,125,724	572,125,724	572,125,724
District Unconditional Grant Wage	2,510,730,191	2,612,730,191	2,612,730,191
Gratuity	589,902,766	589,902,766	589,902,766
Pensions	194,894,086	279,163,083	279,163,083
Pensions Arrears	-	-	-
Salary Arrears	-	-	-
Sector Conditional Grant - Non Wage Recurrent	486,245,934	486,245,934	486,245,934
Sector Conditional Grant - Development	1,969,833,974	1,969,833,974	1,969,833,974

LG/Item	Sum of Approved Budget	Sum of Revised Budget	Sum of Release
Sector Conditional Grant - Wage Recurrent	14,291,375,591	15,272,197,351	15,272,197,351
Support Services Conditional Grant - Non Wage Recu	-	-	-
Transitional Conditional Grant – Development	314,814,815	314,814,815	314,814,815
Urban Unconditional Grant Wage	303,916,042	303,916,042	303,916,042
Kween District	20,121,150,222	22,108,194,211	22,108,194,211
District Discretionary Equalisation Development Gr	71,390,884	71,390,884	71,390,884
District Unconditional Grant Non-Wage	781,289,553	781,289,553	781,289,553
District Unconditional Grant Wage	2,278,563,553	2,349,363,553	2,349,363,553
Gratuity	400,499,010	400,499,010	400,499,010
Pensions	348,671,684	538,420,416	538,420,416
Pensions Arrears	-	-	-
Salary Arrears	4,266,182	4,266,182	4,266,182
Sector Conditional Grant - Non Wage Recurrent	719,073,749	719,073,749	719,073,749
Sector Conditional Grant - Development	3,184,928,383	3,184,928,383	3,184,928,383
Sector Conditional Grant - Wage Recurrent	11,687,084,321	13,413,579,579	13,413,579,579
Support Services Conditional Grant - Non Wage Recu	-	-	-
Transitional Conditional Grant – Development	314,814,815	314,814,815	314,814,815
Urban Unconditional Grant Wage	330,568,088	330,568,088	330,568,088
Kyankwanzi District	23,936,133,073	25,415,800,870	25,415,800,870
District Discretionary Equalisation Development Gr	149,067,189	149,067,189	149,067,189
District Unconditional Grant Non-Wage	799,843,505	799,843,505	799,843,505
District Unconditional Grant Wage	2,368,103,830	2,435,903,830	2,435,903,830
Gratuity	353,864,517	353,864,517	353,864,517
Pensions	441,067,965	497,919,725	497,919,725
Pensions Arrears	-	-	-
Salary Arrears	28,627,960	28,627,960	28,627,960
Sector Conditional Grant - Non Wage Recurrent	779,278,225	779,278,225	779,278,225
Sector Conditional Grant - Development	3,537,482,568	3,537,482,568	3,537,482,568
Sector Conditional Grant - Wage Recurrent	14,920,126,360	16,275,142,397	16,275,142,397

LG/Item	Sum of Approved Budget	Sum of Revised Budget	Sum of Release
Support Services Conditional Grant - Non Wage Recu	-	-	-
Transitional Conditional Grant – Development	14,814,815	14,814,815	14,814,815
Urban Unconditional Grant Wage	543,856,139	543,856,139	543,856,139
Kyegegwa District	23,574,846,154	25,776,962,732	25,776,962,732
District Discretionary Equalisation Development Gr	154,975,192	154,975,192	154,975,192
District Unconditional Grant Non-Wage	850,302,741	850,302,741	850,302,741
District Unconditional Grant Wage	2,161,519,653	2,252,719,653	2,252,719,653
Gratuity	1,828,555,869	2,135,418,175	2,135,418,175
Pensions	458,142,722	635,642,471	635,642,471
Pensions Arrears	-	-	-
Salary Arrears	-	-	-
Sector Conditional Grant - Non Wage Recurrent	819,120,049	819,120,049	819,120,049
Sector Conditional Grant - Development	4,914,278,325	4,914,278,325	4,914,278,325
Sector Conditional Grant - Wage Recurrent	11,875,387,763	13,501,942,285	13,501,942,285
Support Services Conditional Grant - Non Wage Recu	-	-	-
Transitional Conditional Grant – Development	14,814,815	14,814,815	14,814,815
Urban Unconditional Grant Wage	497,749,024	497,749,024	497,749,024
Kyenjojo District	36,498,590,467	39,352,321,405	39,352,321,405
District Discretionary Equalisation Development Gr	217,448,738	217,448,738	217,448,738
District Unconditional Grant Non-Wage	1,149,367,840	1,149,367,840	1,149,367,840
District Unconditional Grant Wage	3,235,318,992	3,448,918,992	3,448,918,992
Gratuity	674,592,290	674,592,290	674,592,290
Pensions	1,560,511,488	1,837,189,456	1,837,189,456
Pensions Arrears	75,360,552	75,360,552	75,360,552
Salary Arrears	101,179,557	101,179,557	101,179,557
Sector Conditional Grant - Non Wage Recurrent	1,110,077,151	1,110,077,151	1,110,077,151
Sector Conditional Grant - Development	7,047,980,206	7,047,980,206	7,047,980,206
Sector Conditional Grant - Wage Recurrent	19,758,713,183	22,122,166,153	22,122,166,153
Support Services Conditional Grant - Non Wage Recu	400,000,000	400,000,000	400,000,000

LG/Item	Sum of Approved Budget	Sum of Revised Budget	Sum of Release
Transitional Conditional Grant – Development	14,814,815	14,814,815	14,814,815
Urban Unconditional Grant Wage	1,153,225,655	1,153,225,655	1,153,225,655
Kyotera District	31,939,586,523	37,019,877,334	37,019,877,334
District Discretionary Equalisation Development Gr	106,034,826	106,034,826	106,034,826
District Unconditional Grant Non-Wage	813,337,456	813,337,456	813,337,456
District Unconditional Grant Wage	2,422,856,634	2,528,456,634	2,528,456,634
Gratuity	1,176,479,785	2,106,983,039	2,106,983,039
Pensions	457,684,462	1,027,108,179	1,027,108,179
Pensions Arrears	620,387,369	620,387,369	620,387,369
Salary Arrears	54,532,678	54,532,678	54,532,678
Sector Conditional Grant - Non Wage Recurrent	703,912,380	703,912,380	703,912,380
Sector Conditional Grant - Development	3,149,441,866	3,149,441,866	3,149,441,866
Sector Conditional Grant - Wage Recurrent	22,007,612,607	25,482,376,447	25,482,376,447
Support Services Conditional Grant - Non Wage Recu	-	-	-
Transitional Conditional Grant – Development	14,814,815	14,814,815	14,814,815
Urban Unconditional Grant Wage	412,491,646	412,491,646	412,491,646
Lamwo District	20,024,800,938	21,217,043,271	21,217,043,271
District Discretionary Equalisation Development Gr	1,637,455,369	1,637,455,369	1,637,455,369
District Unconditional Grant Non-Wage	559,020,279	559,020,279	559,020,279
District Unconditional Grant Wage	2,325,102,288	2,388,702,288	2,388,702,288
Gratuity	230,055,157	230,055,157	230,055,157
Pensions	237,306,939	285,115,490	285,115,490
Pensions Arrears	179,011,139	179,011,139	179,011,139
Salary Arrears	505,315,355	505,315,355	505,315,355
Sector Conditional Grant - Non Wage Recurrent	600,183,434	600,183,434	600,183,434
Sector Conditional Grant - Development	2,838,725,755	2,838,725,755	2,838,725,755
Sector Conditional Grant - Wage Recurrent	10,693,610,141	11,774,443,923	11,774,443,923
Support Services Conditional Grant - Non Wage Recu	-	-	-
Transitional Conditional Grant – Development	14,814,815	14,814,815	14,814,815

LG/Item	Sum of Approved Budget	Sum of Revised Budget	Sum of Release
Urban Unconditional Grant Wage	204,200,267	204,200,267	204,200,267
Lira city	28,346,694,041	31,825,746,633	31,825,746,633
Gratuity	901,438,307	1,291,658,359	1,291,658,359
Pensions	660,970,098	948,659,988	948,659,988
Pensions Arrears	-	-	-
Salary Arrears	12,276,278	12,276,278	12,276,278
Sector Conditional Grant - Non Wage Recurrent	311,844,507	311,844,507	311,844,507
Sector Conditional Grant - Development	2,654,990,280	2,654,990,280	2,654,990,280
Sector Conditional Grant - Wage Recurrent	11,830,258,238	14,549,200,888	14,549,200,888
Support Services Conditional Grant - Non Wage Recu	-	-	-
Transitional Conditional Grant – Development	800,000,000	800,000,000	800,000,000
Urban Discretionary Equalisation Development Grant	7,341,339,699	7,341,339,699	7,341,339,699
Urban Unconditional Grant Wage	3,360,266,970	3,442,466,970	3,442,466,970
Urban Unconditional Non-Wage	473,309,662	473,309,662	473,309,662
Lira District	32,374,636,194	34,062,305,712	34,062,305,712
District Discretionary Equalisation Development Gr	123,654,730	123,654,730	123,654,730
District Unconditional Grant Non-Wage	693,217,774	693,217,774	693,217,774
District Unconditional Grant Wage	2,249,532,458	2,320,332,458	2,320,332,458
Gratuity	855,262,611	948,558,011	948,558,011
Pensions	3,651,520,178	3,656,280,984	3,656,280,984
Pensions Arrears	1,689,358,181	1,689,358,181	1,689,358,181
Salary Arrears	109,703,066	109,703,066	109,703,066
Sector Conditional Grant - Non Wage Recurrent	759,638,179	759,638,179	759,638,179
Sector Conditional Grant - Development	3,578,659,726	3,578,659,726	3,578,659,726
Sector Conditional Grant - Wage Recurrent	18,087,024,480	19,605,837,791	19,605,837,791
Support Services Conditional Grant - Non Wage Recu	480,000,000	480,000,000	480,000,000
Transitional Conditional Grant – Development	14,814,815	14,814,815	14,814,815
Urban Unconditional Grant Wage	82,249,997	82,249,997	82,249,997
Lugazi Municipal Council	15,014,424,233	15,344,160,432	15,344,160,432

LG/Item	Sum of Approved Budget	Sum of Revised Budget	Sum of Release
Gratuity	516,464,590	516,464,590	516,464,590
Pensions	147,446,642	227,159,820	227,159,820
Pensions Arrears	-	-	-
Salary Arrears	-	-	-
Sector Conditional Grant - Non Wage Recurrent	166,447,640	166,447,640	166,447,640
Sector Conditional Grant - Development	610,514,566	610,514,566	610,514,566
Sector Conditional Grant - Wage Recurrent	3,830,272,492	4,055,695,512	4,055,695,512
Support Services Conditional Grant - Non Wage Recu	-	-	-
Transitional Conditional Grant – Development	-	-	-
Urban Discretionary Equalisation Development Grant	8,559,280,934	8,559,280,934	8,559,280,934
Urban Unconditional Grant Wage	844,406,174	869,006,174	869,006,174
Urban Unconditional Non-Wage	339,591,195	339,591,195	339,591,195
Luuka District	25,088,101,670	27,107,936,162	27,107,936,162
District Discretionary Equalisation Development Gr	132,622,895	132,622,895	132,622,895
District Unconditional Grant Non-Wage	527,005,387	527,005,387	527,005,387
District Unconditional Grant Wage	1,558,050,487	1,607,250,487	1,607,250,487
Gratuity	722,760,058	999,557,808	999,557,808
Pensions	535,396,235	714,008,663	714,008,663
Pensions Arrears	-	-	-
Salary Arrears	-	-	-
Sector Conditional Grant - Non Wage Recurrent	633,045,604	633,045,604	633,045,604
Sector Conditional Grant - Development	3,888,297,143	3,888,297,143	3,888,297,143
Sector Conditional Grant - Wage Recurrent	16,507,083,511	18,022,307,824	18,022,307,824
Support Services Conditional Grant - Non Wage Recu	-	-	-
Transitional Conditional Grant – Development	314,814,815	314,814,815	314,814,815
Urban Unconditional Grant Wage	269,025,536	269,025,536	269,025,536
Luwero District	56,682,188,266	64,185,325,993	64,185,325,993
District Discretionary Equalisation Development Gr	249,102,574	249,102,574	249,102,574
District Unconditional Grant Non-Wage	880,144,601	880,144,601	880,144,601

LG/Item	Sum of Approved Budget	Sum of Revised Budget	Sum of Release
District Unconditional Grant Wage	2,633,137,258	2,762,137,258	2,762,137,258
Gratuity	2,665,316,755	3,133,131,532	3,133,131,532
Pensions	2,294,400,172	2,338,994,156	2,338,994,156
Pensions Arrears	74,166,394	74,166,394	74,166,394
Salary Arrears	9,599,850	9,599,850	9,599,850
Sector Conditional Grant - Non Wage Recurrent	1,109,308,003	1,109,308,003	1,109,308,003
Sector Conditional Grant - Development	5,212,971,191	5,212,971,191	5,212,971,191
Sector Conditional Grant - Wage Recurrent	39,608,845,608	46,470,574,574	46,470,574,574
Support Services Conditional Grant - Non Wage Recu	-	-	-
Transitional Conditional Grant – Development	1,014,814,815	1,014,814,815	1,014,814,815
Urban Unconditional Grant Wage	930,381,046	930,381,046	930,381,046
Lwengo District	25,969,879,205	28,811,506,413	28,811,506,413
District Discretionary Equalisation Development Gr	135,257,249	135,257,249	135,257,249
District Unconditional Grant Non-Wage	560,420,572	560,420,572	560,420,572
District Unconditional Grant Wage	1,596,501,071	1,659,501,071	1,659,501,071
Gratuity	628,661,674	628,661,674	628,661,674
Pensions	762,866,463	1,661,346,905	1,661,346,905
Pensions Arrears	77,878,323	77,878,323	77,878,323
Salary Arrears	20,555,210	20,555,210	20,555,210
Sector Conditional Grant - Non Wage Recurrent	638,455,822	638,455,822	638,455,822
Sector Conditional Grant - Development	3,089,683,531	3,089,683,531	3,089,683,531
Sector Conditional Grant - Wage Recurrent	17,207,814,404	19,087,961,171	19,087,961,171
Support Services Conditional Grant - Non Wage Recu	-	-	-
Transitional Conditional Grant – Development	814,814,815	814,814,815	814,814,815
Urban Unconditional Grant Wage	436,970,071	436,970,071	436,970,071
Lyantonde District	16,586,632,088	18,295,799,343	18,295,799,343
District Discretionary Equalisation Development Gr	69,536,414	69,536,414	69,536,414
District Unconditional Grant Non-Wage	454,407,293	454,407,293	454,407,293
District Unconditional Grant Wage	1,509,498,579	1,577,298,579	1,577,298,579

LG/Item	Sum of Approved Budget	Sum of Revised Budget	Sum of Release
Gratuity	253,462,359	253,462,359	253,462,359
Pensions	247,246,652	346,242,183	346,242,183
Pensions Arrears	-	-	-
Salary Arrears	-	-	-
Sector Conditional Grant - Non Wage Recurrent	374,924,064	374,924,064	374,924,064
Sector Conditional Grant - Development	1,728,392,240	1,728,392,240	1,728,392,240
Sector Conditional Grant - Wage Recurrent	11,733,533,591	13,275,905,314	13,275,905,314
Support Services Conditional Grant - Non Wage Recu	-	-	-
Transitional Conditional Grant – Development	14,814,815	14,814,815	14,814,815
Urban Unconditional Grant Wage	200,816,081	200,816,081	200,816,081
Madi-Okollo District	21,203,492,085	22,407,669,336	22,407,669,336
District Discretionary Equalisation Development Gr	3,277,365,137	3,277,365,137	3,277,365,137
District Unconditional Grant Non-Wage	496,630,716	496,630,716	496,630,716
District Unconditional Grant Wage	1,865,904,273	1,943,304,273	1,943,304,273
Gratuity	1,235,972,195	1,315,190,128	1,315,190,128
Pensions	117,332,973	248,137,964	248,137,964
Pensions Arrears	-	-	-
Salary Arrears	146,033,214	146,033,214	146,033,214
Sector Conditional Grant - Non Wage Recurrent	512,300,582	512,300,582	512,300,582
Sector Conditional Grant - Development	2,403,116,944	2,403,116,944	2,403,116,944
Sector Conditional Grant - Wage Recurrent	10,705,002,163	11,621,756,490	11,621,756,490
Support Services Conditional Grant - Non Wage Recu	-	-	-
Transitional Conditional Grant – Development	214,814,815	214,814,815	214,814,815
Urban Unconditional Grant Wage	229,019,074	229,019,074	229,019,074
Makindye-Ssabagabo Municipal Council	11,347,593,365	12,237,593,023	12,237,593,023
Gratuity	703,640,815	784,046,865	784,046,865
Pensions	95,632,385	108,193,865	108,193,865
Pensions Arrears	-	-	-
Salary Arrears	-	-	-

LG/Item	Sum of Approved Budget	Sum of Revised Budget	Sum of Release
Sector Conditional Grant - Non Wage Recurrent	223,936,898	223,936,898	223,936,898
Sector Conditional Grant - Development	1,954,217,796	1,954,217,796	1,954,217,796
Sector Conditional Grant - Wage Recurrent	3,640,598,436	4,378,830,564	4,378,830,564
Support Services Conditional Grant - Non Wage Recu	-	-	-
Transitional Conditional Grant – Development	2,500,000,000	2,500,000,000	2,500,000,000
Urban Discretionary Equalisation Development Grant	701,246,798	701,246,798	701,246,798
Urban Unconditional Grant Wage	899,960,732	958,760,732	958,760,732
Urban Unconditional Non-Wage	628,359,505	628,359,505	628,359,505
Manafwa District	27,257,348,705	29,801,599,362	29,801,599,362
District Discretionary Equalisation Development Gr	73,654,664	73,654,664	73,654,664
District Unconditional Grant Non-Wage	986,744,408	986,744,408	986,744,408
District Unconditional Grant Wage	3,501,877,859	3,568,477,859	3,568,477,859
Gratuity	1,450,372,063	1,865,096,667	1,865,096,667
Pensions	1,430,543,267	1,771,721,045	1,771,721,045
Pensions Arrears	3,656,352	3,656,352	3,656,352
Salary Arrears	220,256,605	220,256,605	220,256,605
Sector Conditional Grant - Non Wage Recurrent	591,952,094	591,952,094	591,952,094
Sector Conditional Grant - Development	4,104,093,258	4,104,093,258	4,104,093,258
Sector Conditional Grant - Wage Recurrent	14,504,874,853	16,226,623,128	16,226,623,128
Support Services Conditional Grant - Non Wage Recu	-	-	-
Transitional Conditional Grant – Development	14,814,815	14,814,815	14,814,815
Urban Unconditional Grant Wage	374,508,468	374,508,468	374,508,468
Maracha District	26,574,724,333	28,360,001,315	28,360,001,315
District Discretionary Equalisation Development Gr	91,577,321	91,577,321	91,577,321
District Unconditional Grant Non-Wage	822,326,461	822,326,461	822,326,461
District Unconditional Grant Wage	1,706,569,753	1,780,369,753	1,780,369,753
Gratuity	1,039,986,325	1,039,986,325	1,039,986,325
Pensions	942,028,143	1,353,947,111	1,353,947,111
Pensions Arrears	3,103,688	3,103,688	3,103,688

LG/Item	Sum of Approved Budget	Sum of Revised Budget	Sum of Release
Salary Arrears	47,172,523	47,172,523	47,172,523
Sector Conditional Grant - Non Wage Recurrent	576,471,954	576,471,954	576,471,954
Sector Conditional Grant - Development	3,959,442,272	3,959,442,272	3,959,442,272
Sector Conditional Grant - Wage Recurrent	16,985,620,359	18,285,178,373	18,285,178,373
Support Services Conditional Grant - Non Wage Recu	-	-	-
Transitional Conditional Grant – Development	14,814,815	14,814,815	14,814,815
Urban Unconditional Grant Wage	385,610,719	385,610,719	385,610,719
Masaka city	36,088,332,783	40,609,233,427	40,609,233,427
Gratuity	525,144,243	1,032,148,375	1,032,148,375
Pensions	546,623,422	582,510,523	582,510,523
Pensions Arrears	-	-	-
Salary Arrears	63,644,977	63,644,977	63,644,977
Sector Conditional Grant - Non Wage Recurrent	272,307,037	272,307,037	272,307,037
Sector Conditional Grant - Development	535,028,786	535,028,786	535,028,786
Sector Conditional Grant - Wage Recurrent	12,892,157,401	16,812,566,812	16,812,566,812
Support Services Conditional Grant - Non Wage Recu	-	-	-
Transitional Conditional Grant – Development	6,000,000,000	6,000,000,000	6,000,000,000
Urban Discretionary Equalisation Development Grant	11,812,954,265	11,812,954,265	11,812,954,265
Urban Unconditional Grant Wage	2,962,028,154	3,019,628,154	3,019,628,154
Urban Unconditional Non-Wage	478,444,499	478,444,499	478,444,499
Masaka District	17,413,061,274	18,708,537,407	18,708,537,407
District Discretionary Equalisation Development Gr	96,942,800	96,942,800	96,942,800
District Unconditional Grant Non-Wage	568,717,419	568,717,419	568,717,419
District Unconditional Grant Wage	1,964,449,374	2,127,049,374	2,127,049,374
Gratuity	889,189,355	889,189,355	889,189,355
Pensions	3,602,710,991	3,716,392,440	3,716,392,440
Pensions Arrears	61,042,724	61,042,724	61,042,724
Salary Arrears	50,332,394	50,332,394	50,332,394
Sector Conditional Grant - Non Wage Recurrent	535,601,250	535,601,250	535,601,250

LG/Item	Sum of Approved Budget	Sum of Revised Budget	Sum of Release
Sector Conditional Grant - Development	1,496,334,259	1,496,334,259	1,496,334,259
Sector Conditional Grant - Wage Recurrent	7,432,925,893	8,452,120,577	8,452,120,577
Support Services Conditional Grant - Non Wage Recu	-	-	-
Transitional Conditional Grant – Development	714,814,815	714,814,815	714,814,815
Urban Unconditional Grant Wage	-	-	-
Masindi District	24,629,790,379	26,876,504,713	26,876,504,713
District Discretionary Equalisation Development Gr	87,008,149	87,008,149	87,008,149
District Unconditional Grant Non-Wage	553,001,741	553,001,741	553,001,741
District Unconditional Grant Wage	2,402,860,784	2,509,060,784	2,509,060,784
Gratuity	742,607,468	1,645,531,040	1,645,531,040
Pensions	1,703,064,184	1,828,536,078	1,828,536,078
Pensions Arrears	-	-	-
Salary Arrears	-	-	-
Sector Conditional Grant - Non Wage Recurrent	632,357,536	632,357,536	632,357,536
Sector Conditional Grant - Development	3,646,894,538	3,646,894,538	3,646,894,538
Sector Conditional Grant - Wage Recurrent	14,689,143,019	15,801,261,886	15,801,261,886
Support Services Conditional Grant - Non Wage Recu	-	-	-
Transitional Conditional Grant – Development	14,814,815	14,814,815	14,814,815
Urban Unconditional Grant Wage	158,038,147	158,038,147	158,038,147
Masindi Municipal Council	10,227,529,777	11,519,369,294	11,519,369,294
Gratuity	591,595,817	675,421,065	675,421,065
Pensions	276,585,439	440,284,824	440,284,824
Pensions Arrears	558,510,770	558,510,770	558,510,770
Salary Arrears	11,893,710	11,893,710	11,893,710
Sector Conditional Grant - Non Wage Recurrent	187,148,780	187,148,780	187,148,780
Sector Conditional Grant - Development	693,818,049	693,818,049	693,818,049
Sector Conditional Grant - Wage Recurrent	6,168,858,154	7,190,373,038	7,190,373,038
Support Services Conditional Grant - Non Wage Recu	-	-	-
Transitional Conditional Grant – Development	-	-	-

LG/Item	Sum of Approved Budget	Sum of Revised Budget	Sum of Release
Urban Discretionary Equalisation Development Grant	166,295,494	166,295,494	166,295,494
Urban Unconditional Grant Wage	1,047,123,992	1,069,923,992	1,069,923,992
Urban Unconditional Non-Wage	525,699,573	525,699,573	525,699,573
Mayuge District	39,898,096,931	42,941,538,488	42,941,538,488
District Discretionary Equalisation Development Gr	485,948,962	485,948,962	485,948,962
District Unconditional Grant Non-Wage	869,676,582	869,676,582	869,676,582
District Unconditional Grant Wage	2,558,125,765	2,661,925,765	2,661,925,765
Gratuity	909,864,607	1,145,219,336	1,145,219,336
Pensions	1,072,406,317	1,083,253,260	1,083,253,260
Pensions Arrears	777,942,199	777,942,199	777,942,199
Salary Arrears	72,557,190	72,557,190	72,557,190
Sector Conditional Grant - Non Wage Recurrent	1,169,787,169	1,169,787,169	1,169,787,169
Sector Conditional Grant - Development	5,434,339,956	5,434,339,956	5,434,339,956
Sector Conditional Grant - Wage Recurrent	25,536,663,307	28,230,103,193	28,230,103,193
Support Services Conditional Grant - Non Wage Recu	-	-	-
Transitional Conditional Grant – Development	514,814,815	514,814,815	514,814,815
Urban Unconditional Grant Wage	495,970,062	495,970,062	495,970,062
Mbale city	37,812,015,489	42,159,434,061	42,159,434,061
Gratuity	1,182,789,391	1,572,772,689	1,572,772,689
Pensions	1,184,065,847	1,446,580,866	1,446,580,866
Pensions Arrears	-	-	-
Salary Arrears	62,100,100	62,100,100	62,100,100
Sector Conditional Grant - Non Wage Recurrent	376,523,822	376,523,822	376,523,822
Sector Conditional Grant - Development	735,489,260	735,489,260	735,489,260
Sector Conditional Grant - Wage Recurrent	19,602,638,230	23,166,158,486	23,166,158,486
Support Services Conditional Grant - Non Wage Recu	-	-	-
Transitional Conditional Grant – Development	500,000,000	500,000,000	500,000,000
Urban Discretionary Equalisation Development Grant	9,293,158,365	9,293,158,365	9,293,158,365
Urban Unconditional Grant Wage	4,108,538,613	4,239,938,613	4,239,938,613

LG/Item	Sum of Approved Budget	Sum of Revised Budget	Sum of Release
Urban Unconditional Non-Wage	766,711,861	766,711,861	766,711,861
Mbale District	34,763,768,522	39,637,107,671	39,637,107,671
District Discretionary Equalisation Development Gr	138,126,245	138,126,245	138,126,245
District Unconditional Grant Non-Wage	854,119,101	854,119,101	854,119,101
District Unconditional Grant Wage	2,880,822,983	3,099,822,983	3,099,822,983
Gratuity	1,037,835,898	1,814,960,016	1,814,960,016
Pensions	4,580,788,804	5,106,401,408	5,106,401,408
Pensions Arrears	166,003,500	166,003,500	166,003,500
Salary Arrears	471,007,801	471,007,801	471,007,801
Sector Conditional Grant - Non Wage Recurrent	849,238,303	849,238,303	849,238,303
Sector Conditional Grant - Development	3,042,081,689	3,042,081,689	3,042,081,689
Sector Conditional Grant - Wage Recurrent	19,641,926,039	22,993,528,467	22,993,528,467
Support Services Conditional Grant - Non Wage Recu	400,000,000	400,000,000	400,000,000
Transitional Conditional Grant – Development	14,814,815	14,814,815	14,814,815
Urban Unconditional Grant Wage	687,003,345	687,003,345	687,003,345
Mbarara city	26,457,132,854	32,040,039,017	32,040,039,017
Gratuity	896,092,494	1,580,845,516	1,580,845,516
Pensions	1,109,875,627	1,362,836,511	1,362,836,511
Pensions Arrears	837,611,329	837,611,329	837,611,329
Salary Arrears	80,826,315	80,826,315	80,826,315
Sector Conditional Grant - Non Wage Recurrent	243,840,416	243,840,416	243,840,416
Sector Conditional Grant - Development	495,512,250	495,512,250	495,512,250
Sector Conditional Grant - Wage Recurrent	14,355,948,058	18,940,540,315	18,940,540,315
Support Services Conditional Grant - Non Wage Recu	-	-	-
Transitional Conditional Grant – Development	200,000,000	200,000,000	200,000,000
Urban Discretionary Equalisation Development Grant	4,609,748,563	4,609,748,563	4,609,748,563
Urban Unconditional Grant Wage	3,151,389,202	3,211,989,202	3,211,989,202
Urban Unconditional Non-Wage	476,288,600	476,288,600	476,288,600
Mbarara District	27,990,437,113	30,368,929,427	30,368,929,427

LG/Item	Sum of Approved Budget	Sum of Revised Budget	Sum of Release
District Discretionary Equalisation Development Gr	99,094,762	99,094,762	99,094,762
District Unconditional Grant Non-Wage	550,630,295	550,630,295	550,630,295
District Unconditional Grant Wage	2,504,877,370	2,595,477,370	2,595,477,370
Gratuity	595,747,249	595,747,249	595,747,249
Pensions	3,760,071,569	4,225,269,958	4,225,269,958
Pensions Arrears	66,674,032	66,674,032	66,674,032
Salary Arrears	-	-	-
Sector Conditional Grant - Non Wage Recurrent	566,523,800	566,523,800	566,523,800
Sector Conditional Grant - Development	4,758,842,592	4,758,842,592	4,758,842,592
Sector Conditional Grant - Wage Recurrent	14,575,612,945	16,398,306,870	16,398,306,870
Support Services Conditional Grant - Non Wage Recu	-	-	-
Transitional Conditional Grant – Development	314,814,815	314,814,815	314,814,815
Urban Unconditional Grant Wage	197,547,684	197,547,684	197,547,684
Mitooma District	36,225,966,964	42,371,742,092	42,371,742,092
District Discretionary Equalisation Development Gr	101,098,693	101,098,693	101,098,693
District Unconditional Grant Non-Wage	652,834,511	652,834,511	652,834,511
District Unconditional Grant Wage	2,537,547,180	2,679,147,180	2,679,147,180
Gratuity	586,050,444	812,946,433	812,946,433
Pensions	786,784,105	893,289,464	893,289,464
Pensions Arrears	6,428,154	6,428,154	6,428,154
Salary Arrears	147,867,878	147,867,878	147,867,878
Sector Conditional Grant - Non Wage Recurrent	655,697,511	655,697,511	655,697,511
Sector Conditional Grant - Development	2,244,786,849	2,244,786,849	2,244,786,849
Sector Conditional Grant - Wage Recurrent	16,294,721,981	19,337,495,763	19,337,495,763
Support Services Conditional Grant - Non Wage Recu	-	-	-
Transitional Conditional Grant – Development	11,764,814,815	14,392,814,815	14,392,814,815
Urban Unconditional Grant Wage	447,334,843	447,334,843	447,334,843
Mityana District	29,798,249,883	32,434,984,503	32,434,984,503
District Discretionary Equalisation Development Gr	123,680,412	123,680,412	123,680,412

LG/Item	Sum of Approved Budget	Sum of Revised Budget	Sum of Release
District Unconditional Grant Non-Wage	695,501,475	695,501,475	695,501,475
District Unconditional Grant Wage	2,251,615,205	2,342,815,205	2,342,815,205
Gratuity	568,097,738	755,929,642	755,929,642
Pensions	1,392,622,686	1,395,195,735	1,395,195,735
Pensions Arrears	-	-	-
Salary Arrears	-	-	-
Sector Conditional Grant - Non Wage Recurrent	638,595,131	638,595,131	638,595,131
Sector Conditional Grant - Development	3,309,775,362	3,309,775,362	3,309,775,362
Sector Conditional Grant - Wage Recurrent	20,236,927,031	22,592,056,696	22,592,056,696
Support Services Conditional Grant - Non Wage Recu	-	-	-
Transitional Conditional Grant – Development	14,814,815	14,814,815	14,814,815
Urban Unconditional Grant Wage	566,620,030	566,620,030	566,620,030
Mityana Municipal Council	7,767,645,698	9,197,701,596	9,197,701,596
Gratuity	464,438,081	608,453,383	608,453,383
Pensions	161,651,610	240,354,292	240,354,292
Pensions Arrears	-	-	-
Salary Arrears	-	-	-
Sector Conditional Grant - Non Wage Recurrent	149,048,827	149,048,827	149,048,827
Sector Conditional Grant - Development	225,964,241	225,964,241	225,964,241
Sector Conditional Grant - Wage Recurrent	5,491,163,991	6,667,901,907	6,667,901,907
Support Services Conditional Grant - Non Wage Recu	-	-	-
Transitional Conditional Grant – Development	-	-	-
Urban Discretionary Equalisation Development Grant	148,108,152	148,108,152	148,108,152
Urban Unconditional Grant Wage	790,472,935	821,072,935	821,072,935
Urban Unconditional Non-Wage	336,797,861	336,797,861	336,797,861
Moroto District	15,216,940,164	15,610,993,362	15,610,993,362
District Discretionary Equalisation Development Gr	108,909,894	108,909,894	108,909,894
District Unconditional Grant Non-Wage	441,050,727	441,050,727	441,050,727
District Unconditional Grant Wage	1,650,621,403	1,685,421,403	1,685,421,403

LG/Item	Sum of Approved Budget	Sum of Revised Budget	Sum of Release
Gratuity	343,085,343	343,085,343	343,085,343
Pensions	334,785,306	362,484,791	362,484,791
Pensions Arrears	-	-	-
Salary Arrears	11,528,838	11,528,838	11,528,838
Sector Conditional Grant - Non Wage Recurrent	398,864,241	398,864,241	398,864,241
Sector Conditional Grant - Development	2,969,887,900	2,969,887,900	2,969,887,900
Sector Conditional Grant - Wage Recurrent	8,503,882,162	8,835,435,874	8,835,435,874
Support Services Conditional Grant - Non Wage Recu	400,000,000	400,000,000	400,000,000
Transitional Conditional Grant – Development	14,814,815	14,814,815	14,814,815
Urban Unconditional Grant Wage	39,509,537	39,509,537	39,509,537
Moroto Municipal Council	5,854,221,467	6,631,217,134	6,631,217,134
Gratuity	124,508,234	124,508,234	124,508,234
Pensions	117,488,718	219,931,483	219,931,483
Pensions Arrears	-	-	-
Salary Arrears	-	-	-
Sector Conditional Grant - Non Wage Recurrent	71,631,647	71,631,647	71,631,647
Sector Conditional Grant - Development	109,976,291	109,976,291	109,976,291
Sector Conditional Grant - Wage Recurrent	2,251,720,282	2,892,073,183	2,892,073,183
Support Services Conditional Grant - Non Wage Recu	-	-	-
Transitional Conditional Grant – Development	-	-	-
Urban Discretionary Equalisation Development Grant	2,400,037,718	2,400,037,718	2,400,037,718
Urban Unconditional Grant Wage	595,192,318	629,392,318	629,392,318
Urban Unconditional Non-Wage	183,666,259	183,666,259	183,666,259
Moyo District	21,965,330,675	23,827,004,065	23,827,004,065
District Discretionary Equalisation Development Gr	852,676,521	852,676,521	852,676,521
District Unconditional Grant Non-Wage	454,149,562	454,149,562	454,149,562
District Unconditional Grant Wage	1,874,167,553	1,983,967,553	1,983,967,553
Gratuity	1,439,184,684	1,439,184,684	1,439,184,684
Pensions	1,553,099,236	1,560,624,384	1,560,624,384

LG/Item	Sum of Approved Budget	Sum of Revised Budget	Sum of Release
Pensions Arrears	346,719,517	346,719,517	346,719,517
Salary Arrears	-	-	-
Sector Conditional Grant - Non Wage Recurrent	486,860,174	486,860,174	486,860,174
Sector Conditional Grant - Development	1,076,968,765	1,076,968,765	1,076,968,765
Sector Conditional Grant - Wage Recurrent	13,197,275,128	14,941,623,370	14,941,623,370
Support Services Conditional Grant - Non Wage Recu	-	-	-
Transitional Conditional Grant – Development	364,814,815	364,814,815	364,814,815
Urban Unconditional Grant Wage	319,414,722	319,414,722	319,414,722
Mpigi District	29,371,726,701	34,018,852,934	34,018,852,934
District Discretionary Equalisation Development Gr	155,127,439	155,127,439	155,127,439
District Unconditional Grant Non-Wage	581,094,412	581,094,412	581,094,412
District Unconditional Grant Wage	1,996,069,351	2,088,469,351	2,088,469,351
Gratuity	1,437,328,179	1,926,017,389	1,926,017,389
Pensions	2,816,927,732	3,327,111,404	3,327,111,404
Pensions Arrears	176,260,217	176,260,217	176,260,217
Salary Arrears	25,119,573	25,119,573	25,119,573
Sector Conditional Grant - Non Wage Recurrent	628,227,812	628,227,812	628,227,812
Sector Conditional Grant - Development	2,693,604,463	2,693,604,463	2,693,604,463
Sector Conditional Grant - Wage Recurrent	18,564,934,540	22,120,787,892	22,120,787,892
Support Services Conditional Grant - Non Wage Recu	-	-	-
Transitional Conditional Grant – Development	14,814,815	14,814,815	14,814,815
Urban Unconditional Grant Wage	282,218,170	282,218,170	282,218,170
Mubende District	29,823,578,341	31,858,708,197	31,858,708,197
District Discretionary Equalisation Development Gr	214,618,585	214,618,585	214,618,585
District Unconditional Grant Non-Wage	1,016,223,593	1,016,223,593	1,016,223,593
District Unconditional Grant Wage	2,576,673,064	2,665,473,064	2,665,473,064
Gratuity	1,071,905,519	1,071,905,519	1,071,905,519
Pensions	1,853,444,391	1,927,581,427	1,927,581,427
Pensions Arrears	169,366,164	169,366,164	169,366,164

LG/Item	Sum of Approved Budget	Sum of Revised Budget	Sum of Release
Salary Arrears	-	-	-
Sector Conditional Grant - Non Wage Recurrent	895,483,565	895,483,565	895,483,565
Sector Conditional Grant - Development	6,795,219,161	6,795,219,161	6,795,219,161
Sector Conditional Grant - Wage Recurrent	14,960,645,024	16,832,837,844	16,832,837,844
Support Services Conditional Grant - Non Wage Recu	-	-	-
Transitional Conditional Grant – Development	14,814,815	14,814,815	14,814,815
Urban Unconditional Grant Wage	255,184,462	255,184,462	255,184,462
Mubende Municipal Council	24,309,653,384	25,670,395,944	25,670,395,944
Gratuity	899,965,565	940,948,225	940,948,225
Pensions	119,840,174	198,790,857	198,790,857
Pensions Arrears	-	-	-
Salary Arrears	16,008,118	16,008,118	16,008,118
Sector Conditional Grant - Non Wage Recurrent	159,450,261	159,450,261	159,450,261
Sector Conditional Grant - Development	1,001,974,808	1,001,974,808	1,001,974,808
Sector Conditional Grant - Wage Recurrent	4,823,130,547	6,036,339,764	6,036,339,764
Support Services Conditional Grant - Non Wage Recu	-	-	-
Transitional Conditional Grant – Development	-	-	-
Urban Discretionary Equalisation Development Grant	15,925,849,337	15,925,849,337	15,925,849,337
Urban Unconditional Grant Wage	899,527,577	927,127,577	927,127,577
Urban Unconditional Non-Wage	463,906,998	463,906,998	463,906,998
Mukono District	47,832,912,878	54,878,228,578	54,878,228,578
District Discretionary Equalisation Development Gr	240,987,888	240,987,888	240,987,888
District Unconditional Grant Non-Wage	919,681,140	919,681,140	919,681,140
District Unconditional Grant Wage	3,022,938,012	3,144,138,012	3,144,138,012
Gratuity	3,611,166,455	4,378,210,441	4,378,210,441
Pensions	3,441,282,789	3,636,970,529	3,636,970,529
Pensions Arrears	628,332,007	628,332,007	628,332,007
Salary Arrears	7,932,306	7,932,306	7,932,306
Sector Conditional Grant - Non Wage Recurrent	1,248,692,060	1,248,692,060	1,248,692,060

LG/Item	Sum of Approved Budget	Sum of Revised Budget	Sum of Release
Sector Conditional Grant - Development	3,882,738,541	3,882,738,541	3,882,738,541
Sector Conditional Grant - Wage Recurrent	30,050,951,112	36,012,335,087	36,012,335,087
Support Services Conditional Grant - Non Wage Recu	-	-	-
Transitional Conditional Grant – Development	514,814,815	514,814,815	514,814,815
Urban Unconditional Grant Wage	263,395,752	263,395,752	263,395,752
Mukono Municipal Council	14,608,906,986	17,428,170,051	17,428,170,051
Gratuity	595,914,076	836,399,082	836,399,082
Pensions	344,326,110	681,879,814	681,879,814
Pensions Arrears	495,000,854	495,000,854	495,000,854
Salary Arrears	-	-	-
Sector Conditional Grant - Non Wage Recurrent	171,150,523	171,150,523	171,150,523
Sector Conditional Grant - Development	1,978,820,630	1,978,820,630	1,978,820,630
Sector Conditional Grant - Wage Recurrent	9,391,470,917	11,580,495,272	11,580,495,272
Support Services Conditional Grant - Non Wage Recu	-	-	-
Transitional Conditional Grant – Development	-	-	-
Urban Discretionary Equalisation Development Grant	263,386,251	263,386,251	263,386,251
Urban Unconditional Grant Wage	1,049,329,250	1,101,529,250	1,101,529,250
Urban Unconditional Non-Wage	319,508,375	319,508,375	319,508,375
Nabilatuk District	8,216,031,445	8,741,694,106	8,741,694,106
District Discretionary Equalisation Development Gr	107,533,092	107,533,092	107,533,092
District Unconditional Grant Non-Wage	385,412,194	385,412,194	385,412,194
District Unconditional Grant Wage	1,518,764,882	1,603,964,882	1,603,964,882
Gratuity	5,308,330	5,308,330	5,308,330
Pensions	70,609,419	105,247,064	105,247,064
Pensions Arrears	-	-	-
Salary Arrears	-	-	-
Sector Conditional Grant - Non Wage Recurrent	257,695,758	257,695,758	257,695,758
Sector Conditional Grant - Development	1,136,301,432	1,136,301,432	1,136,301,432
Sector Conditional Grant - Wage Recurrent	4,569,591,524	4,975,416,540	4,975,416,540

LG/Item	Sum of Approved Budget	Sum of Revised Budget	Sum of Release
Support Services Conditional Grant - Non Wage Recu	-	-	-
Transitional Conditional Grant – Development	14,814,815	14,814,815	14,814,815
Urban Unconditional Grant Wage	150,000,000	150,000,000	150,000,000
Nakapiripirit District	13,329,730,083	13,883,206,489	13,883,206,489
District Discretionary Equalisation Development Gr	77,759,524	77,759,524	77,759,524
District Unconditional Grant Non-Wage	453,326,026	453,326,026	453,326,026
District Unconditional Grant Wage	1,365,551,147	1,401,551,147	1,401,551,147
Gratuity	63,138,315	63,138,315	63,138,315
Pensions	608,685,880	608,685,880	608,685,880
Pensions Arrears	-	-	-
Salary Arrears	-	-	-
Sector Conditional Grant - Non Wage Recurrent	340,451,346	340,451,346	340,451,346
Sector Conditional Grant - Development	3,090,731,850	3,090,731,850	3,090,731,850
Sector Conditional Grant - Wage Recurrent	6,718,797,356	7,236,273,761	7,236,273,761
Support Services Conditional Grant - Non Wage Recu	-	-	-
Transitional Conditional Grant – Development	414,814,815	414,814,815	414,814,815
Urban Unconditional Grant Wage	196,473,824	196,473,824	196,473,824
Nakaseke District	31,869,631,950	35,831,874,031	35,831,874,031
District Discretionary Equalisation Development Gr	150,192,593	150,192,593	150,192,593
District Unconditional Grant Non-Wage	632,973,448	632,973,448	632,973,448
District Unconditional Grant Wage	2,194,282,521	2,348,482,521	2,348,482,521
Gratuity	862,079,578	1,359,833,432	1,359,833,432
Pensions	576,503,293	880,794,112	880,794,112
Pensions Arrears	1,110,532,802	1,110,532,802	1,110,532,802
Salary Arrears	102,153,691	102,153,691	102,153,691
Sector Conditional Grant - Non Wage Recurrent	733,632,622	733,632,622	733,632,622
Sector Conditional Grant - Development	4,362,416,999	4,362,416,999	4,362,416,999
Sector Conditional Grant - Wage Recurrent	19,311,774,475	22,317,771,881	22,317,771,881
Support Services Conditional Grant - Non Wage Recu	-	-	-

LG/Item	Sum of Approved Budget	Sum of Revised Budget	Sum of Release
Transitional Conditional Grant – Development	1,014,814,815	1,014,814,815	1,014,814,815
Urban Unconditional Grant Wage	818,275,114	818,275,114	818,275,114
Nakasongola District	26,044,153,255	28,615,537,607	28,615,537,607
District Discretionary Equalisation Development Gr	110,166,234	110,166,234	110,166,234
District Unconditional Grant Non-Wage	567,703,521	567,703,521	567,703,521
District Unconditional Grant Wage	2,225,949,384	2,400,549,384	2,400,549,384
Gratuity	400,080,143	400,080,143	400,080,143
Pensions	484,581,733	660,878,818	660,878,818
Pensions Arrears	337,003,675	337,003,675	337,003,675
Salary Arrears	-	-	-
Sector Conditional Grant - Non Wage Recurrent	799,612,418	799,612,418	799,612,418
Sector Conditional Grant - Development	2,022,231,660	2,022,231,660	2,022,231,660
Sector Conditional Grant - Wage Recurrent	18,341,337,626	20,561,824,894	20,561,824,894
Support Services Conditional Grant - Non Wage Recu	-	-	-
Transitional Conditional Grant – Development	14,814,815	14,814,815	14,814,815
Urban Unconditional Grant Wage	740,672,045	740,672,045	740,672,045
Namayingo District	24,471,234,484	26,106,141,094	26,106,141,094
District Discretionary Equalisation Development Gr	189,914,463	189,914,463	189,914,463
District Unconditional Grant Non-Wage	598,724,675	598,724,675	598,724,675
District Unconditional Grant Wage	2,066,786,507	2,154,986,507	2,154,986,507
Gratuity	436,033,685	436,033,685	436,033,685
Pensions	311,201,569	536,475,996	536,475,996
Pensions Arrears	677,047,064	677,047,064	677,047,064
Salary Arrears	-	-	-
Sector Conditional Grant - Non Wage Recurrent	705,249,546	705,249,546	705,249,546
Sector Conditional Grant - Development	3,141,535,829	3,141,535,829	3,141,535,829
Sector Conditional Grant - Wage Recurrent	15,707,957,450	17,029,389,634	17,029,389,634
Support Services Conditional Grant - Non Wage Recu	-	-	-
Transitional Conditional Grant – Development	314,814,815	314,814,815	314,814,815

LG/Item	Sum of Approved Budget	Sum of Revised Budget	Sum of Release
Urban Unconditional Grant Wage	321,968,881	321,968,881	321,968,881
Namisindwa District	24,048,846,439	25,381,631,279	25,381,631,279
District Discretionary Equalisation Development Gr	90,290,479	90,290,479	90,290,479
District Unconditional Grant Non-Wage	981,231,218	981,231,218	981,231,218
District Unconditional Grant Wage	2,403,257,871	2,496,857,871	2,496,857,871
Gratuity	972,105,146	972,105,146	972,105,146
Pensions	376,962,775	465,006,888	465,006,888
Pensions Arrears	-	-	-
Salary Arrears	81,355,969	81,355,969	81,355,969
Sector Conditional Grant - Non Wage Recurrent	712,389,205	712,389,205	712,389,205
Sector Conditional Grant - Development	2,374,697,366	2,374,697,366	2,374,697,366
Sector Conditional Grant - Wage Recurrent	15,130,665,700	16,281,806,428	16,281,806,428
Support Services Conditional Grant - Non Wage Recu	-	-	-
Transitional Conditional Grant – Development	614,814,815	614,814,815	614,814,815
Urban Unconditional Grant Wage	311,075,894	311,075,894	311,075,894
Namutumba District	28,628,793,121	31,046,134,734	31,046,134,734
District Discretionary Equalisation Development Gr	185,521,982	185,521,982	185,521,982
District Unconditional Grant Non-Wage	599,517,572	599,517,572	599,517,572
District Unconditional Grant Wage	2,151,403,602	2,215,003,602	2,215,003,602
Gratuity	678,941,016	869,853,102	869,853,102
Pensions	640,242,719	1,074,675,115	1,074,675,115
Pensions Arrears	108,668,124	108,668,124	108,668,124
Salary Arrears	-	-	-
Sector Conditional Grant - Non Wage Recurrent	786,067,126	786,067,126	786,067,126
Sector Conditional Grant - Development	4,707,535,310	4,707,535,310	4,707,535,310
Sector Conditional Grant - Wage Recurrent	18,413,052,083	20,141,449,214	20,141,449,214
Support Services Conditional Grant - Non Wage Recu	-	-	-
Transitional Conditional Grant – Development	14,814,815	14,814,815	14,814,815
Urban Unconditional Grant Wage	343,028,772	343,028,772	343,028,772

LG/Item	Sum of Approved Budget	Sum of Revised Budget	Sum of Release
Nansana Municipal Council	19,028,930,222	21,736,955,600	21,736,955,600
Gratuity	431,132,590	833,386,051	833,386,051
Pensions	275,818,589	675,482,547	675,482,547
Pensions Arrears	-	-	-
Salary Arrears	-	-	-
Sector Conditional Grant - Non Wage Recurrent	335,440,586	335,440,586	335,440,586
Sector Conditional Grant - Development	2,124,902,329	2,124,902,329	2,124,902,329
Sector Conditional Grant - Wage Recurrent	9,927,897,521	11,782,405,480	11,782,405,480
Support Services Conditional Grant - Non Wage Recu	-	-	-
Transitional Conditional Grant – Development	2,500,000,000	2,500,000,000	2,500,000,000
Urban Discretionary Equalisation Development Grant	632,838,441	632,838,441	632,838,441
Urban Unconditional Grant Wage	1,992,018,370	2,043,618,370	2,043,618,370
Urban Unconditional Non-Wage	808,881,796	808,881,796	808,881,796
Napak District	15,588,626,705	16,565,377,588	16,565,377,588
District Discretionary Equalisation Development Gr	126,562,394	126,562,394	126,562,394
District Unconditional Grant Non-Wage	635,167,752	635,167,752	635,167,752
District Unconditional Grant Wage	2,249,529,425	2,392,329,425	2,392,329,425
Gratuity	117,732,565	117,732,565	117,732,565
Pensions	112,610,940	233,581,008	233,581,008
Pensions Arrears	-	-	-
Salary Arrears	-	-	-
Sector Conditional Grant - Non Wage Recurrent	493,921,209	493,921,209	493,921,209
Sector Conditional Grant - Development	3,206,251,471	3,206,251,471	3,206,251,471
Sector Conditional Grant - Wage Recurrent	7,913,451,161	8,626,431,975	8,626,431,975
Support Services Conditional Grant - Non Wage Recu	-	-	-
Transitional Conditional Grant – Development	14,814,815	14,814,815	14,814,815
Urban Unconditional Grant Wage	718,584,974	718,584,974	718,584,974
Nebbi District	36,951,712,652	39,460,747,982	39,460,747,982
District Discretionary Equalisation Development Gr	192,133,190	192,133,190	192,133,190

LG/Item	Sum of Approved Budget	Sum of Revised Budget	Sum of Release
District Unconditional Grant Non-Wage	616,306,743	616,306,743	616,306,743
District Unconditional Grant Wage	3,158,426,931	3,297,026,931	3,297,026,931
Gratuity	4,753,297,124	4,753,297,124	4,753,297,124
Pensions	3,489,964,978	4,164,553,362	4,164,553,362
Pensions Arrears	2,803,462,915	2,803,462,915	2,803,462,915
Salary Arrears	-	-	-
Sector Conditional Grant - Non Wage Recurrent	674,255,140	674,255,140	674,255,140
Sector Conditional Grant - Development	3,426,015,988	3,426,015,988	3,426,015,988
Sector Conditional Grant - Wage Recurrent	17,193,085,719	18,888,932,664	18,888,932,664
Support Services Conditional Grant - Non Wage Recu	-	-	-
Transitional Conditional Grant – Development	514,814,815	514,814,815	514,814,815
Urban Unconditional Grant Wage	129,949,109	129,949,109	129,949,109
Nebbi Municipal Council	6,054,763,332	6,408,495,366	6,408,495,366
Gratuity	146,079,040	146,079,040	146,079,040
Pensions	123,803,209	123,803,209	123,803,209
Pensions Arrears	-	-	-
Salary Arrears	9,897,050	9,897,050	9,897,050
Sector Conditional Grant - Non Wage Recurrent	96,091,924	96,091,924	96,091,924
Sector Conditional Grant - Development	125,492,883	125,492,883	125,492,883
Sector Conditional Grant - Wage Recurrent	4,117,433,012	4,427,965,046	4,427,965,046
Support Services Conditional Grant - Non Wage Recu	-	-	-
Transitional Conditional Grant – Development	-	-	-
Urban Discretionary Equalisation Development Grant	100,869,059	100,869,059	100,869,059
Urban Unconditional Grant Wage	1,116,857,366	1,160,057,366	1,160,057,366
Urban Unconditional Non-Wage	218,239,789	218,239,789	218,239,789
Ngora District	17,876,204,366	20,423,713,697	20,423,713,697
District Discretionary Equalisation Development Gr	60,888,218	60,888,218	60,888,218
District Unconditional Grant Non-Wage	542,352,550	542,352,550	542,352,550
District Unconditional Grant Wage	1,204,390,323	1,225,990,323	1,225,990,323

LG/Item	Sum of Approved Budget	Sum of Revised Budget	Sum of Release
Gratuity	1,142,467,744	1,578,129,913	1,578,129,913
Pensions	728,451,234	1,110,807,421	1,110,807,421
Pensions Arrears	781,780,517	781,780,517	781,780,517
Salary Arrears	-	-	-
Sector Conditional Grant - Non Wage Recurrent	520,409,893	520,409,893	520,409,893
Sector Conditional Grant - Development	1,487,382,135	1,487,382,135	1,487,382,135
Sector Conditional Grant - Wage Recurrent	11,125,171,448	12,833,062,423	12,833,062,423
Support Services Conditional Grant - Non Wage Recu	-	-	-
Transitional Conditional Grant – Development	14,814,815	14,814,815	14,814,815
Urban Unconditional Grant Wage	268,095,490	268,095,490	268,095,490
Njeru Municipal Council	8,572,672,180	9,722,610,060	9,722,610,060
Gratuity	355,074,927	444,654,283	444,654,283
Pensions	215,448,496	329,357,250	329,357,250
Pensions Arrears	-	-	-
Salary Arrears	-	-	-
Sector Conditional Grant - Non Wage Recurrent	205,201,924	205,201,924	205,201,924
Sector Conditional Grant - Development	660,658,074	660,658,074	660,658,074
Sector Conditional Grant - Wage Recurrent	5,603,497,527	6,506,747,296	6,506,747,296
Support Services Conditional Grant - Non Wage Recu	-	-	-
Transitional Conditional Grant – Development	-	-	-
Urban Discretionary Equalisation Development Grant	330,945,199	330,945,199	330,945,199
Urban Unconditional Grant Wage	817,911,376	861,111,376	861,111,376
Urban Unconditional Non-Wage	383,934,657	383,934,657	383,934,657
Ntoroko District	19,117,097,110	20,136,771,022	20,136,771,022
District Discretionary Equalisation Development Gr	48,043,291	48,043,291	48,043,291
District Unconditional Grant Non-Wage	444,122,208	444,122,208	444,122,208
District Unconditional Grant Wage	3,060,635,997	3,239,435,997	3,239,435,997
Gratuity	378,685,107	378,685,107	378,685,107
Pensions	127,446,908	157,852,572	157,852,572

LG/Item	Sum of Approved Budget	Sum of Revised Budget	Sum of Release
Pensions Arrears	-	-	-
Salary Arrears	-	-	-
Sector Conditional Grant - Non Wage Recurrent	430,505,278	430,505,278	430,505,278
Sector Conditional Grant - Development	2,783,171,971	2,783,171,971	2,783,171,971
Sector Conditional Grant - Wage Recurrent	11,006,794,876	11,817,263,124	11,817,263,124
Support Services Conditional Grant - Non Wage Recu	-	-	-
Transitional Conditional Grant – Development	264,814,815	264,814,815	264,814,815
Urban Unconditional Grant Wage	572,876,660	572,876,660	572,876,660
Ntungamo District	52,113,577,024	57,676,336,774	57,676,336,774
District Discretionary Equalisation Development Gr	168,089,794	168,089,794	168,089,794
District Unconditional Grant Non-Wage	1,061,784,244	1,061,784,244	1,061,784,244
District Unconditional Grant Wage	3,672,835,603	3,884,635,603	3,884,635,603
Gratuity	1,533,148,443	2,050,123,750	2,050,123,750
Pensions	3,036,898,837	3,287,553,904	3,287,553,904
Pensions Arrears	1,254,938,181	1,254,938,181	1,254,938,181
Salary Arrears	29,500,994	29,500,994	29,500,994
Sector Conditional Grant - Non Wage Recurrent	1,075,189,628	1,075,189,628	1,075,189,628
Sector Conditional Grant - Development	5,850,696,013	5,850,696,013	5,850,696,013
Sector Conditional Grant - Wage Recurrent	33,203,018,011	37,786,347,389	37,786,347,389
Support Services Conditional Grant - Non Wage Recu	-	-	-
Transitional Conditional Grant – Development	544,814,815	544,814,815	544,814,815
Urban Unconditional Grant Wage	682,662,461	682,662,461	682,662,461
Ntungamo Municipal Council	6,394,802,864	6,828,586,687	6,828,586,687
Gratuity	63,352,707	63,352,707	63,352,707
Pensions	118,470,400	163,503,684	163,503,684
Pensions Arrears	-	-	-
Salary Arrears	-	-	-
Sector Conditional Grant - Non Wage Recurrent	80,776,866	80,776,866	80,776,866
Sector Conditional Grant - Development	166,782,563	166,782,563	166,782,563

LG/Item	Sum of Approved Budget	Sum of Revised Budget	Sum of Release
Sector Conditional Grant - Wage Recurrent	2,342,913,718	2,719,064,256	2,719,064,256
Support Services Conditional Grant - Non Wage Recu	-	-	-
Transitional Conditional Grant – Development	-	-	-
Urban Discretionary Equalisation Development Grant	2,749,898,962	2,749,898,962	2,749,898,962
Urban Unconditional Grant Wage	659,187,583	671,787,583	671,787,583
Urban Unconditional Non-Wage	213,420,065	213,420,065	213,420,065
Nwoya District	22,232,477,102	23,928,850,530	23,928,850,530
District Discretionary Equalisation Development Gr	202,326,151	202,326,151	202,326,151
District Unconditional Grant Non-Wage	554,540,319	554,540,319	554,540,319
District Unconditional Grant Wage	1,770,654,124	1,848,654,124	1,848,654,124
Gratuity	211,537,748	232,903,509	232,903,509
Pensions	352,276,785	500,247,636	500,247,636
Pensions Arrears	408,390,838	408,390,838	408,390,838
Salary Arrears	53,266,125	53,266,125	53,266,125
Sector Conditional Grant - Non Wage Recurrent	593,663,564	593,663,564	593,663,564
Sector Conditional Grant - Development	6,151,356,181	6,151,356,181	6,151,356,181
Sector Conditional Grant - Wage Recurrent	11,653,821,487	13,102,858,303	13,102,858,303
Support Services Conditional Grant - Non Wage Recu	-	-	-
Transitional Conditional Grant – Development	14,814,815	14,814,815	14,814,815
Urban Unconditional Grant Wage	265,828,965	265,828,965	265,828,965
Obongi District	13,008,114,743	13,375,497,384	13,375,497,384
District Discretionary Equalisation Development Gr	1,423,288,933	1,423,288,933	1,423,288,933
District Unconditional Grant Non-Wage	444,403,864	444,403,864	444,403,864
District Unconditional Grant Wage	1,904,386,285	1,975,186,285	1,975,186,285
Gratuity	142,821,862	142,821,862	142,821,862
Pensions	58,083,430	58,083,430	58,083,430
Pensions Arrears	-	-	-
Salary Arrears	-	-	-
Sector Conditional Grant - Non Wage Recurrent	346,115,738	346,115,738	346,115,738

LG/Item	Sum of Approved Budget	Sum of Revised Budget	Sum of Release
Sector Conditional Grant - Development	1,728,846,177	1,728,846,177	1,728,846,177
Sector Conditional Grant - Wage Recurrent	6,426,324,899	6,722,907,540	6,722,907,540
Support Services Conditional Grant - Non Wage Recu	-	-	-
Transitional Conditional Grant – Development	314,814,815	314,814,815	314,814,815
Urban Unconditional Grant Wage	219,028,740	219,028,740	219,028,740
Omoror District	23,593,141,071	25,810,162,545	25,810,162,545
District Discretionary Equalisation Development Gr	83,487,656	83,487,656	83,487,656
District Unconditional Grant Non-Wage	481,998,268	481,998,268	481,998,268
District Unconditional Grant Wage	2,150,322,809	2,230,722,809	2,230,722,809
Gratuity	710,721,127	710,721,127	710,721,127
Pensions	332,214,588	681,280,740	681,280,740
Pensions Arrears	973,634,929	973,634,929	973,634,929
Salary Arrears	-	-	-
Sector Conditional Grant - Non Wage Recurrent	504,409,595	504,409,595	504,409,595
Sector Conditional Grant - Development	2,770,677,146	2,770,677,146	2,770,677,146
Sector Conditional Grant - Wage Recurrent	15,335,111,083	17,122,666,404	17,122,666,404
Support Services Conditional Grant - Non Wage Recu	-	-	-
Transitional Conditional Grant – Development	14,814,815	14,814,815	14,814,815
Urban Unconditional Grant Wage	235,749,058	235,749,058	235,749,058
Otuke District	17,894,111,690	19,741,809,115	19,741,809,115
District Discretionary Equalisation Development Gr	98,777,489	98,777,489	98,777,489
District Unconditional Grant Non-Wage	673,738,600	673,738,600	673,738,600
District Unconditional Grant Wage	1,741,824,502	1,831,224,502	1,831,224,502
Gratuity	578,714,160	578,714,160	578,714,160
Pensions	267,302,246	553,318,836	553,318,836
Pensions Arrears	24,523,011	24,523,011	24,523,011
Salary Arrears	84,287,282	84,287,282	84,287,282
Sector Conditional Grant - Non Wage Recurrent	492,612,699	492,612,699	492,612,699
Sector Conditional Grant - Development	3,310,187,923	3,310,187,923	3,310,187,923

LG/Item	Sum of Approved Budget	Sum of Revised Budget	Sum of Release
Sector Conditional Grant - Wage Recurrent	9,926,322,396	11,398,603,231	11,398,603,231
Support Services Conditional Grant - Non Wage Recu	-	-	-
Transitional Conditional Grant – Development	314,814,815	314,814,815	314,814,815
Urban Unconditional Grant Wage	381,006,568	381,006,568	381,006,568
Oyam District	39,748,565,964	43,391,096,976	43,391,096,976
District Discretionary Equalisation Development Gr	237,222,417	237,222,417	237,222,417
District Unconditional Grant Non-Wage	780,021,341	780,021,341	780,021,341
District Unconditional Grant Wage	2,287,442,688	2,367,842,688	2,367,842,688
Gratuity	2,712,190,536	3,107,201,834	3,107,201,834
Pensions	1,717,006,948	2,571,803,715	2,571,803,715
Pensions Arrears	1,527,843,871	1,527,843,871	1,527,843,871
Salary Arrears	155,848,252	155,848,252	155,848,252
Sector Conditional Grant - Non Wage Recurrent	1,002,337,735	1,002,337,735	1,002,337,735
Sector Conditional Grant - Development	7,164,698,490	7,164,698,490	7,164,698,490
Sector Conditional Grant - Wage Recurrent	21,867,628,450	24,179,951,397	24,179,951,397
Support Services Conditional Grant - Non Wage Recu	-	-	-
Transitional Conditional Grant – Development	14,814,815	14,814,815	14,814,815
Urban Unconditional Grant Wage	281,510,421	281,510,421	281,510,421
Pader District	27,673,004,390	29,780,343,691	29,780,343,691
District Discretionary Equalisation Development Gr	100,458,351	100,458,351	100,458,351
District Unconditional Grant Non-Wage	651,755,677	651,755,677	651,755,677
District Unconditional Grant Wage	2,540,955,199	2,614,755,199	2,614,755,199
Gratuity	1,765,112,355	1,765,112,355	1,765,112,355
Pensions	911,229,900	1,246,173,636	1,246,173,636
Pensions Arrears	-	-	-
Salary Arrears	-	-	-
Sector Conditional Grant - Non Wage Recurrent	732,609,306	732,609,306	732,609,306
Sector Conditional Grant - Development	2,986,328,905	2,986,328,905	2,986,328,905
Sector Conditional Grant - Wage Recurrent	17,745,892,549	19,444,488,114	19,444,488,114

LG/Item	Sum of Approved Budget	Sum of Revised Budget	Sum of Release
Support Services Conditional Grant - Non Wage Recu	-	-	-
Transitional Conditional Grant – Development	14,814,815	14,814,815	14,814,815
Urban Unconditional Grant Wage	223,847,334	223,847,334	223,847,334
Pakwach District	18,920,320,988	21,060,803,291	21,060,803,291
District Discretionary Equalisation Development Gr	76,497,692	76,497,692	76,497,692
District Unconditional Grant Non-Wage	773,700,910	773,700,910	773,700,910
District Unconditional Grant Wage	1,874,329,607	1,984,129,607	1,984,129,607
Gratuity	611,033,830	749,080,136	749,080,136
Pensions	143,300,299	357,602,070	357,602,070
Pensions Arrears	-	-	-
Salary Arrears	-	-	-
Sector Conditional Grant - Non Wage Recurrent	615,655,897	615,655,897	615,655,897
Sector Conditional Grant - Development	2,311,969,901	2,311,969,901	2,311,969,901
Sector Conditional Grant - Wage Recurrent	11,786,104,252	13,464,438,479	13,464,438,479
Support Services Conditional Grant - Non Wage Recu	-	-	-
Transitional Conditional Grant – Development	514,814,815	514,814,815	514,814,815
Urban Unconditional Grant Wage	212,913,785	212,913,785	212,913,785
Pallisa District	34,297,962,836	36,301,033,980	36,301,033,980
District Discretionary Equalisation Development Gr	243,225,753	243,225,753	243,225,753
District Unconditional Grant Non-Wage	682,805,552	682,805,552	682,805,552
District Unconditional Grant Wage	2,689,726,760	2,803,726,760	2,803,726,760
Gratuity	1,231,319,578	1,231,319,578	1,231,319,578
Pensions	3,758,398,875	3,758,398,875	3,758,398,875
Pensions Arrears	935,300,804	935,300,804	935,300,804
Salary Arrears	-	-	-
Sector Conditional Grant - Non Wage Recurrent	780,605,479	780,605,479	780,605,479
Sector Conditional Grant - Development	3,135,947,049	3,135,947,049	3,135,947,049
Sector Conditional Grant - Wage Recurrent	20,222,570,928	22,111,642,073	22,111,642,073
Support Services Conditional Grant - Non Wage Recu	-	-	-

LG/Item	Sum of Approved Budget	Sum of Revised Budget	Sum of Release
Transitional Conditional Grant – Development	314,814,815	314,814,815	314,814,815
Urban Unconditional Grant Wage	303,247,241	303,247,241	303,247,241
Rakai District	36,156,421,952	39,109,588,400	39,109,588,400
District Discretionary Equalisation Development Gr	157,615,821	157,615,821	157,615,821
District Unconditional Grant Non-Wage	840,896,955	840,896,955	840,896,955
District Unconditional Grant Wage	3,340,407,394	3,503,607,394	3,503,607,394
Gratuity	368,132,679	769,319,971	769,319,971
Pensions	2,225,201,763	2,254,039,328	2,254,039,328
Pensions Arrears	283,858,821	283,858,821	283,858,821
Salary Arrears	304,218,723	304,218,723	304,218,723
Sector Conditional Grant - Non Wage Recurrent	848,024,035	848,024,035	848,024,035
Sector Conditional Grant - Development	4,306,594,244	4,306,594,244	4,306,594,244
Sector Conditional Grant - Wage Recurrent	22,681,301,253	25,041,242,844	25,041,242,844
Support Services Conditional Grant - Non Wage Recu	-	-	-
Transitional Conditional Grant – Development	214,814,815	214,814,815	214,814,815
Urban Unconditional Grant Wage	585,355,449	585,355,449	585,355,449
Rubanda District	36,099,555,750	38,070,334,167	38,070,334,167
District Discretionary Equalisation Development Gr	121,787,424	121,787,424	121,787,424
District Unconditional Grant Non-Wage	683,573,207	683,573,207	683,573,207
District Unconditional Grant Wage	2,105,723,458	2,190,923,458	2,190,923,458
Gratuity	1,623,667,347	1,736,376,848	1,736,376,848
Pensions	612,334,838	815,561,213	815,561,213
Pensions Arrears	469,207,940	469,207,940	469,207,940
Salary Arrears	94,979,777	94,979,777	94,979,777
Sector Conditional Grant - Non Wage Recurrent	559,584,580	559,584,580	559,584,580
Sector Conditional Grant - Development	3,006,288,690	3,006,288,690	3,006,288,690
Sector Conditional Grant - Wage Recurrent	17,792,946,058	19,362,588,600	19,362,588,600
Support Services Conditional Grant - Non Wage Recu	-	-	-
Transitional Conditional Grant – Development	8,514,814,815	8,514,814,815	8,514,814,815

LG/Item	Sum of Approved Budget	Sum of Revised Budget	Sum of Release
Urban Unconditional Grant Wage	514,647,616	514,647,616	514,647,616
Rubirizi District	17,758,906,836	19,488,910,712	19,488,910,712
District Discretionary Equalisation Development Gr	115,161,719	115,161,719	115,161,719
District Unconditional Grant Non-Wage	560,096,157	560,096,157	560,096,157
District Unconditional Grant Wage	2,180,534,355	2,311,934,355	2,311,934,355
Gratuity	150,208,587	150,208,587	150,208,587
Pensions	333,530,053	458,230,006	458,230,006
Pensions Arrears	-	-	-
Salary Arrears	-	-	-
Sector Conditional Grant - Non Wage Recurrent	524,778,253	524,778,253	524,778,253
Sector Conditional Grant - Development	2,230,343,199	2,230,343,199	2,230,343,199
Sector Conditional Grant - Wage Recurrent	10,133,136,019	11,607,039,942	11,607,039,942
Support Services Conditional Grant - Non Wage Recu	-	-	-
Transitional Conditional Grant – Development	1,214,814,815	1,214,814,815	1,214,814,815
Urban Unconditional Grant Wage	316,303,680	316,303,680	316,303,680
Rukiga District	19,175,250,720	21,226,676,101	21,226,676,101
District Discretionary Equalisation Development Gr	56,861,228	56,861,228	56,861,228
District Unconditional Grant Non-Wage	444,568,338	444,568,338	444,568,338
District Unconditional Grant Wage	1,520,640,199	1,643,640,199	1,643,640,199
Gratuity	568,561,859	620,627,022	620,627,022
Pensions	379,874,721	673,079,293	673,079,293
Pensions Arrears	13,940,832	13,940,832	13,940,832
Salary Arrears	91,313,110	91,313,110	91,313,110
Sector Conditional Grant - Non Wage Recurrent	380,081,073	380,081,073	380,081,073
Sector Conditional Grant - Development	1,356,751,099	1,356,751,099	1,356,751,099
Sector Conditional Grant - Wage Recurrent	14,065,308,954	15,648,464,599	15,648,464,599
Support Services Conditional Grant - Non Wage Recu	-	-	-
Transitional Conditional Grant – Development	14,814,815	14,814,815	14,814,815
Urban Unconditional Grant Wage	282,534,492	282,534,492	282,534,492

LG/Item	Sum of Approved Budget	Sum of Revised Budget	Sum of Release
Rukungiri District	40,427,450,713	47,252,962,212	47,252,962,212
District Discretionary Equalisation Development Gr	203,900,572	203,900,572	203,900,572
District Unconditional Grant Non-Wage	735,654,435	735,654,435	735,654,435
District Unconditional Grant Wage	2,817,551,510	2,933,951,510	2,933,951,510
Gratuity	1,683,614,347	1,986,284,358	1,986,284,358
Pensions	3,226,069,563	4,002,412,806	4,002,412,806
Pensions Arrears	230,260,915	230,260,915	230,260,915
Salary Arrears	205,205,592	205,205,592	205,205,592
Sector Conditional Grant - Non Wage Recurrent	936,100,358	936,100,358	936,100,358
Sector Conditional Grant - Development	3,255,217,540	5,050,217,540	5,050,217,540
Sector Conditional Grant - Wage Recurrent	25,411,390,041	29,246,488,287	29,246,488,287
Support Services Conditional Grant - Non Wage Recu	-	-	-
Transitional Conditional Grant – Development	1,217,308,879	1,217,308,879	1,217,308,879
Urban Unconditional Grant Wage	505,176,960	505,176,960	505,176,960
Rukungiri Municipal Council	7,711,344,741	9,623,469,419	9,623,469,419
Gratuity	454,056,669	995,559,255	995,559,255
Pensions	289,889,549	386,035,246	386,035,246
Pensions Arrears	-	-	-
Salary Arrears	-	-	-
Sector Conditional Grant - Non Wage Recurrent	107,081,057	107,081,057	107,081,057
Sector Conditional Grant - Development	179,345,281	179,345,281	179,345,281
Sector Conditional Grant - Wage Recurrent	5,348,273,853	6,573,550,248	6,573,550,248
Support Services Conditional Grant - Non Wage Recu	-	-	-
Transitional Conditional Grant – Development	-	-	-
Urban Discretionary Equalisation Development Grant	67,314,242	67,314,242	67,314,242
Urban Unconditional Grant Wage	1,040,682,917	1,089,882,917	1,089,882,917
Urban Unconditional Non-Wage	224,701,172	224,701,172	224,701,172
Rwampara District	20,067,326,853	22,170,859,850	22,170,859,850
District Discretionary Equalisation Development Gr	66,769,587	66,769,587	66,769,587

LG/Item	Sum of Approved Budget	Sum of Revised Budget	Sum of Release
District Unconditional Grant Non-Wage	427,980,671	427,980,671	427,980,671
District Unconditional Grant Wage	2,294,843,329	2,408,843,329	2,408,843,329
Gratuity	617,901,575	815,408,646	815,408,646
Pensions	349,540,119	513,223,327	513,223,327
Pensions Arrears	-	-	-
Salary Arrears	41,204,530	41,204,530	41,204,530
Sector Conditional Grant - Non Wage Recurrent	333,083,749	333,083,749	333,083,749
Sector Conditional Grant - Development	1,773,551,048	1,773,551,048	1,773,551,048
Sector Conditional Grant - Wage Recurrent	12,842,114,621	14,470,457,339	14,470,457,339
Support Services Conditional Grant - Non Wage Recu	-	-	-
Transitional Conditional Grant – Development	1,012,299,477	1,012,299,477	1,012,299,477
Urban Unconditional Grant Wage	308,038,147	308,038,147	308,038,147
Sembabule District	31,517,640,533	34,349,702,189	34,349,702,189
District Discretionary Equalisation Development Gr	124,402,167	124,402,167	124,402,167
District Unconditional Grant Non-Wage	715,798,633	715,798,633	715,798,633
District Unconditional Grant Wage	2,639,167,514	2,774,167,514	2,774,167,514
Gratuity	1,974,555,788	2,358,530,754	2,358,530,754
Pensions	577,387,181	1,085,748,923	1,085,748,923
Pensions Arrears	-	-	-
Salary Arrears	27,168,046	27,168,046	27,168,046
Sector Conditional Grant - Non Wage Recurrent	853,318,435	853,318,435	853,318,435
Sector Conditional Grant - Development	5,435,959,314	5,435,959,314	5,435,959,314
Sector Conditional Grant - Wage Recurrent	18,481,136,623	20,285,861,572	20,285,861,572
Support Services Conditional Grant - Non Wage Recu	-	-	-
Transitional Conditional Grant – Development	314,814,815	314,814,815	314,814,815
Urban Unconditional Grant Wage	373,932,017	373,932,017	373,932,017
Serere District	28,058,107,441	30,612,401,365	30,612,401,365
District Discretionary Equalisation Development Gr	177,445,244	177,445,244	177,445,244
District Unconditional Grant Non-Wage	629,335,865	629,335,865	629,335,865

LG/Item	Sum of Approved Budget	Sum of Revised Budget	Sum of Release
District Unconditional Grant Wage	2,407,944,728	2,550,744,728	2,550,744,728
Gratuity	795,863,272	873,694,851	873,694,851
Pensions	942,749,525	1,278,159,631	1,278,159,631
Pensions Arrears	137,422,550	137,422,550	137,422,550
Salary Arrears	209,349,974	209,349,974	209,349,974
Sector Conditional Grant - Non Wage Recurrent	842,797,073	842,797,073	842,797,073
Sector Conditional Grant - Development	2,724,728,063	2,724,728,063	2,724,728,063
Sector Conditional Grant - Wage Recurrent	18,429,597,879	20,427,850,118	20,427,850,118
Support Services Conditional Grant - Non Wage Recu	-	-	-
Transitional Conditional Grant – Development	14,814,815	14,814,815	14,814,815
Urban Unconditional Grant Wage	746,058,454	746,058,454	746,058,454
Sheema District	27,749,351,582	31,068,936,623	31,068,936,623
District Discretionary Equalisation Development Gr	73,140,640	73,140,640	73,140,640
District Unconditional Grant Non-Wage	584,652,462	584,652,462	584,652,462
District Unconditional Grant Wage	2,160,512,664	2,308,712,664	2,308,712,664
Gratuity	1,011,182,369	1,098,056,771	1,098,056,771
Pensions	1,721,562,754	2,322,791,064	2,322,791,064
Pensions Arrears	1,723,813,048	1,723,813,048	1,723,813,048
Salary Arrears	63,833,047	63,833,047	63,833,047
Sector Conditional Grant - Non Wage Recurrent	514,572,109	514,572,109	514,572,109
Sector Conditional Grant - Development	2,086,520,990	2,086,520,990	2,086,520,990
Sector Conditional Grant - Wage Recurrent	16,957,605,356	19,440,887,684	19,440,887,684
Support Services Conditional Grant - Non Wage Recu	-	-	-
Transitional Conditional Grant – Development	114,814,815	114,814,815	114,814,815
Urban Unconditional Grant Wage	737,141,328	737,141,328	737,141,328
Sheema Municipal Council	12,326,185,436	14,479,426,985	14,479,426,985
Gratuity	503,553,463	650,357,296	650,357,296
Pensions	433,872,661	556,015,331	556,015,331
Pensions Arrears	-	-	-

LG/Item	Sum of Approved Budget	Sum of Revised Budget	Sum of Release
Salary Arrears	-	-	-
Sector Conditional Grant - Non Wage Recurrent	170,715,275	170,715,275	170,715,275
Sector Conditional Grant - Development	1,177,262,961	1,177,262,961	1,177,262,961
Sector Conditional Grant - Wage Recurrent	8,384,424,144	10,222,519,190	10,222,519,190
Support Services Conditional Grant - Non Wage Recu	-	-	-
Transitional Conditional Grant – Development	-	-	-
Urban Discretionary Equalisation Development Grant	147,018,842	147,018,842	147,018,842
Urban Unconditional Grant Wage	1,149,091,110	1,195,291,110	1,195,291,110
Urban Unconditional Non-Wage	360,246,980	360,246,980	360,246,980
Sironko District	33,017,524,051	36,779,565,923	36,779,565,923
District Discretionary Equalisation Development Gr	78,399,267	78,399,267	78,399,267
District Unconditional Grant Non-Wage	1,242,317,707	1,242,317,707	1,242,317,707
District Unconditional Grant Wage	3,118,643,892	3,232,643,892	3,232,643,892
Gratuity	2,265,861,740	2,626,730,442	2,626,730,442
Pensions	1,912,928,828	2,914,952,833	2,914,952,833
Pensions Arrears	71,973,858	71,973,858	71,973,858
Salary Arrears	111,052,837	111,052,837	111,052,837
Sector Conditional Grant - Non Wage Recurrent	913,211,500	913,211,500	913,211,500
Sector Conditional Grant - Development	3,490,950,693	3,490,950,693	3,490,950,693
Sector Conditional Grant - Wage Recurrent	19,128,195,512	21,413,344,677	21,413,344,677
Support Services Conditional Grant - Non Wage Recu	-	-	-
Transitional Conditional Grant – Development	14,814,815	14,814,815	14,814,815
Urban Unconditional Grant Wage	669,173,402	669,173,402	669,173,402
Soroti city	18,498,679,914	21,514,959,651	21,514,959,651
Gratuity	714,778,898	918,039,035	918,039,035
Pensions	397,564,824	762,910,206	762,910,206
Pensions Arrears	-	-	-
Salary Arrears	-	-	-
Sector Conditional Grant - Non Wage Recurrent	188,673,972	188,673,972	188,673,972

LG/Item	Sum of Approved Budget	Sum of Revised Budget	Sum of Release
Sector Conditional Grant - Development	1,439,361,878	1,439,361,878	1,439,361,878
Sector Conditional Grant - Wage Recurrent	8,656,753,032	11,051,627,249	11,051,627,249
Support Services Conditional Grant - Non Wage Recu	-	-	-
Transitional Conditional Grant – Development	-	-	-
Urban Discretionary Equalisation Development Grant	3,667,748,317	3,667,748,317	3,667,748,317
Urban Unconditional Grant Wage	2,938,115,316	2,990,915,316	2,990,915,316
Urban Unconditional Non-Wage	495,683,678	495,683,678	495,683,678
Soroti District	25,719,437,907	28,299,984,580	28,299,984,580
District Discretionary Equalisation Development Gr	140,947,577	140,947,577	140,947,577
District Unconditional Grant Non-Wage	610,574,775	610,574,775	610,574,775
District Unconditional Grant Wage	2,023,230,448	2,079,630,448	2,079,630,448
Gratuity	2,433,168,985	2,671,106,535	2,671,106,535
Pensions	3,389,043,326	3,874,493,049	3,874,493,049
Pensions Arrears	-	-	-
Salary Arrears	-	-	-
Sector Conditional Grant - Non Wage Recurrent	595,392,641	595,392,641	595,392,641
Sector Conditional Grant - Development	3,075,850,475	3,075,850,475	3,075,850,475
Sector Conditional Grant - Wage Recurrent	12,396,905,329	14,197,664,728	14,197,664,728
Support Services Conditional Grant - Non Wage Recu	-	-	-
Transitional Conditional Grant – Development	1,014,814,815	1,014,814,815	1,014,814,815
Urban Unconditional Grant Wage	39,509,537	39,509,537	39,509,537
Terego District	27,341,968,925	29,054,265,638	29,054,265,638
District Discretionary Equalisation Development Gr	4,236,036,351	4,236,036,351	4,236,036,351
District Unconditional Grant Non-Wage	611,781,615	611,781,615	611,781,615
District Unconditional Grant Wage	1,680,977,239	1,702,577,239	1,702,577,239
Gratuity	907,309,392	963,521,313	963,521,313
Pensions	105,000,000	370,400,308	370,400,308
Pensions Arrears	-	-	-
Salary Arrears	-	-	-

LG/Item	Sum of Approved Budget	Sum of Revised Budget	Sum of Release
Sector Conditional Grant - Non Wage Recurrent	553,627,734	553,627,734	553,627,734
Sector Conditional Grant - Development	2,126,006,889	2,126,006,889	2,126,006,889
Sector Conditional Grant - Wage Recurrent	16,399,557,937	17,768,642,421	17,768,642,421
Support Services Conditional Grant - Non Wage Recu	-	-	-
Transitional Conditional Grant – Development	414,814,815	414,814,815	414,814,815
Urban Unconditional Grant Wage	306,856,952	306,856,952	306,856,952
Tororo District	57,305,250,504	63,029,036,023	63,029,036,023
District Discretionary Equalisation Development Gr	186,612,741	186,612,741	186,612,741
District Unconditional Grant Non-Wage	1,296,373,284	1,296,373,284	1,296,373,284
District Unconditional Grant Wage	3,383,489,595	3,526,289,595	3,526,289,595
Gratuity	2,537,655,940	2,907,632,688	2,907,632,688
Pensions	4,346,346,107	5,996,248,231	5,996,248,231
Pensions Arrears	1,394,782,878	1,394,782,878	1,394,782,878
Salary Arrears	90,365,060	90,365,060	90,365,060
Sector Conditional Grant - Non Wage Recurrent	1,188,030,607	1,188,030,607	1,188,030,607
Sector Conditional Grant - Development	7,378,395,754	7,378,395,754	7,378,395,754
Sector Conditional Grant - Wage Recurrent	34,622,282,910	38,183,389,557	38,183,389,557
Support Services Conditional Grant - Non Wage Recu	-	-	-
Transitional Conditional Grant – Development	214,814,815	214,814,815	214,814,815
Urban Unconditional Grant Wage	666,100,813	666,100,813	666,100,813
Tororo Municipal Council	15,983,821,104	17,550,141,567	17,550,141,567
Gratuity	520,982,163	760,936,883	760,936,883
Pensions	461,918,575	547,538,687	547,538,687
Pensions Arrears	57,259,861	57,259,861	57,259,861
Salary Arrears	-	-	-
Sector Conditional Grant - Non Wage Recurrent	104,563,660	104,563,660	104,563,660
Sector Conditional Grant - Development	2,568,036,149	2,568,036,149	2,568,036,149
Sector Conditional Grant - Wage Recurrent	5,101,564,713	6,310,510,344	6,310,510,344
Support Services Conditional Grant - Non Wage Recu	-	-	-

LG/Item	Sum of Approved Budget	Sum of Revised Budget	Sum of Release
Transitional Conditional Grant – Development	-	-	-
Urban Discretionary Equalisation Development Grant	5,780,179,789	5,780,179,789	5,780,179,789
Urban Unconditional Grant Wage	705,094,443	736,894,443	736,894,443
Urban Unconditional Non-Wage	684,221,752	684,221,752	684,221,752
Wakiso District	66,529,647,482	76,298,209,761	76,298,209,761
District Discretionary Equalisation Development Gr	287,717,089	287,717,089	287,717,089
District Unconditional Grant Non-Wage	1,048,406,794	1,048,406,794	1,048,406,794
District Unconditional Grant Wage	5,149,486,426	5,653,486,426	5,653,486,426
Gratuity	4,466,726,096	5,107,535,226	5,107,535,226
Pensions	2,599,898,089	3,073,051,250	3,073,051,250
Pensions Arrears	709,715,142	709,715,142	709,715,142
Salary Arrears	115,175,464	115,175,464	115,175,464
Sector Conditional Grant - Non Wage Recurrent	1,356,239,366	1,356,239,366	1,356,239,366
Sector Conditional Grant - Development	12,670,410,239	12,670,410,239	12,670,410,239
Sector Conditional Grant - Wage Recurrent	33,579,959,256	41,730,559,243	41,730,559,243
Support Services Conditional Grant - Non Wage Recu	400,000,000	400,000,000	400,000,000
Transitional Conditional Grant – Development	2,098,489,888	2,098,489,888	2,098,489,888
Urban Unconditional Grant Wage	2,047,423,633	2,047,423,633	2,047,423,633
Yumbe District	49,842,406,760	52,976,051,649	52,976,051,649
District Discretionary Equalisation Development Gr	8,510,289,971	8,510,289,971	8,510,289,971
District Unconditional Grant Non-Wage	1,207,069,017	1,207,069,017	1,207,069,017
District Unconditional Grant Wage	3,054,714,817	3,151,314,817	3,151,314,817
Gratuity	739,938,744	998,887,182	998,887,182
Pensions	698,344,930	894,901,688	894,901,688
Pensions Arrears	456,973,304	456,973,304	456,973,304
Salary Arrears	-	-	-
Sector Conditional Grant - Non Wage Recurrent	1,478,079,147	1,478,079,147	1,478,079,147
Sector Conditional Grant - Development	8,754,112,666	8,754,112,666	8,754,112,666
Sector Conditional Grant - Wage Recurrent	24,485,513,843	27,067,053,536	27,067,053,536

LG/Item	Sum of Approved Budget	Sum of Revised Budget	Sum of Release
Support Services Conditional Grant - Non Wage Recu	-	-	-
Transitional Conditional Grant – Development	14,814,815	14,814,815	14,814,815
Urban Unconditional Grant Wage	442,555,506	442,555,506	442,555,506
Zombo District	22,528,449,490	24,563,581,913	24,563,581,913
District Discretionary Equalisation Development Gr	164,167,839	164,167,839	164,167,839
District Unconditional Grant Non-Wage	628,783,494	628,783,494	628,783,494
District Unconditional Grant Wage	1,584,150,262	1,684,950,262	1,684,950,262
Gratuity	641,879,277	817,042,782	817,042,782
Pensions	543,357,821	767,906,427	767,906,427
Pensions Arrears	282,182,668	282,182,668	282,182,668
Salary Arrears	89,302,869	89,302,869	89,302,869
Sector Conditional Grant - Non Wage Recurrent	706,697,179	706,697,179	706,697,179
Sector Conditional Grant - Development	3,859,330,411	3,859,330,411	3,859,330,411
Sector Conditional Grant - Wage Recurrent	13,579,872,443	15,114,492,755	15,114,492,755
Support Services Conditional Grant - Non Wage Recu	-	-	-
Transitional Conditional Grant – Development	14,814,815	14,814,815	14,814,815
Urban Unconditional Grant Wage	433,910,411	433,910,411	433,910,411
Grand Total	4,309,662,552,235	4,724,636,801,453	4,724,636,801,453

Transfers to LGs for FY 2023/24

LG/Item	Sum of Approved Budget	Sum of Revised Budget	Sum of Release
Abim District	22,065,873,317	27,247,774,807	27,247,774,807
District Discretionary Equalisation Development Gr	344,954,035	344,954,035	344,954,035
District Unconditional Grant Non-Wage	537,904,060	626,224,060	626,224,060
District Unconditional Grant Wage	2,107,652,186	2,107,652,186	2,107,652,186
Gratuity	174,499,434	696,823,266	696,823,266
Pensions	302,653,720	858,201,286	858,201,286
Pensions Arrears	-	-	-
Salary Arrears	-	-	-
Sector Conditional Grant - Non Wage Recurrent	2,552,612,380	2,869,419,590	2,869,419,590
Sector Conditional Grant - Development	3,109,693,532	5,310,831,798	5,310,831,798
Sector Conditional Grant - Wage Recurrent	12,381,979,339	13,879,743,955	13,879,743,955
Support Services Conditional Grant - Non Wage Recu	-	-	-
Transitional Conditional Grant – Development	14,814,815	14,814,815	14,814,815
Urban Discretionary Equalisation Development Grant	48,362,544	48,362,544	48,362,544
	330,626,916		
Urban Unconditional Grant Wage		330,626,916	330,626,916
Urban Unconditional Non-Wage	160,120,357	160,120,357	160,120,357
Adjumani District	44,159,151,606	55,482,384,069	55,482,384,069
District Discretionary Equalisation Development Gr	9,751,405,971	16,332,582,396	16,332,582,396
District Unconditional Grant Non-Wage	644,633,019	738,713,019	738,713,019
District Unconditional Grant Wage	2,973,557,032	2,973,557,032	2,973,557,032
Gratuity	406,626,796	1,623,770,376	1,623,770,376
Pensions	502,036,213	1,423,567,912	1,423,567,912
Pensions Arrears	155,012,004	155,012,004	155,012,004
Salary Arrears	77,855,247	77,855,247	77,855,247
Sector Conditional Grant - Non Wage Recurrent	4,367,997,309	4,778,282,990	4,778,282,990
Sector Conditional Grant - Development	3,034,813,581	4,386,710,040	4,386,710,040

LG/Item	Sum of Approved Budget	Sum of Revised Budget	Sum of Release
Sector Conditional Grant - Wage Recurrent	21,811,057,795	22,558,176,415	22,558,176,415
Support Services Conditional Grant - Non Wage Recu	-	-	-
Transitional Conditional Grant – Development	14,814,815	14,814,815	14,814,815
Urban Discretionary Equalisation Development Grant	37,704,102	37,704,102	37,704,102
Urban Unconditional Grant Wage	259,677,529	259,677,529	259,677,529
Urban Unconditional Non-Wage	121,960,193	121,960,193	121,960,193
Agago District	37,397,268,808	48,019,128,620	48,019,128,620
District Discretionary Equalisation Development Gr	587,767,856	587,767,856	587,767,856
District Unconditional Grant Non-Wage	777,895,194	1,135,895,194	1,135,895,194
District Unconditional Grant Wage	2,473,087,018	2,473,087,018	2,473,087,018
Gratuity	325,939,042	1,301,562,429	1,301,562,429
Pensions	351,755,290	997,433,114	997,433,114
Pensions Arrears	185,915,150	185,915,150	185,915,150
Salary Arrears	173,317,118	173,317,118	173,317,118
Sector Conditional Grant - Non Wage Recurrent	4,870,634,891	5,329,837,350	5,329,837,350
Sector Conditional Grant - Development	4,898,416,603	10,473,176,702	10,473,176,702
Sector Conditional Grant - Wage Recurrent	21,781,554,858	24,390,150,899	24,390,150,899
Support Services Conditional Grant - Non Wage Recu	-	-	-
Transitional Conditional Grant – Development	114,814,815	114,814,815	114,814,815
Urban Discretionary Equalisation Development Grant	60,146,351	60,146,351	60,146,351
Urban Unconditional Grant Wage	602,411,827	602,411,827	602,411,827
Urban Unconditional Non-Wage	193,612,794	193,612,794	193,612,794
Alebtong District	32,300,289,296	38,882,821,554	38,882,821,554
District Discretionary Equalisation Development Gr	601,005,773	601,005,773	601,005,773
District Unconditional Grant Non-Wage	729,250,507	998,786,507	998,786,507
District Unconditional Grant Wage	2,017,976,741	2,017,976,741	2,017,976,741
Gratuity	259,227,743	1,883,899,937	1,883,899,937
Pensions	765,008,023	2,169,247,646	2,169,247,646
Pensions Arrears	146,113,402	146,113,402	146,113,402

LG/Item	Sum of Approved Budget	Sum of Revised Budget	Sum of Release
Salary Arrears	64,896,471	64,896,471	64,896,471
Sector Conditional Grant - Non Wage Recurrent	4,141,902,762	4,581,549,994	4,581,549,994
Sector Conditional Grant - Development	6,929,425,281	8,276,097,873	8,276,097,873
Sector Conditional Grant - Wage Recurrent	15,952,139,469	17,449,904,085	17,449,904,085
Support Services Conditional Grant - Non Wage Recu	-	-	-
Transitional Conditional Grant – Development	314,814,815	314,814,815	314,814,815
Urban Discretionary Equalisation Development Grant	25,205,628	25,205,628	25,205,628
Urban Unconditional Grant Wage	258,916,094	258,916,094	258,916,094
Urban Unconditional Non-Wage	94,406,588	94,406,588	94,406,588
Amolatar District	24,768,526,776	30,428,871,627	30,428,871,627
District Discretionary Equalisation Development Gr	306,947,961	306,947,961	306,947,961
District Unconditional Grant Non-Wage	624,817,845	834,457,845	834,457,845
District Unconditional Grant Wage	2,099,996,832	2,320,811,842	2,320,811,842
Gratuity	85,319,720	340,704,635	340,704,635
Pensions	408,204,929	1,157,501,041	1,157,501,041
Pensions Arrears	84,498,515	84,498,515	84,498,515
Salary Arrears	55,467,994	55,467,994	55,467,994
Sector Conditional Grant - Non Wage Recurrent	3,240,443,853	3,638,666,161	3,638,666,161
Sector Conditional Grant - Development	4,578,752,469	6,780,428,220	6,780,428,220
Sector Conditional Grant - Wage Recurrent	12,390,675,057	14,015,985,813	14,015,985,813
Support Services Conditional Grant - Non Wage Recu	-	-	-
Transitional Conditional Grant – Development	514,814,815	514,814,815	514,814,815
Urban Discretionary Equalisation Development Grant	22,189,975	22,189,975	22,189,975
Urban Unconditional Grant Wage	271,172,765	271,172,765	271,172,765
Urban Unconditional Non-Wage	85,224,045	85,224,045	85,224,045
Amudat District	14,859,644,140	16,719,218,769	16,719,218,769
District Discretionary Equalisation Development Gr	472,804,652	472,804,652	472,804,652
District Unconditional Grant Non-Wage	511,980,957	580,980,957	580,980,957
District Unconditional Grant Wage	1,461,109,324	1,461,109,324	1,461,109,324

LG/Item	Sum of Approved Budget	Sum of Revised Budget	Sum of Release
Gratuity	50,540,220	201,820,717	201,820,717
Pensions	24,956,140	70,765,332	70,765,332
Pensions Arrears	-	-	-
Salary Arrears	-	-	-
Sector Conditional Grant - Non Wage Recurrent	1,410,056,147	1,664,863,764	1,664,863,764
Sector Conditional Grant - Development	3,692,806,873	4,157,689,686	4,157,689,686
Sector Conditional Grant - Wage Recurrent	6,956,830,377	7,830,624,885	7,830,624,885
Support Services Conditional Grant - Non Wage Recu	-	-	-
Transitional Conditional Grant – Development	14,814,815	14,814,815	14,814,815
Urban Discretionary Equalisation Development Grant	17,691,099	17,691,099	17,691,099
Urban Unconditional Grant Wage	191,144,166	191,144,166	191,144,166
Urban Unconditional Non-Wage	54,909,372	54,909,372	54,909,372
Amuria District	27,956,019,287	31,873,322,841	31,873,322,841
District Discretionary Equalisation Development Gr	506,646,180	506,646,180	506,646,180
District Unconditional Grant Non-Wage	716,607,817	949,707,817	949,707,817
District Unconditional Grant Wage	1,929,253,215	1,929,253,215	1,929,253,215
Gratuity	260,334,777	1,039,586,918	1,039,586,918
Pensions	392,196,641	1,296,199,200	1,296,199,200
Pensions Arrears	127,003,561	127,003,561	127,003,561
Salary Arrears	57,430,266	57,430,266	57,430,266
Sector Conditional Grant - Non Wage Recurrent	3,650,818,843	4,175,820,471	4,175,820,471
Sector Conditional Grant - Development	4,519,212,213	5,160,702,875	5,160,702,875
Sector Conditional Grant - Wage Recurrent	15,083,754,382	15,918,210,946	15,918,210,946
Support Services Conditional Grant - Non Wage Recu	-	-	-
Transitional Conditional Grant – Development	314,814,815	314,814,815	314,814,815
Urban Discretionary Equalisation Development Grant	24,483,753	24,483,753	24,483,753
Urban Unconditional Grant Wage	283,187,331	283,187,331	283,187,331
Urban Unconditional Non-Wage	90,275,494	90,275,494	90,275,494
Amuru District	29,218,211,010	33,572,294,747	33,572,294,747

LG/Item	Sum of Approved Budget	Sum of Revised Budget	Sum of Release
District Discretionary Equalisation Development Gr	476,396,765	476,396,765	476,396,765
District Unconditional Grant Non-Wage	608,245,572	766,019,045	766,019,045
District Unconditional Grant Wage	3,529,082,653	3,529,082,653	3,529,082,653
Gratuity	514,602,381	2,054,945,984	2,054,945,984
Pensions	333,656,491	946,112,377	946,112,377
Pensions Arrears	1,751,758,683	1,751,758,683	1,751,758,683
Salary Arrears	174,367,389	174,367,389	174,367,389
Sector Conditional Grant - Non Wage Recurrent	2,612,081,173	2,883,758,313	2,883,758,313
Sector Conditional Grant - Development	2,935,720,848	4,044,246,432	4,044,246,432
Sector Conditional Grant - Wage Recurrent	13,838,964,788	14,502,272,840	14,502,272,840
Support Services Conditional Grant - Non Wage Recu	-	-	-
Transitional Conditional Grant – Development	2,014,814,815	2,014,814,815	2,014,814,815
Urban Discretionary Equalisation Development Grant	37,261,621	37,261,621	37,261,621
Urban Unconditional Grant Wage	267,774,702	267,774,702	267,774,702
Urban Unconditional Non-Wage	123,483,129	123,483,129	123,483,129
Apac District	24,470,154,249	29,047,876,944	29,047,876,944
District Discretionary Equalisation Development Gr	346,323,165	346,323,165	346,323,165
District Unconditional Grant Non-Wage	521,062,147	693,142,147	693,142,147
District Unconditional Grant Wage	2,208,005,854	2,208,005,854	2,208,005,854
Gratuity	341,623,054	1,364,192,915	1,364,192,915
Pensions	1,271,471,628	3,605,369,819	3,605,369,819
Pensions Arrears	-	-	-
Salary Arrears	-	-	-
Sector Conditional Grant - Non Wage Recurrent	2,817,348,651	2,926,463,472	2,926,463,472
Sector Conditional Grant - Development	2,162,637,848	3,102,697,670	3,102,697,670
Sector Conditional Grant - Wage Recurrent	14,549,429,087	14,549,429,087	14,549,429,087
Support Services Conditional Grant - Non Wage Recu	-	-	-
Transitional Conditional Grant – Development	14,814,815	14,814,815	14,814,815
Urban Discretionary Equalisation Development Grant	16,196,357	16,196,357	16,196,357

LG/Item	Sum of Approved Budget	Sum of Revised Budget	Sum of Release
Urban Unconditional Grant Wage	161,565,626	161,565,626	161,565,626
Urban Unconditional Non-Wage	59,676,018	59,676,018	59,676,018
Apac Municipal Council	20,814,518,495	28,147,641,742	28,147,641,742
District Discretionary Equalisation Development Gr	-	-	-
Gratuity	18,886,572	295,262,375	295,262,375
Pensions	60,352,198	171,133,975	171,133,975
Pensions Arrears	-	-	-
Salary Arrears	-	-	-
Sector Conditional Grant - Non Wage Recurrent	992,221,250	1,146,408,389	1,146,408,389
Sector Conditional Grant - Development	1,813,237,166	2,523,188,039	2,523,188,039
Sector Conditional Grant - Wage Recurrent	5,956,281,434	6,716,337,998	6,716,337,998
Support Services Conditional Grant - Non Wage Recu	-	-	-
Transitional Conditional Grant – Development	200,000,000	200,000,000	200,000,000
Urban Discretionary Equalisation Development Grant	10,499,387,264	15,690,118,354	15,690,118,354
Urban Unconditional Grant Wage	990,980,950	990,980,950	990,980,950
Urban Unconditional Non-Wage	283,171,662	414,211,662	414,211,662
Arua city	39,738,696,324	43,079,581,294	43,079,581,294
District Discretionary Equalisation Development Gr	-	-	-
District Unconditional Grant Non-Wage	-	-	-
Gratuity	471,134,866	1,881,368,481	1,881,368,481
Pensions	509,672,693	1,445,221,823	1,445,221,823
Pensions Arrears	565,177,068	565,177,068	565,177,068
Salary Arrears	-	-	-
Sector Conditional Grant - Non Wage Recurrent	4,640,303,514	5,229,453,831	5,229,453,831
Sector Conditional Grant - Development	1,230,603,842	1,236,770,919	1,236,770,919
Sector Conditional Grant - Wage Recurrent	23,403,569,400	23,403,569,400	23,403,569,400
Support Services Conditional Grant - Non Wage Recu	-	-	-
Transitional Conditional Grant – Development	-	-	-
Urban Discretionary Equalisation Development Grant	4,513,622,207	4,513,622,207	4,513,622,207

LG/Item	Sum of Approved Budget	Sum of Revised Budget	Sum of Release
Urban Unconditional Grant Wage	3,774,153,550	3,774,153,550	3,774,153,550
Urban Unconditional Non-Wage	630,459,185	1,030,244,017	1,030,244,017
Arua District	24,526,636,987	30,806,290,389	30,806,290,389
District Discretionary Equalisation Development Gr	3,157,514,251	3,164,719,652	3,164,719,652
District Unconditional Grant Non-Wage	581,396,332	757,276,332	757,276,332
District Unconditional Grant Wage	1,471,815,983	1,471,815,983	1,471,815,983
Gratuity	215,133,338	859,085,393	859,085,393
Pensions	2,257,831,517	6,402,280,185	6,402,280,185
Pensions Arrears	839,702,573	839,702,573	839,702,573
Salary Arrears	496,017,706	496,017,706	496,017,706
Sector Conditional Grant - Non Wage Recurrent	2,441,851,137	2,682,680,027	2,682,680,027
Sector Conditional Grant - Development	2,423,833,280	2,827,863,616	2,827,863,616
Sector Conditional Grant - Wage Recurrent	10,626,726,055	11,290,034,107	11,290,034,107
Support Services Conditional Grant - Non Wage Recu	-	-	-
Transitional Conditional Grant – Development	14,814,815	14,814,815	14,814,815
Urban Unconditional Grant Wage	-	-	-
Budaka District	33,075,354,029	41,692,846,553	41,692,846,553
District Discretionary Equalisation Development Gr	622,236,720	622,236,720	622,236,720
District Unconditional Grant Non-Wage	658,532,528	969,508,528	969,508,528
District Unconditional Grant Wage	2,351,702,120	2,921,476,440	2,921,476,440
Gratuity	233,392,721	932,000,031	932,000,031
Pensions	697,643,622	1,978,229,952	1,978,229,952
Pensions Arrears	926,955,080	926,955,080	926,955,080
Salary Arrears	8,834,394	8,834,394	8,834,394
Sector Conditional Grant - Non Wage Recurrent	4,648,439,563	5,066,530,114	5,066,530,114
Sector Conditional Grant - Development	4,187,235,568	7,346,799,777	7,346,799,777
Sector Conditional Grant - Wage Recurrent	16,589,030,251	18,768,924,055	18,768,924,055
Support Services Conditional Grant - Non Wage Recu	-	-	-
Transitional Conditional Grant – Development	1,514,814,815	1,514,814,815	1,514,814,815

LG/Item	Sum of Approved Budget	Sum of Revised Budget	Sum of Release
Urban Discretionary Equalisation Development Grant	70,544,867	70,544,867	70,544,867
Urban Unconditional Grant Wage	350,737,217	350,737,217	350,737,217
Urban Unconditional Non-Wage	215,254,563	215,254,563	215,254,563
Bududa District	32,901,631,918	42,544,243,554	42,544,243,554
District Discretionary Equalisation Development Gr	721,734,740	721,734,740	721,734,740
District Unconditional Grant Non-Wage	984,818,115	1,488,578,115	1,488,578,115
District Unconditional Grant Wage	2,328,169,253	3,199,479,403	3,199,479,403
Gratuity	39,762,421	1,035,840,514	1,035,840,514
Pensions	515,612,151	1,462,063,679	1,462,063,679
Pensions Arrears	-	-	-
Salary Arrears	-	-	-
Sector Conditional Grant - Non Wage Recurrent	4,568,931,524	5,043,190,139	5,043,190,139
Sector Conditional Grant - Development	5,196,387,174	9,539,965,239	9,539,965,239
Sector Conditional Grant - Wage Recurrent	17,812,119,355	19,319,294,539	19,319,294,539
Support Services Conditional Grant - Non Wage Recu	-	-	-
Transitional Conditional Grant – Development	314,814,815	314,814,815	314,814,815
Urban Discretionary Equalisation Development Grant	35,778,123	35,778,123	35,778,123
Urban Unconditional Grant Wage	264,344,074	264,344,074	264,344,074
Urban Unconditional Non-Wage	119,160,174	119,160,174	119,160,174
Bugiri District	40,773,654,263	46,514,643,664	46,514,643,664
District Discretionary Equalisation Development Gr	987,978,612	987,978,612	987,978,612
District Unconditional Grant Non-Wage	858,600,371	973,200,371	973,200,371
District Unconditional Grant Wage	2,754,295,216	2,754,295,216	2,754,295,216
Gratuity	192,798,161	769,895,012	769,895,012
Pensions	975,473,500	2,766,041,049	2,766,041,049
Pensions Arrears	40,831,809	40,831,809	40,831,809
Salary Arrears	-	-	-
Sector Conditional Grant - Non Wage Recurrent	5,817,325,160	6,319,271,912	6,319,271,912
Sector Conditional Grant - Development	3,929,277,931	5,938,937,559	5,938,937,559

LG/Item	Sum of Approved Budget	Sum of Revised Budget	Sum of Release
Sector Conditional Grant - Wage Recurrent	24,477,940,097	25,225,058,717	25,225,058,717
Support Services Conditional Grant - Non Wage Recu	-	-	-
Transitional Conditional Grant – Development	14,814,815	14,814,815	14,814,815
Urban Discretionary Equalisation Development Grant	98,197,424	98,197,424	98,197,424
Urban Unconditional Grant Wage	316,076,294	316,076,294	316,076,294
Urban Unconditional Non-Wage	310,044,873	310,044,873	310,044,873
Bugiri Municipal Council	5,857,933,121	6,790,238,000	6,790,238,000
District Discretionary Equalisation Development Gr	-	-	-
Gratuity	107,904,518	430,891,819	430,891,819
Pensions	42,456,718	120,389,764	120,389,764
Pensions Arrears	-	-	-
Salary Arrears	-	-	-
Sector Conditional Grant - Non Wage Recurrent	749,141,902	880,191,844	880,191,844
Sector Conditional Grant - Development	1,177,625,254	1,183,792,331	1,183,792,331
Sector Conditional Grant - Wage Recurrent	2,599,736,864	2,683,547,432	2,683,547,432
Support Services Conditional Grant - Non Wage Recu	-	-	-
Transitional Conditional Grant – Development	-	-	-
Urban Discretionary Equalisation Development Grant	164,582,362	164,582,362	164,582,362
Urban Unconditional Grant Wage	813,762,325	1,056,103,300	1,056,103,300
Urban Unconditional Non-Wage	202,723,178	270,739,148	270,739,148
Bugweri District	25,007,710,262	28,307,758,167	28,307,758,167
District Discretionary Equalisation Development Gr	332,343,322	332,343,322	332,343,322
District Unconditional Grant Non-Wage	521,326,271	587,806,271	587,806,271
District Unconditional Grant Wage	1,518,135,377	1,518,135,377	1,518,135,377
Gratuity	351,720,373	1,404,514,230	1,404,514,230
Pensions	184,990,586	524,557,103	524,557,103
Pensions Arrears	86,032,627	86,032,627	86,032,627
Salary Arrears	34,123,123	34,123,123	34,123,123
Sector Conditional Grant - Non Wage Recurrent	2,883,867,259	3,124,642,738	3,124,642,738

LG/Item	Sum of Approved Budget	Sum of Revised Budget	Sum of Release
Sector Conditional Grant - Development	4,368,459,817	5,134,435,303	5,134,435,303
Sector Conditional Grant - Wage Recurrent	14,015,186,035	14,849,642,599	14,849,642,599
Support Services Conditional Grant - Non Wage Recu	-	-	-
Transitional Conditional Grant – Development	414,814,815	414,814,815	414,814,815
Urban Discretionary Equalisation Development Grant	34,793,396	34,793,396	34,793,396
Urban Unconditional Grant Wage	150,000,000	150,000,000	150,000,000
Urban Unconditional Non-Wage	111,917,263	111,917,263	111,917,263
Buhweju District	19,351,035,619	24,083,371,349	24,083,371,349
District Discretionary Equalisation Development Gr	279,997,304	279,997,304	279,997,304
District Unconditional Grant Non-Wage	567,749,716	728,586,325	728,586,325
District Unconditional Grant Wage	1,892,865,616	1,892,865,616	1,892,865,616
Gratuity	152,099,963	607,376,140	607,376,140
Pensions	462,086,646	1,310,287,395	1,310,287,395
Pensions Arrears	-	-	-
Salary Arrears	-	-	-
Sector Conditional Grant - Non Wage Recurrent	1,678,681,415	2,015,855,948	2,015,855,948
Sector Conditional Grant - Development	3,294,880,759	4,899,112,317	4,899,112,317
Sector Conditional Grant - Wage Recurrent	10,500,997,419	11,827,613,523	11,827,613,523
Support Services Conditional Grant - Non Wage Recu	-	-	-
Transitional Conditional Grant – Development	200,065,551	200,065,551	200,065,551
Urban Discretionary Equalisation Development Grant	16,264,780	16,264,780	16,264,780
Urban Unconditional Grant Wage	234,931,982	234,931,982	234,931,982
Urban Unconditional Non-Wage	70,414,469	70,414,469	70,414,469
Buikwe District	26,692,320,273	31,417,525,391	31,417,525,391
District Discretionary Equalisation Development Gr	259,632,317	259,632,317	259,632,317
District Unconditional Grant Non-Wage	475,469,215	604,349,215	604,349,215
District Unconditional Grant Wage	1,915,279,508	1,915,279,508	1,915,279,508
Gratuity	298,935,954	1,828,083,130	1,828,083,130
Pensions	571,209,624	1,619,715,214	1,619,715,214

LG/Item	Sum of Approved Budget	Sum of Revised Budget	Sum of Release
Pensions Arrears	135,940,441	135,940,441	135,940,441
Salary Arrears	149,144,736	149,144,736	149,144,736
Sector Conditional Grant - Non Wage Recurrent	4,055,683,218	5,030,712,923	5,030,712,923
Sector Conditional Grant - Development	2,043,030,553	2,915,524,687	2,915,524,687
Sector Conditional Grant - Wage Recurrent	15,646,226,551	15,817,375,063	15,817,375,063
Support Services Conditional Grant - Non Wage Recu	-	-	-
Transitional Conditional Grant – Development	314,814,815	314,814,815	314,814,815
Urban Discretionary Equalisation Development Grant	30,178,015	30,178,015	30,178,015
Urban Unconditional Grant Wage	685,811,393	685,811,393	685,811,393
Urban Unconditional Non-Wage	110,963,934	110,963,934	110,963,934
Bukedea District	35,892,780,002	41,618,445,942	41,618,445,942
District Discretionary Equalisation Development Gr	662,360,535	662,360,535	662,360,535
District Unconditional Grant Non-Wage	746,548,086	993,397,106	993,397,106
District Unconditional Grant Wage	2,355,061,693	2,913,060,517	2,913,060,517
Gratuity	567,893,424	2,267,751,478	2,267,751,478
Pensions	648,551,623	1,839,025,265	1,839,025,265
Pensions Arrears	-	-	-
Salary Arrears	-	-	-
Sector Conditional Grant - Non Wage Recurrent	4,242,831,699	4,810,849,867	4,810,849,867
Sector Conditional Grant - Development	5,692,546,326	6,983,866,046	6,983,866,046
Sector Conditional Grant - Wage Recurrent	18,233,514,235	18,404,662,747	18,404,662,747
Support Services Conditional Grant - Non Wage Recu	-	-	-
Transitional Conditional Grant – Development	2,414,814,815	2,414,814,815	2,414,814,815
Urban Discretionary Equalisation Development Grant	24,403,646	24,403,646	24,403,646
Urban Unconditional Grant Wage	226,782,424	226,782,424	226,782,424
Urban Unconditional Non-Wage	77,471,496	77,471,496	77,471,496
Bukomansimbi District	20,707,900,172	23,592,633,771	23,592,633,771
District Discretionary Equalisation Development Gr	236,583,680	236,583,680	236,583,680
District Unconditional Grant Non-Wage	467,202,474	547,362,474	547,362,474

LG/Item	Sum of Approved Budget	Sum of Revised Budget	Sum of Release
District Unconditional Grant Wage	1,686,851,897	1,686,851,897	1,686,851,897
Gratuity	305,911,615	1,360,563,666	1,360,563,666
Pensions	381,496,425	1,081,766,723	1,081,766,723
Pensions Arrears	-	-	-
Salary Arrears	29,249,869	29,249,869	29,249,869
Sector Conditional Grant - Non Wage Recurrent	2,941,191,813	3,241,546,992	3,241,546,992
Sector Conditional Grant - Development	1,524,023,905	2,163,109,408	2,163,109,408
Sector Conditional Grant - Wage Recurrent	12,668,455,337	12,778,665,905	12,778,665,905
Support Services Conditional Grant - Non Wage Recu	-	-	-
Transitional Conditional Grant – Development	14,814,815	14,814,815	14,814,815
Urban Discretionary Equalisation Development Grant	37,111,193	37,111,193	37,111,193
Urban Unconditional Grant Wage	278,336,300	278,336,300	278,336,300
Urban Unconditional Non-Wage	136,670,849	136,670,849	136,670,849
Bukwo District	26,205,106,057	33,311,041,052	33,311,041,052
District Discretionary Equalisation Development Gr	276,084,466	276,084,466	276,084,466
District Unconditional Grant Non-Wage	615,668,229	751,628,229	751,628,229
District Unconditional Grant Wage	2,561,282,248	5,090,378,810	5,090,378,810
Gratuity	42,246,269	1,097,565,623	1,097,565,623
Pensions	218,593,738	619,841,803	619,841,803
Pensions Arrears	1,122,883,188	1,122,883,188	1,122,883,188
Salary Arrears	151,745,476	151,745,476	151,745,476
Sector Conditional Grant - Non Wage Recurrent	2,571,378,144	2,994,001,297	2,994,001,297
Sector Conditional Grant - Development	2,780,312,949	3,825,249,723	3,825,249,723
Sector Conditional Grant - Wage Recurrent	15,371,432,014	16,888,183,102	16,888,183,102
Support Services Conditional Grant - Non Wage Recu	-	-	-
Transitional Conditional Grant – Development	14,814,815	14,814,815	14,814,815
Urban Discretionary Equalisation Development Grant	22,689,355	22,689,355	22,689,355
Urban Unconditional Grant Wage	366,017,448	366,017,448	366,017,448
Urban Unconditional Non-Wage	89,957,718	89,957,718	89,957,718

LG/Item	Sum of Approved Budget	Sum of Revised Budget	Sum of Release
Bulambuli District	30,227,777,826	35,009,763,726	35,009,763,726
District Discretionary Equalisation Development Gr	588,654,884	588,654,884	588,654,884
District Unconditional Grant Non-Wage	937,464,373	1,289,896,373	1,289,896,373
District Unconditional Grant Wage	3,139,047,376	3,139,047,376	3,139,047,376
Gratuity	227,075,627	1,143,795,445	1,143,795,445
Pensions	386,553,639	1,096,106,899	1,096,106,899
Pensions Arrears	-	-	-
Salary Arrears	-	-	-
Sector Conditional Grant - Non Wage Recurrent	3,308,825,481	3,821,036,966	3,821,036,966
Sector Conditional Grant - Development	4,259,367,059	5,455,874,612	5,455,874,612
Sector Conditional Grant - Wage Recurrent	15,065,399,337	16,159,961,121	16,159,961,121
Support Services Conditional Grant - Non Wage Recu	-	-	-
Transitional Conditional Grant – Development	1,914,814,815	1,914,814,815	1,914,814,815
Urban Discretionary Equalisation Development Grant	19,885,374	19,885,374	19,885,374
Urban Unconditional Grant Wage	307,700,207	307,700,207	307,700,207
Urban Unconditional Non-Wage	72,989,654	72,989,654	72,989,654
Buliisa District	19,076,998,882	22,051,412,404	22,051,412,404
District Discretionary Equalisation Development Gr	249,815,856	249,815,856	249,815,856
District Unconditional Grant Non-Wage	487,694,187	550,454,187	550,454,187
District Unconditional Grant Wage	1,056,174,940	1,056,174,940	1,056,174,940
Gratuity	174,187,774	695,578,723	695,578,723
Pensions	139,951,137	396,843,779	396,843,779
Pensions Arrears	-	-	-
Salary Arrears	-	-	-
Sector Conditional Grant - Non Wage Recurrent	1,758,438,722	1,989,607,091	1,989,607,091
Sector Conditional Grant - Development	3,386,557,787	4,278,008,134	4,278,008,134
Sector Conditional Grant - Wage Recurrent	10,394,874,248	11,405,625,464	11,405,625,464
Support Services Conditional Grant - Non Wage Recu	-	-	-
Transitional Conditional Grant – Development	1,014,814,815	1,014,814,815	1,014,814,815

LG/Item	Sum of Approved Budget	Sum of Revised Budget	Sum of Release
Urban Discretionary Equalisation Development Grant	36,742,371	36,742,371	36,742,371
Urban Unconditional Grant Wage	244,253,958	244,253,958	244,253,958
Urban Unconditional Non-Wage	133,493,085	133,493,085	133,493,085
Bundibugyo District	38,010,747,225	45,678,512,311	45,678,512,311
District Discretionary Equalisation Development Gr	455,163,455	455,163,455	455,163,455
District Unconditional Grant Non-Wage	833,900,713	1,139,121,404	1,139,121,404
District Unconditional Grant Wage	2,768,384,434	2,768,384,434	2,768,384,434
Gratuity	379,743,988	1,516,420,077	1,516,420,077
Pensions	453,808,939	1,286,815,229	1,286,815,229
Pensions Arrears	160,755,700	160,755,700	160,755,700
Salary Arrears	44,091,742	44,091,742	44,091,742
Sector Conditional Grant - Non Wage Recurrent	4,543,287,068	5,122,239,784	5,122,239,784
Sector Conditional Grant - Development	3,882,679,856	7,295,573,052	7,295,573,052
Sector Conditional Grant - Wage Recurrent	23,356,446,663	24,757,462,767	24,757,462,767
Support Services Conditional Grant - Non Wage Recu	-	-	-
Transitional Conditional Grant – Development	414,814,815	414,814,815	414,814,815
Urban Discretionary Equalisation Development Grant	60,292,983	60,292,983	60,292,983
Urban Unconditional Grant Wage	446,763,037	446,763,037	446,763,037
Urban Unconditional Non-Wage	210,613,832	210,613,832	210,613,832
Bunyangabu District	23,843,039,256	30,791,512,503	30,791,512,503
District Discretionary Equalisation Development Gr	271,010,576	271,010,576	271,010,576
District Unconditional Grant Non-Wage	516,357,437	628,077,437	628,077,437
District Unconditional Grant Wage	1,964,584,455	2,336,038,391	2,336,038,391
Gratuity	171,532,915	684,977,156	684,977,156
Pensions	231,227,221	655,665,158	655,665,158
Pensions Arrears	-	-	-
Salary Arrears	-	-	-
Sector Conditional Grant - Non Wage Recurrent	2,674,198,450	2,989,086,719	2,989,086,719
Sector Conditional Grant - Development	3,729,686,160	7,408,639,840	7,408,639,840

LG/Item	Sum of Approved Budget	Sum of Revised Budget	Sum of Release
Sector Conditional Grant - Wage Recurrent	13,328,625,212	14,862,200,396	14,862,200,396
Support Services Conditional Grant - Non Wage Recu	-	-	-
Transitional Conditional Grant – Development	214,814,815	214,814,815	214,814,815
Urban Discretionary Equalisation Development Grant	64,293,688	64,293,688	64,293,688
Urban Unconditional Grant Wage	445,280,141	445,280,141	445,280,141
Urban Unconditional Non-Wage	231,428,186	231,428,186	231,428,186
Bushenyi District	35,641,049,072	42,833,271,381	42,833,271,381
District Discretionary Equalisation Development Gr	322,014,515	322,014,515	322,014,515
District Unconditional Grant Non-Wage	628,176,953	809,556,953	809,556,953
District Unconditional Grant Wage	3,224,928,006	3,224,928,006	3,224,928,006
Gratuity	543,378,523	2,169,856,873	2,169,856,873
Pensions	1,489,391,890	4,223,301,922	4,223,301,922
Pensions Arrears	1,484,236,729	1,484,236,729	1,484,236,729
Salary Arrears	50,781,723	50,781,723	50,781,723
Sector Conditional Grant - Non Wage Recurrent	3,807,504,504	4,418,648,014	4,418,648,014
Sector Conditional Grant - Development	3,061,683,598	4,266,537,451	4,266,537,451
Sector Conditional Grant - Wage Recurrent	20,167,176,037	21,001,632,601	21,001,632,601
Support Services Conditional Grant - Non Wage Recu	-	-	-
Transitional Conditional Grant – Development	314,814,815	314,814,815	314,814,815
Urban Discretionary Equalisation Development Grant	37,381,004	37,381,004	37,381,004
Urban Unconditional Grant Wage	358,484,072	358,484,072	358,484,072
Urban Unconditional Non-Wage	151,096,703	151,096,703	151,096,703
Bushenyi- Ishaka Municipal Council	11,912,237,783	13,972,619,303	13,972,619,303
District Discretionary Equalisation Development Gr	-	-	-
Gratuity	217,854,548	1,092,128,956	1,092,128,956
Pensions	322,709,708	915,071,809	915,071,809
Pensions Arrears	17,560,294	17,560,294	17,560,294
Salary Arrears	-	-	-
Sector Conditional Grant - Non Wage Recurrent	1,290,270,985	1,675,181,878	1,675,181,878

LG/Item	Sum of Approved Budget	Sum of Revised Budget	Sum of Release
Sector Conditional Grant - Development	1,147,458,809	1,156,709,425	1,156,709,425
Sector Conditional Grant - Wage Recurrent	7,416,974,405	7,416,974,405	7,416,974,405
Support Services Conditional Grant - Non Wage Recu	-	-	-
Transitional Conditional Grant – Development	200,000,000	200,000,000	200,000,000
Urban Discretionary Equalisation Development Grant	179,441,849	179,441,849	179,441,849
Urban Unconditional Grant Wage	884,027,833	974,651,335	974,651,335
Urban Unconditional Non-Wage	235,939,351	344,899,351	344,899,351
Busia District	38,367,916,529	48,648,876,082	48,648,876,082
District Discretionary Equalisation Development Gr	752,627,590	752,627,590	752,627,590
District Unconditional Grant Non-Wage	832,627,837	1,204,432,287	1,204,432,287
District Unconditional Grant Wage	1,774,611,948	4,267,657,734	4,267,657,734
Gratuity	335,125,723	1,338,247,320	1,338,247,320
Pensions	834,496,788	2,366,289,163	2,366,289,163
Pensions Arrears	652,369,742	652,369,742	652,369,742
Salary Arrears	81,655,142	81,655,142	81,655,142
Sector Conditional Grant - Non Wage Recurrent	5,759,731,890	6,389,312,424	6,389,312,424
Sector Conditional Grant - Development	3,298,926,792	6,706,674,470	6,706,674,470
Sector Conditional Grant - Wage Recurrent	23,735,004,226	24,578,871,358	24,578,871,358
Support Services Conditional Grant - Non Wage Recu	-	-	-
Transitional Conditional Grant – Development	14,814,815	14,814,815	14,814,815
Urban Discretionary Equalisation Development Grant	29,656,027	29,656,027	29,656,027
Urban Unconditional Grant Wage	158,038,147	158,038,147	158,038,147
Urban Unconditional Non-Wage	108,229,861	108,229,861	108,229,861
Busia Municipal Council	16,309,757,483	20,333,070,443	20,333,070,443
District Discretionary Equalisation Development Gr	-	-	-
Gratuity	42,821,231	170,996,714	170,996,714
Pensions	143,320,620	406,398,246	406,398,246
Pensions Arrears	-	-	-
Salary Arrears	-	-	-

LG/Item	Sum of Approved Budget	Sum of Revised Budget	Sum of Release
Sector Conditional Grant - Non Wage Recurrent	988,405,402	1,065,275,493	1,065,275,493
Sector Conditional Grant - Development	2,311,382,047	2,317,549,124	2,317,549,124
Sector Conditional Grant - Wage Recurrent	3,435,809,851	3,536,609,851	3,536,609,851
Support Services Conditional Grant - Non Wage Recu	-	-	-
Transitional Conditional Grant – Development	-	-	-
Urban Discretionary Equalisation Development Grant	8,347,272,417	11,729,255,100	11,729,255,100
Urban Unconditional Grant Wage	798,288,480	798,288,480	798,288,480
Urban Unconditional Non-Wage	242,457,434	308,697,434	308,697,434
Butaleja District	39,370,986,670	45,582,065,038	45,582,065,039
District Discretionary Equalisation Development Gr	701,020,950	701,020,950	701,020,950
District Unconditional Grant Non-Wage	721,779,723	1,050,999,723	1,050,999,723
District Unconditional Grant Wage	2,019,104,580	2,019,104,580	2,019,104,580
Gratuity	236,578,672	944,722,392	944,722,392
Pensions	763,593,187	2,165,235,757	2,165,235,757
Pensions Arrears	-	-	-
Salary Arrears	109,929,161	109,929,161	109,929,161
Sector Conditional Grant - Non Wage Recurrent	6,252,099,971	6,788,708,276	6,788,708,276
Sector Conditional Grant - Development	3,504,883,061	5,870,079,703	5,870,079,703
Sector Conditional Grant - Wage Recurrent	23,677,834,030	24,548,101,162	24,548,101,162
Support Services Conditional Grant - Non Wage Recu	-	-	-
Transitional Conditional Grant – Development	714,814,815	714,814,815	714,814,815
Urban Discretionary Equalisation Development Grant	62,622,505	62,622,505	62,622,505
Urban Unconditional Grant Wage	412,888,386	412,888,386	412,888,386
Urban Unconditional Non-Wage	193,837,629	193,837,629	193,837,629
Butambala District	27,356,483,330	31,130,443,331	31,130,443,331
District Discretionary Equalisation Development Gr	163,339,467	163,339,467	163,339,467
District Unconditional Grant Non-Wage	395,094,550	455,694,550	455,694,550
District Unconditional Grant Wage	1,362,587,896	1,362,587,896	1,362,587,896
Gratuity	260,409,081	1,039,883,638	1,039,883,638

LG/Item	Sum of Approved Budget	Sum of Revised Budget	Sum of Release
Pensions	351,033,451	995,386,278	995,386,278
Pensions Arrears	24,505,761	24,505,761	24,505,761
Salary Arrears	110,309,733	110,309,733	110,309,733
Sector Conditional Grant - Non Wage Recurrent	2,589,632,085	2,961,697,925	2,961,697,925
Sector Conditional Grant - Development	2,347,997,520	3,479,007,734	3,479,007,734
Sector Conditional Grant - Wage Recurrent	18,260,689,336	19,047,145,900	19,047,145,900
Support Services Conditional Grant - Non Wage Recu	-	-	-
Transitional Conditional Grant – Development	1,114,814,815	1,114,814,815	1,114,814,815
Urban Discretionary Equalisation Development Grant	27,617,715	27,617,715	27,617,715
Urban Unconditional Grant Wage	243,843,514	243,843,514	243,843,514
Urban Unconditional Non-Wage	104,608,406	104,608,406	104,608,406
Butebo District	23,335,470,950	26,708,064,579	26,708,064,579
District Discretionary Equalisation Development Gr	347,411,308	347,411,308	347,411,308
District Unconditional Grant Non-Wage	505,254,712	680,481,081	680,481,081
District Unconditional Grant Wage	1,999,048,787	1,999,048,787	1,999,048,787
Gratuity	381,183,688	1,522,169,190	1,522,169,190
Pensions	240,998,711	683,373,077	683,373,077
Pensions Arrears	1,045,460,259	1,045,460,259	1,045,460,259
Salary Arrears	-	-	-
Sector Conditional Grant - Non Wage Recurrent	2,969,540,189	3,328,071,621	3,328,071,621
Sector Conditional Grant - Development	3,816,021,144	4,900,348,591	4,900,348,591
Sector Conditional Grant - Wage Recurrent	10,387,220,363	10,558,368,875	10,558,368,875
Support Services Conditional Grant - Non Wage Recu	-	-	-
Transitional Conditional Grant – Development	1,214,814,815	1,214,814,815	1,214,814,815
Urban Discretionary Equalisation Development Grant	30,533,314	30,533,314	30,533,314
Urban Unconditional Grant Wage	290,581,212	290,581,212	290,581,212
Urban Unconditional Non-Wage	107,402,447	107,402,447	107,402,447
Buvuma District	18,137,978,211	21,964,801,808	21,964,801,808
District Discretionary Equalisation Development Gr	264,534,053	264,534,053	264,534,053

LG/Item	Sum of Approved Budget	Sum of Revised Budget	Sum of Release
District Unconditional Grant Non-Wage	699,325,115	987,045,115	987,045,115
District Unconditional Grant Wage	2,354,568,450	2,354,568,450	2,354,568,450
Gratuity	77,840,759	381,372,170	381,372,170
Pensions	152,729,922	433,079,150	433,079,150
Pensions Arrears	-	-	-
Salary Arrears	-	-	-
Sector Conditional Grant - Non Wage Recurrent	1,240,985,573	1,544,747,484	1,544,747,484
Sector Conditional Grant - Development	4,206,039,051	5,483,317,250	5,483,317,250
Sector Conditional Grant - Wage Recurrent	8,507,679,094	9,881,861,942	9,881,861,942
Support Services Conditional Grant - Non Wage Recu	-	-	-
Transitional Conditional Grant – Development	264,814,815	264,814,815	264,814,815
Urban Discretionary Equalisation Development Grant	25,871,978	25,871,978	25,871,978
Urban Unconditional Grant Wage	247,560,958	247,560,958	247,560,958
Urban Unconditional Non-Wage	96,028,443	96,028,443	96,028,443
Buyende District	29,778,248,296	33,082,361,574	33,082,361,574
District Discretionary Equalisation Development Gr	733,112,703	733,112,703	733,112,703
District Unconditional Grant Non-Wage	886,861,715	1,170,421,715	1,170,421,715
District Unconditional Grant Wage	2,135,001,380	2,135,001,380	2,135,001,380
Gratuity	155,723,041	946,954,746	946,954,746
Pensions	303,739,459	861,279,996	861,279,996
Pensions Arrears	-	-	-
Salary Arrears	-	-	-
Sector Conditional Grant - Non Wage Recurrent	4,615,063,819	5,109,601,361	5,109,601,361
Sector Conditional Grant - Development	4,000,614,652	5,033,109,634	5,033,109,634
Sector Conditional Grant - Wage Recurrent	14,142,819,454	14,287,567,966	14,287,567,966
Support Services Conditional Grant - Non Wage Recu	-	-	-
Transitional Conditional Grant – Development	2,264,814,815	2,264,814,815	2,264,814,815
Urban Discretionary Equalisation Development Grant	69,066,206	69,066,206	69,066,206
Urban Unconditional Grant Wage	240,062,834	240,062,834	240,062,834

LG/Item	Sum of Approved Budget	Sum of Revised Budget	Sum of Release
Urban Unconditional Non-Wage	231,368,218	231,368,218	231,368,218
Dokolo District	25,365,720,003	31,845,553,041	31,845,553,041
District Discretionary Equalisation Development Gr	398,994,129	398,994,129	398,994,129
District Unconditional Grant Non-Wage	630,104,106	759,824,106	759,824,106
District Unconditional Grant Wage	1,965,185,990	2,374,251,340	2,374,251,340
Gratuity	217,634,857	1,577,959,022	1,577,959,022
Pensions	389,548,663	1,186,701,993	1,186,701,993
Pensions Arrears	8,133,486	8,133,486	8,133,486
Salary Arrears	-	-	-
Sector Conditional Grant - Non Wage Recurrent	2,990,574,183	3,391,110,737	3,391,110,737
Sector Conditional Grant - Development	3,524,539,805	6,073,116,881	6,073,116,881
Sector Conditional Grant - Wage Recurrent	14,783,169,462	15,617,626,026	15,617,626,026
Support Services Conditional Grant - Non Wage Recu	-	-	-
Transitional Conditional Grant – Development	14,814,815	14,814,815	14,814,815
Urban Discretionary Equalisation Development Grant	36,954,247	36,954,247	36,954,247
Urban Unconditional Grant Wage	275,115,386	275,115,386	275,115,386
Urban Unconditional Non-Wage	130,950,874	130,950,874	130,950,874
Entebbe Municipal Council	24,001,985,934	26,106,277,086	26,106,277,086
District Discretionary Equalisation Development Gr	-	-	-
Gratuity	135,875,117	1,065,270,042	1,065,270,042
Pensions	400,577,900	1,135,873,928	1,135,873,928
Pensions Arrears	-	-	-
Salary Arrears	-	-	-
Sector Conditional Grant - Non Wage Recurrent	1,122,798,725	1,218,498,069	1,218,498,069
Sector Conditional Grant - Development	1,231,497,049	1,237,664,126	1,237,664,126
Sector Conditional Grant - Wage Recurrent	5,537,610,064	5,537,610,064	5,537,610,064
Support Services Conditional Grant - Non Wage Recu	-	-	-
Transitional Conditional Grant – Development	-	-	-
Urban Discretionary Equalisation Development Grant	14,259,756,735	14,259,756,735	14,259,756,735

LG/Item	Sum of Approved Budget	Sum of Revised Budget	Sum of Release
Urban Unconditional Grant Wage	1,011,642,506	1,181,616,284	1,181,616,284
Urban Unconditional Non-Wage	302,227,837	469,987,837	469,987,837
Fort-Portal city	32,402,167,050	41,185,762,081	41,185,762,081
District Discretionary Equalisation Development Gr	-	-	-
District Unconditional Grant Non-Wage	-	-	-
Gratuity	587,261,082	2,345,091,758	2,345,091,758
Pensions	825,348,237	2,340,347,641	2,340,347,641
Pensions Arrears	-	-	-
Salary Arrears	-	-	-
Sector Conditional Grant - Non Wage Recurrent	2,821,241,940	3,302,930,052	3,302,930,052
Sector Conditional Grant - Development	1,287,432,927	1,926,010,574	1,926,010,574
Sector Conditional Grant - Wage Recurrent	12,581,762,959	12,739,973,527	12,739,973,527
Support Services Conditional Grant - Non Wage Recu	-	-	-
Transitional Conditional Grant – Development	-	-	-
Urban Discretionary Equalisation Development Grant	10,484,279,127	14,623,807,752	14,623,807,752
Urban Unconditional Grant Wage	3,485,267,251	3,485,267,251	3,485,267,251
Urban Unconditional Non-Wage	329,573,528	422,333,528	422,333,528
Gomba District	24,526,042,010	27,512,479,558	27,512,479,558
District Discretionary Equalisation Development Gr	328,822,526	328,822,526	328,822,526
District Unconditional Grant Non-Wage	553,219,073	656,779,073	656,779,073
District Unconditional Grant Wage	1,798,436,892	1,798,436,892	1,798,436,892
Gratuity	260,304,810	1,172,262,060	1,172,262,060
Pensions	336,687,417	954,706,834	954,706,834
Pensions Arrears	-	-	-
Salary Arrears	-	-	-
Sector Conditional Grant - Non Wage Recurrent	3,454,693,105	4,288,609,401	4,288,609,401
Sector Conditional Grant - Development	1,785,913,279	2,304,897,864	2,304,897,864
Sector Conditional Grant - Wage Recurrent	14,734,631,671	14,734,631,671	14,734,631,671
Support Services Conditional Grant - Non Wage Recu	-	-	-

LG/Item	Sum of Approved Budget	Sum of Revised Budget	Sum of Release
Transitional Conditional Grant – Development	1,014,814,815	1,014,814,815	1,014,814,815
Urban Discretionary Equalisation Development Grant	17,566,164	17,566,164	17,566,164
Urban Unconditional Grant Wage	177,780,701	177,780,701	177,780,701
Urban Unconditional Non-Wage	63,171,558	63,171,558	63,171,558
Gulu city	45,847,278,536	48,425,120,453	48,425,120,453
District Discretionary Equalisation Development Gr	-	-	-
Gratuity	112,960,653	451,082,329	451,082,329
Pensions	768,571,960	2,179,353,506	2,179,353,506
Pensions Arrears	61,317,607	61,317,607	61,317,607
Salary Arrears	12,716,730	12,716,730	12,716,730
Sector Conditional Grant - Non Wage Recurrent	3,384,718,606	3,836,879,657	3,836,879,657
Sector Conditional Grant - Development	1,171,970,563	1,178,137,640	1,178,137,640
Sector Conditional Grant - Wage Recurrent	13,555,644,463	13,665,855,031	13,665,855,031
Support Services Conditional Grant - Non Wage Recu	-	-	-
Transitional Conditional Grant – Development	-	-	-
Urban Discretionary Equalisation Development Grant	23,061,319,338	23,061,319,338	23,061,319,338
Urban Unconditional Grant Wage	3,257,546,718	3,257,546,718	3,257,546,718
Urban Unconditional Non-Wage	460,511,897	720,911,897	720,911,897
Gulu District	25,081,828,220	28,013,591,703	28,013,591,703
District Discretionary Equalisation Development Gr	420,906,211	420,906,211	420,906,211
District Unconditional Grant Non-Wage	549,394,270	644,434,270	644,434,270
District Unconditional Grant Wage	3,402,437,407	3,402,437,407	3,402,437,407
Gratuity	190,013,729	758,776,026	758,776,026
Pensions	879,745,334	2,494,595,403	2,494,595,403
Pensions Arrears	407,057,401	407,057,401	407,057,401
Salary Arrears	35,876,608	35,876,608	35,876,608
Sector Conditional Grant - Non Wage Recurrent	1,639,838,865	1,881,535,431	1,881,535,431
Sector Conditional Grant - Development	2,222,016,124	2,633,430,676	2,633,430,676
Sector Conditional Grant - Wage Recurrent	15,319,727,456	15,319,727,456	15,319,727,456

LG/Item	Sum of Approved Budget	Sum of Revised Budget	Sum of Release
Support Services Conditional Grant - Non Wage Recu	-	-	-
Transitional Conditional Grant – Development	14,814,815	14,814,815	14,814,815
Urban Unconditional Grant Wage	-	-	-
Hoima city	35,314,442,030	41,399,896,057	41,399,896,057
District Discretionary Equalisation Development Gr	-	-	-
Gratuity	110,870,837	1,105,798,311	1,105,798,311
Pensions	250,854,093	749,084,061	749,084,061
Pensions Arrears	248,702,073	248,702,073	248,702,073
Salary Arrears	19,331,737	19,331,737	19,331,737
Sector Conditional Grant - Non Wage Recurrent	2,349,128,969	2,790,691,415	2,790,691,415
Sector Conditional Grant - Development	1,136,227,048	1,142,394,125	1,142,394,125
Sector Conditional Grant - Wage Recurrent	7,027,890,140	7,027,890,140	7,027,890,140
Support Services Conditional Grant - Non Wage Recu	-	-	-
Transitional Conditional Grant – Development	-	-	-
Urban Discretionary Equalisation Development Grant	21,036,842,907	25,062,729,967	25,062,729,967
Urban Unconditional Grant Wage	2,786,136,029	2,786,136,029	2,786,136,029
Urban Unconditional Non-Wage	348,458,197	467,138,197	467,138,197
Hoima District	23,750,390,413	29,241,469,024	29,241,469,024
District Discretionary Equalisation Development Gr	490,542,369	490,542,369	490,542,369
District Unconditional Grant Non-Wage	712,003,196	859,123,196	859,123,196
District Unconditional Grant Wage	2,280,494,990	2,280,494,990	2,280,494,990
Gratuity	226,155,982	1,566,207,394	1,566,207,394
Pensions	825,810,487	2,341,658,392	2,341,658,392
Pensions Arrears	-	-	-
Salary Arrears	-	-	-
Sector Conditional Grant - Non Wage Recurrent	2,356,803,298	2,671,677,941	2,671,677,941
Sector Conditional Grant - Development	2,810,279,020	4,320,155,620	4,320,155,620
Sector Conditional Grant - Wage Recurrent	13,759,484,208	14,422,792,260	14,422,792,260
Support Services Conditional Grant - Non Wage Recu	-	-	-

LG/Item	Sum of Approved Budget	Sum of Revised Budget	Sum of Release
Transitional Conditional Grant – Development	14,814,815	14,814,815	14,814,815
Urban Discretionary Equalisation Development Grant	13,061,567	13,061,567	13,061,567
Urban Unconditional Grant Wage	210,162,203	210,162,203	210,162,203
Urban Unconditional Non-Wage	50,778,278	50,778,278	50,778,278
Ibanda District	25,609,428,928	32,681,796,051	32,681,796,051
District Discretionary Equalisation Development Gr	398,290,938	398,290,938	398,290,938
District Unconditional Grant Non-Wage	560,214,759	715,374,759	715,374,759
District Unconditional Grant Wage	2,576,606,949	4,757,690,952	4,757,690,952
Gratuity	116,496,055	465,200,141	465,200,141
Pensions	785,272,898	2,226,710,487	2,226,710,487
Pensions Arrears	-	-	-
Salary Arrears	-	-	-
Sector Conditional Grant - Non Wage Recurrent	2,656,580,177	3,109,944,345	3,109,944,345
Sector Conditional Grant - Development	3,233,516,989	5,062,826,215	5,062,826,215
Sector Conditional Grant - Wage Recurrent	14,649,053,447	15,312,361,499	15,312,361,499
Support Services Conditional Grant - Non Wage Recu	-	-	-
Transitional Conditional Grant – Development	14,814,815	14,814,815	14,814,815
Urban Discretionary Equalisation Development Grant	32,721,027	32,721,027	32,721,027
Urban Unconditional Grant Wage	459,074,065	459,074,065	459,074,065
Urban Unconditional Non-Wage	126,786,808	126,786,808	126,786,808
Ibanda Municipal Council	13,673,945,135	18,253,132,680	18,253,132,680
District Discretionary Equalisation Development Gr	-	-	-
Gratuity	96,268,533	1,370,637,692	1,370,637,692
Pensions	80,987,128	816,151,902	816,151,902
Pensions Arrears	-	-	-
Salary Arrears	-	-	-
Sector Conditional Grant - Non Wage Recurrent	1,740,891,549	2,077,504,513	2,077,504,513
Sector Conditional Grant - Development	1,231,567,412	1,240,818,028	1,240,818,028
Sector Conditional Grant - Wage Recurrent	8,563,755,243	8,731,376,379	8,731,376,379

LG/Item	Sum of Approved Budget	Sum of Revised Budget	Sum of Release
Support Services Conditional Grant - Non Wage Recu	-	-	-
Transitional Conditional Grant – Development	300,000,000	300,000,000	300,000,000
Urban Discretionary Equalisation Development Grant	315,858,716	315,858,716	315,858,716
Urban Unconditional Grant Wage	1,040,319,272	2,911,928,169	2,911,928,169
Urban Unconditional Non-Wage	304,297,281	488,857,281	488,857,281
Iganga District	43,532,670,710	51,294,736,258	51,294,736,258
District Discretionary Equalisation Development Gr	699,615,339	699,615,339	699,615,339
District Unconditional Grant Non-Wage	738,503,570	857,783,570	857,783,570
District Unconditional Grant Wage	2,116,325,554	2,116,325,554	2,116,325,554
Gratuity	506,768,447	2,023,662,973	2,023,662,973
Pensions	1,564,207,576	4,435,448,391	4,435,448,391
Pensions Arrears	590,637,438	590,637,438	590,637,438
Salary Arrears	75,658,344	75,658,344	75,658,344
Sector Conditional Grant - Non Wage Recurrent	5,808,700,633	6,686,874,657	6,686,874,657
Sector Conditional Grant - Development	2,363,629,611	4,633,946,713	4,633,946,713
Sector Conditional Grant - Wage Recurrent	28,781,074,629	28,887,233,709	28,887,233,709
Support Services Conditional Grant - Non Wage Recu	-	-	-
Transitional Conditional Grant – Development	14,814,815	14,814,815	14,814,815
Urban Discretionary Equalisation Development Grant	38,367,796	38,367,796	38,367,796
Urban Unconditional Grant Wage	108,752,338	108,752,338	108,752,338
Urban Unconditional Non-Wage	125,614,621	125,614,621	125,614,621
Iganga Municipal Council	6,693,327,480	7,269,623,159	7,269,623,159
District Discretionary Equalisation Development Gr	-	-	-
Gratuity	76,004,210	303,505,291	303,505,291
Pensions	83,006,891	235,373,351	235,373,351
Pensions Arrears	-	-	-
Salary Arrears	-	-	-
Sector Conditional Grant - Non Wage Recurrent	398,332,771	441,925,509	441,925,509
Sector Conditional Grant - Development	1,138,326,782	1,144,493,859	1,144,493,859

LG/Item	Sum of Approved Budget	Sum of Revised Budget	Sum of Release
Sector Conditional Grant - Wage Recurrent	3,412,517,438	3,412,517,438	3,412,517,438
Support Services Conditional Grant - Non Wage Recu	-	-	-
Transitional Conditional Grant – Development	-	-	-
Urban Discretionary Equalisation Development Grant	191,385,709	191,385,709	191,385,709
Urban Unconditional Grant Wage	1,150,125,441	1,151,593,762	1,151,593,762
Urban Unconditional Non-Wage	243,628,240	388,828,240	388,828,240
Isingiro District	66,916,808,535	73,767,061,002	73,767,061,002
District Discretionary Equalisation Development Gr	20,338,167,796	20,338,167,796	20,338,167,796
District Unconditional Grant Non-Wage	1,107,208,641	1,310,968,641	1,310,968,641
District Unconditional Grant Wage	2,960,771,831	5,454,161,221	5,454,161,221
Gratuity	153,492,510	1,102,936,954	1,102,936,954
Pensions	517,818,242	1,627,617,594	1,627,617,594
Pensions Arrears	248,116,503	248,116,503	248,116,503
Salary Arrears	10,178,302	10,178,302	10,178,302
Sector Conditional Grant - Non Wage Recurrent	6,491,678,193	7,176,579,179	7,176,579,179
Sector Conditional Grant - Development	4,424,710,669	5,833,668,963	5,833,668,963
Sector Conditional Grant - Wage Recurrent	29,287,438,912	29,287,438,912	29,287,438,912
Support Services Conditional Grant - Non Wage Recu	-	-	-
Transitional Conditional Grant – Development	214,814,815	214,814,815	214,814,815
Urban Discretionary Equalisation Development Grant	99,622,701	99,622,701	99,622,701
Urban Unconditional Grant Wage	736,412,036	736,412,036	736,412,036
Urban Unconditional Non-Wage	326,377,385	326,377,385	326,377,385
Jinja city	46,451,038,907	58,146,508,248	58,146,508,248
District Discretionary Equalisation Development Gr	-	-	-
Gratuity	1,378,188,375	5,503,477,576	5,503,477,576
Pensions	920,667,105	2,610,632,690	2,610,632,690
Pensions Arrears	173,199,861	173,199,861	173,199,861
Salary Arrears	94,011,370	94,011,370	94,011,370
Sector Conditional Grant - Non Wage Recurrent	2,446,511,499	2,641,760,677	2,641,760,677

LG/Item	Sum of Approved Budget	Sum of Revised Budget	Sum of Release
Sector Conditional Grant - Development	2,476,387,960	2,482,555,037	2,482,555,037
Sector Conditional Grant - Wage Recurrent	22,234,294,996	22,897,603,048	22,897,603,048
Support Services Conditional Grant - Non Wage Recu	-	-	-
Transitional Conditional Grant – Development	1,500,000,000	1,500,000,000	1,500,000,000
Urban Discretionary Equalisation Development Grant	10,834,942,813	13,983,953,972	13,983,953,972
Urban Unconditional Grant Wage	3,894,207,871	5,655,146,960	5,655,146,960
Urban Unconditional Non-Wage	498,627,058	604,167,058	604,167,058
Jinja District	41,204,481,132	49,155,681,887	49,155,681,887
District Discretionary Equalisation Development Gr	326,062,717	326,062,717	326,062,717
District Unconditional Grant Non-Wage	554,843,311	676,403,311	676,403,311
District Unconditional Grant Wage	2,300,877,345	2,300,877,345	2,300,877,345
Gratuity	108,608,581	2,591,847,569	2,591,847,569
Pensions	1,648,946,663	4,675,733,538	4,675,733,538
Pensions Arrears	-	-	-
Salary Arrears	36,843,406	36,843,406	36,843,406
Sector Conditional Grant - Non Wage Recurrent	4,710,130,323	5,241,493,593	5,241,493,593
Sector Conditional Grant - Development	2,853,678,656	3,978,622,226	3,978,622,226
Sector Conditional Grant - Wage Recurrent	27,651,500,203	28,314,808,255	28,314,808,255
Support Services Conditional Grant - Non Wage Recu	-	-	-
Transitional Conditional Grant – Development	14,814,815	14,814,815	14,814,815
Urban Discretionary Equalisation Development Grant	71,506,107	71,506,107	71,506,107
Urban Unconditional Grant Wage	693,076,354	693,076,354	693,076,354
Urban Unconditional Non-Wage	233,592,652	233,592,652	233,592,652
Kaabong District	19,980,762,744	22,476,757,964	22,476,757,964
District Discretionary Equalisation Development Gr	467,216,553	467,216,553	467,216,553
District Unconditional Grant Non-Wage	638,838,897	879,318,897	879,318,897
District Unconditional Grant Wage	1,982,374,082	1,982,374,082	1,982,374,082
Gratuity	42,608,879	170,148,736	170,148,736
Pensions	196,932,225	558,418,673	558,418,673

LG/Item	Sum of Approved Budget	Sum of Revised Budget	Sum of Release
Pensions Arrears	-	-	-
Salary Arrears	310,237,531	310,237,531	310,237,531
Sector Conditional Grant - Non Wage Recurrent	2,503,599,889	2,808,499,482	2,808,499,482
Sector Conditional Grant - Development	2,963,728,102	4,280,568,912	4,280,568,912
Sector Conditional Grant - Wage Recurrent	10,396,544,629	10,541,293,141	10,541,293,141
Support Services Conditional Grant - Non Wage Recu	-	-	-
Transitional Conditional Grant – Development	214,814,815	214,814,815	214,814,815
Urban Discretionary Equalisation Development Grant	20,748,738	20,748,738	20,748,738
Urban Unconditional Grant Wage	175,372,062	175,372,062	175,372,062
Urban Unconditional Non-Wage	67,746,343	67,746,343	67,746,343
Kabale District	40,685,326,791	46,773,140,617	46,773,140,617
District Discretionary Equalisation Development Gr	386,525,948	386,525,948	386,525,948
District Unconditional Grant Non-Wage	632,525,945	852,845,945	852,845,945
District Unconditional Grant Wage	3,757,452,108	3,880,222,257	3,880,222,257
Gratuity	195,555,624	1,477,434,221	1,477,434,221
Pensions	1,756,702,378	4,981,284,362	4,981,284,362
Pensions Arrears	1,866,978,208	1,866,978,208	1,866,978,208
Salary Arrears	17,885,388	17,885,388	17,885,388
Sector Conditional Grant - Non Wage Recurrent	3,686,332,258	4,159,216,920	4,159,216,920
Sector Conditional Grant - Development	3,641,479,441	4,182,563,224	4,182,563,224
Sector Conditional Grant - Wage Recurrent	23,216,123,874	23,440,418,526	23,440,418,526
Support Services Conditional Grant - Non Wage Recu	380,000,000	380,000,000	380,000,000
Transitional Conditional Grant – Development	764,814,815	764,814,815	764,814,815
Urban Discretionary Equalisation Development Grant	13,699,578	13,699,578	13,699,578
Urban Unconditional Grant Wage	317,201,841	317,201,841	317,201,841
Urban Unconditional Non-Wage	52,049,384	52,049,384	52,049,384
Kabale Municipal Council	23,368,782,120	36,069,438,168	36,069,438,168
District Discretionary Equalisation Development Gr	-	-	-
Gratuity	411,126,508	1,641,738,936	1,641,738,936

LG/Item	Sum of Approved Budget	Sum of Revised Budget	Sum of Release
Pensions	517,222,504	1,466,629,977	1,466,629,977
Pensions Arrears	1,373,447,783	1,373,447,783	1,373,447,783
Salary Arrears	14,838,496	14,838,496	14,838,496
Sector Conditional Grant - Non Wage Recurrent	886,833,145	1,036,663,410	1,036,663,410
Sector Conditional Grant - Development	1,260,464,404	4,390,625,273	4,390,625,273
Sector Conditional Grant - Wage Recurrent	10,419,242,288	10,801,747,508	10,801,747,508
Support Services Conditional Grant - Non Wage Recu	-	-	-
Transitional Conditional Grant – Development	-	-	-
Urban Discretionary Equalisation Development Grant	7,187,347,007	13,441,462,025	13,441,462,025
Urban Unconditional Grant Wage	1,051,085,767	1,576,390,540	1,576,390,540
Urban Unconditional Non-Wage	247,174,221	325,894,221	325,894,221
Kabarole District	26,170,817,977	34,331,341,579	34,331,341,579
District Discretionary Equalisation Development Gr	388,603,879	388,603,879	388,603,879
District Unconditional Grant Non-Wage	646,360,460	821,080,460	821,080,460
District Unconditional Grant Wage	2,382,241,119	2,382,241,119	2,382,241,119
Gratuity	76,261,313	717,989,184	717,989,184
Pensions	1,048,979,707	2,974,474,376	2,974,474,376
Pensions Arrears	22,749,467	22,749,467	22,749,467
Salary Arrears	51,488,436	51,488,436	51,488,436
Sector Conditional Grant - Non Wage Recurrent	2,009,547,224	2,348,918,674	2,348,918,674
Sector Conditional Grant - Development	4,643,606,984	8,048,757,327	8,048,757,327
Sector Conditional Grant - Wage Recurrent	12,988,473,989	14,662,533,257	14,662,533,257
Support Services Conditional Grant - Non Wage Recu	-	-	-
Transitional Conditional Grant – Development	414,814,815	414,814,815	414,814,815
Urban Discretionary Equalisation Development Grant	36,236,328	36,236,328	36,236,328
Urban Unconditional Grant Wage	1,322,433,059	1,322,433,059	1,322,433,059
Urban Unconditional Non-Wage	139,021,199	139,021,199	139,021,199
Kaberamaido District	19,177,892,870	24,329,432,084	24,329,432,084
District Discretionary Equalisation Development Gr	326,995,320	326,995,320	326,995,320

LG/Item	Sum of Approved Budget	Sum of Revised Budget	Sum of Release
District Unconditional Grant Non-Wage	492,080,157	578,360,157	578,360,157
District Unconditional Grant Wage	1,561,251,520	2,556,233,974	2,556,233,974
Gratuity	244,034,546	974,495,704	974,495,704
Pensions	646,236,355	1,832,460,120	1,832,460,120
Pensions Arrears	-	-	-
Salary Arrears	37,671,975	37,671,975	37,671,975
Sector Conditional Grant - Non Wage Recurrent	2,419,281,058	2,703,666,476	2,703,666,476
Sector Conditional Grant - Development	2,891,830,799	4,097,729,168	4,097,729,168
Sector Conditional Grant - Wage Recurrent	9,957,954,298	10,621,262,350	10,621,262,350
Support Services Conditional Grant - Non Wage Recu	-	-	-
Transitional Conditional Grant – Development	314,814,815	314,814,815	314,814,815
Urban Discretionary Equalisation Development Grant	14,600,629	14,600,629	14,600,629
Urban Unconditional Grant Wage	218,774,236	218,774,236	218,774,236
Urban Unconditional Non-Wage	52,367,160	52,367,160	52,367,160
Kagadi District	40,861,478,081	47,914,804,853	47,914,804,853
District Discretionary Equalisation Development Gr	726,195,880	726,195,880	726,195,880
District Unconditional Grant Non-Wage	989,655,387	1,486,255,387	1,486,255,387
District Unconditional Grant Wage	5,363,503,545	5,363,503,545	5,363,503,545
Gratuity	329,918,272	1,317,452,567	1,317,452,567
Pensions	224,412,731	636,342,070	636,342,070
Pensions Arrears	66,097,590	66,097,590	66,097,590
Salary Arrears	-	-	-
Sector Conditional Grant - Non Wage Recurrent	5,394,215,767	6,012,170,218	6,012,170,218
Sector Conditional Grant - Development	4,457,106,725	6,835,342,743	6,835,342,743
Sector Conditional Grant - Wage Recurrent	21,762,674,310	23,923,746,978	23,923,746,978
Support Services Conditional Grant - Non Wage Recu	-	-	-
Transitional Conditional Grant – Development	514,814,815	514,814,815	514,814,815
Urban Discretionary Equalisation Development Grant	91,859,857	91,859,857	91,859,857
Urban Unconditional Grant Wage	619,094,686	619,094,686	619,094,687

LG/Item	Sum of Approved Budget	Sum of Revised Budget	Sum of Release
Urban Unconditional Non-Wage	321,928,515	321,928,515	321,928,515
Kakumiro District	36,188,514,309	42,191,536,260	42,191,536,260
District Discretionary Equalisation Development Gr	728,727,109	728,727,109	728,727,109
District Unconditional Grant Non-Wage	1,009,076,643	1,282,022,340	1,282,022,340
District Unconditional Grant Wage	2,650,359,342	2,650,359,342	2,650,359,342
Gratuity	354,607,666	1,416,043,969	1,416,043,969
Pensions	269,391,316	763,882,809	763,882,809
Pensions Arrears	90,348,654	90,348,654	90,348,654
Salary Arrears	202,946,478	202,946,478	202,946,478
Sector Conditional Grant - Non Wage Recurrent	3,913,759,829	4,371,633,689	4,371,633,689
Sector Conditional Grant - Development	9,418,720,575	11,489,561,701	11,489,561,701
Sector Conditional Grant - Wage Recurrent	16,035,238,571	17,680,672,043	17,680,672,043
Support Services Conditional Grant - Non Wage Recu	-	-	-
Transitional Conditional Grant – Development	664,814,815	664,814,815	664,814,815
Urban Discretionary Equalisation Development Grant	86,991,170	86,991,170	86,991,170
Urban Unconditional Grant Wage	454,566,512	454,566,512	454,566,512
Urban Unconditional Non-Wage	308,965,629	308,965,629	308,965,629
Kalaki District	20,275,745,697	23,900,490,432	23,900,490,432
District Discretionary Equalisation Development Gr	258,992,906	258,992,906	258,992,906
District Unconditional Grant Non-Wage	508,891,304	751,831,304	751,831,304
District Unconditional Grant Wage	2,107,403,615	2,107,403,615	2,107,403,615
Gratuity	141,460,971	564,891,778	564,891,778
Pensions	161,894,059	459,064,867	459,064,867
Pensions Arrears	-	-	-
Salary Arrears	76,241,310	76,241,310	76,241,310
Sector Conditional Grant - Non Wage Recurrent	2,624,873,069	2,843,738,595	2,843,738,595
Sector Conditional Grant - Development	3,844,456,198	5,473,937,228	5,473,937,228
Sector Conditional Grant - Wage Recurrent	9,892,445,169	10,705,301,733	10,705,301,733
Support Services Conditional Grant - Non Wage Recu	-	-	-

LG/Item	Sum of Approved Budget	Sum of Revised Budget	Sum of Release
Transitional Conditional Grant – Development	314,814,815	314,814,815	314,814,815
Urban Discretionary Equalisation Development Grant	16,871,290	16,871,290	16,871,290
Urban Unconditional Grant Wage	264,229,433	264,229,433	264,229,433
Urban Unconditional Non-Wage	63,171,558	63,171,558	63,171,558
Kalangala District	17,204,395,274	20,066,611,539	20,066,611,539
District Discretionary Equalisation Development Gr	177,971,440	177,971,440	177,971,440
District Unconditional Grant Non-Wage	423,486,746	480,846,746	480,846,746
District Unconditional Grant Wage	1,836,940,388	1,836,940,388	1,836,940,388
Gratuity	174,358,772	1,151,013,086	1,151,013,086
Pensions	183,306,828	564,335,100	564,335,100
Pensions Arrears	178,617,567	178,617,567	178,617,567
Salary Arrears	8,526,716	8,526,716	8,526,716
Sector Conditional Grant - Non Wage Recurrent	1,023,036,612	1,396,306,740	1,396,306,740
Sector Conditional Grant - Development	2,306,952,696	2,594,399,683	2,594,399,683
Sector Conditional Grant - Wage Recurrent	10,758,167,074	11,544,623,638	11,544,623,638
Support Services Conditional Grant - Non Wage Recu	-	-	-
Transitional Conditional Grant – Development	14,814,815	14,814,815	14,814,815
Urban Discretionary Equalisation Development Grant	4,941,008	4,941,008	4,941,008
Urban Unconditional Grant Wage	91,698,791	91,698,791	91,698,791
Urban Unconditional Non-Wage	21,575,822	21,575,822	21,575,822
Kaliro District	34,368,893,254	40,572,850,378	40,572,850,378
District Discretionary Equalisation Development Gr	688,960,760	688,960,760	688,960,760
District Unconditional Grant Non-Wage	710,323,694	815,083,694	815,083,694
District Unconditional Grant Wage	2,406,055,806	2,406,055,806	2,406,055,806
Gratuity	473,628,660	1,891,326,875	1,891,326,875
Pensions	564,124,409	1,599,624,461	1,599,624,461
Pensions Arrears	-	-	-
Salary Arrears	110,744,936	110,744,936	110,744,936
Sector Conditional Grant - Non Wage Recurrent	4,230,714,404	4,844,428,957	4,844,428,957

LG/Item	Sum of Approved Budget	Sum of Revised Budget	Sum of Release
Sector Conditional Grant - Development	4,431,987,538	5,966,507,226	5,966,507,226
Sector Conditional Grant - Wage Recurrent	20,124,952,126	21,622,716,742	21,622,716,742
Support Services Conditional Grant - Non Wage Recu	-	-	-
Transitional Conditional Grant – Development	14,814,815	14,814,815	14,814,815
Urban Discretionary Equalisation Development Grant	39,277,796	39,277,796	39,277,796
Urban Unconditional Grant Wage	442,675,211	442,675,211	442,675,211
Urban Unconditional Non-Wage	130,633,098	130,633,098	130,633,098
Kalungu District	27,273,495,321	32,952,468,335	32,952,468,335
District Discretionary Equalisation Development Gr	300,321,267	300,321,267	300,321,267
District Unconditional Grant Non-Wage	517,397,971	599,597,971	599,597,971
District Unconditional Grant Wage	2,062,287,642	3,717,905,037	3,717,905,037
Gratuity	343,633,391	1,372,220,731	1,372,220,731
Pensions	576,907,786	1,899,462,186	1,899,462,186
Pensions Arrears	35,977,459	35,977,459	35,977,459
Salary Arrears	-	-	-
Sector Conditional Grant - Non Wage Recurrent	4,188,560,524	4,651,678,960	4,651,678,960
Sector Conditional Grant - Development	1,420,252,408	2,547,147,852	2,547,147,852
Sector Conditional Grant - Wage Recurrent	17,081,968,651	17,081,968,651	17,081,968,651
Support Services Conditional Grant - Non Wage Recu	-	-	-
Transitional Conditional Grant – Development	114,814,815	114,814,815	114,814,815
Urban Discretionary Equalisation Development Grant	26,083,859	26,083,859	26,083,859
Urban Unconditional Grant Wage	509,102,216	509,102,216	509,102,216
Urban Unconditional Non-Wage	96,187,331	96,187,331	96,187,331
Kamuli District	53,568,827,820	65,505,404,425	65,505,404,425
District Discretionary Equalisation Development Gr	1,066,615,165	1,066,615,165	1,066,615,165
District Unconditional Grant Non-Wage	1,038,546,048	1,225,866,048	1,225,866,048
District Unconditional Grant Wage	3,182,356,515	3,182,356,515	3,182,356,515
Gratuity	725,788,109	2,898,267,504	2,898,267,504
Pensions	1,865,871,356	5,290,842,615	5,290,842,615

LG/Item	Sum of Approved Budget	Sum of Revised Budget	Sum of Release
Pensions Arrears	524,657,806	524,657,806	524,657,806
Salary Arrears	209,230,248	209,230,248	209,230,248
Sector Conditional Grant - Non Wage Recurrent	7,081,932,112	7,752,831,022	7,752,831,022
Sector Conditional Grant - Development	3,607,612,277	7,638,754,702	7,638,754,702
Sector Conditional Grant - Wage Recurrent	33,804,578,093	35,254,342,709	35,254,342,709
Support Services Conditional Grant - Non Wage Recu	-	-	-
Transitional Conditional Grant – Development	14,814,815	14,814,815	14,814,815
Urban Discretionary Equalisation Development Grant	45,039,941	45,039,941	45,039,941
Urban Unconditional Grant Wage	237,057,221	237,057,221	237,057,221
Urban Unconditional Non-Wage	164,728,115	164,728,115	164,728,115
Kamuli Municipal Council	21,423,697,333	25,735,853,050	25,735,853,050
District Discretionary Equalisation Development Gr	-	-	-
Gratuity	115,266,513	460,290,247	460,290,247
Pensions	79,598,261	225,707,883	225,707,883
Pensions Arrears	-	-	-
Salary Arrears	-	-	-
Sector Conditional Grant - Non Wage Recurrent	864,494,532	933,668,282	933,668,282
Sector Conditional Grant - Development	1,164,926,253	1,247,353,902	1,247,353,902
Sector Conditional Grant - Wage Recurrent	4,381,713,482	4,456,113,482	4,456,113,482
Support Services Conditional Grant - Non Wage Recu	-	-	-
Transitional Conditional Grant – Development	-	-	-
Urban Discretionary Equalisation Development Grant	13,677,928,017	17,178,388,979	17,178,388,979
Urban Unconditional Grant Wage	893,845,272	893,845,272	893,845,272
Urban Unconditional Non-Wage	245,925,003	340,485,003	340,485,003
Kamwenge District	42,173,829,551	45,827,036,545	45,827,036,545
District Discretionary Equalisation Development Gr	10,285,859,034	10,285,859,034	10,285,859,034
District Unconditional Grant Non-Wage	647,008,636	836,927,966	836,927,966
District Unconditional Grant Wage	2,798,228,080	2,798,228,080	2,798,228,080
Gratuity	55,036,672	699,281,477	699,281,477

LG/Item	Sum of Approved Budget	Sum of Revised Budget	Sum of Release
Pensions	463,752,745	1,315,011,767	1,315,011,767
Pensions Arrears	13,872,548	13,872,548	13,872,548
Salary Arrears	80,169,469	80,169,469	80,169,469
Sector Conditional Grant - Non Wage Recurrent	4,097,594,770	4,479,890,874	4,479,890,874
Sector Conditional Grant - Development	2,741,448,137	4,155,787,358	4,155,787,358
Sector Conditional Grant - Wage Recurrent	19,822,184,356	19,993,332,868	19,993,332,868
Support Services Conditional Grant - Non Wage Recu	-	-	-
Transitional Conditional Grant – Development	414,814,815	414,814,815	414,814,815
Urban Discretionary Equalisation Development Grant	73,301,457	73,301,457	73,301,457
Urban Unconditional Grant Wage	416,114,873	416,114,873	416,114,873
Urban Unconditional Non-Wage	264,443,959	264,443,959	264,443,959
Kanungu District	44,840,020,107	52,686,420,958	52,686,420,958
District Discretionary Equalisation Development Gr	552,111,018	552,111,018	552,111,018
District Unconditional Grant Non-Wage	781,314,509	1,000,394,509	1,000,394,509
District Unconditional Grant Wage	2,904,479,130	5,259,816,790	5,259,816,790
Gratuity	469,840,719	1,876,200,603	1,876,200,603
Pensions	847,898,311	2,404,290,361	2,404,290,361
Pensions Arrears	-	-	-
Salary Arrears	71,300,649	71,300,649	71,300,649
Sector Conditional Grant - Non Wage Recurrent	5,423,651,439	6,256,213,083	6,256,213,083
Sector Conditional Grant - Development	1,876,112,039	3,352,781,650	3,352,781,650
Sector Conditional Grant - Wage Recurrent	29,683,031,619	29,683,031,619	29,683,031,619
Support Services Conditional Grant - Non Wage Recu	-	-	-
Transitional Conditional Grant – Development	1,063,359,315	1,063,359,315	1,063,359,315
Urban Discretionary Equalisation Development Grant	63,927,712	63,927,712	63,927,712
Urban Unconditional Grant Wage	873,538,067	873,538,067	873,538,067
Urban Unconditional Non-Wage	229,455,582	229,455,582	229,455,582
Kapchorwa District	22,768,450,719	27,087,199,464	27,087,199,464
District Discretionary Equalisation Development Gr	201,847,634	201,847,634	201,847,634

LG/Item	Sum of Approved Budget	Sum of Revised Budget	Sum of Release
District Unconditional Grant Non-Wage	503,843,964	705,563,964	705,563,964
District Unconditional Grant Wage	2,477,449,189	2,477,449,189	2,477,449,189
Gratuity	61,224,318	244,485,202	244,485,202
Pensions	592,275,253	1,679,448,661	1,679,448,661
Pensions Arrears	291,550,890	291,550,890	291,550,890
Salary Arrears	47,318,938	47,318,938	47,318,938
Sector Conditional Grant - Non Wage Recurrent	2,218,477,000	2,520,011,033	2,520,011,033
Sector Conditional Grant - Development	3,399,684,562	5,110,288,417	5,110,288,417
Sector Conditional Grant - Wage Recurrent	12,900,666,136	13,735,122,700	13,735,122,700
Support Services Conditional Grant - Non Wage Recu	-	-	-
Transitional Conditional Grant – Development	14,814,815	14,814,815	14,814,815
Urban Discretionary Equalisation Development Grant	3,455,972	3,455,972	3,455,972
Urban Unconditional Grant Wage	39,509,537	39,509,537	39,509,537
Urban Unconditional Non-Wage	16,332,512	16,332,512	16,332,512
Kapchorwa Municipal Council	9,962,539,429	11,956,200,518	11,956,200,518
District Discretionary Equalisation Development Gr	-	-	-
Gratuity	350,458,053	1,399,473,446	1,399,473,446
Pensions	188,067,499	533,281,961	533,281,961
Pensions Arrears	12,170,882	12,170,882	12,170,882
Salary Arrears	-	-	-
Sector Conditional Grant - Non Wage Recurrent	1,133,514,318	1,296,404,368	1,296,404,368
Sector Conditional Grant - Development	1,170,688,632	1,179,939,248	1,179,939,248
Sector Conditional Grant - Wage Recurrent	5,943,468,488	6,080,079,056	6,080,079,056
Support Services Conditional Grant - Non Wage Recu	-	-	-
Transitional Conditional Grant – Development	-	-	-
Urban Discretionary Equalisation Development Grant	164,032,218	164,032,218	164,032,218
Urban Unconditional Grant Wage	746,543,003	746,543,003	746,543,003
Urban Unconditional Non-Wage	253,596,336	544,276,336	544,276,336
Kapelebyong District	16,438,580,322	20,430,064,341	20,430,064,341

LG/Item	Sum of Approved Budget	Sum of Revised Budget	Sum of Release
District Discretionary Equalisation Development Gr	235,025,484	235,025,484	235,025,484
District Unconditional Grant Non-Wage	460,431,252	615,338,490	615,338,490
District Unconditional Grant Wage	1,365,873,344	1,365,873,344	1,365,873,344
Gratuity	276,371,108	1,103,624,310	1,103,624,310
Pensions	140,631,618	398,773,341	398,773,341
Pensions Arrears	-	-	-
Salary Arrears	-	-	-
Sector Conditional Grant - Non Wage Recurrent	1,871,118,221	2,070,605,148	2,070,605,148
Sector Conditional Grant - Development	3,759,371,395	6,104,107,243	6,104,107,243
Sector Conditional Grant - Wage Recurrent	7,641,349,099	7,848,308,179	7,848,308,179
Support Services Conditional Grant - Non Wage Recu	-	-	-
Transitional Conditional Grant – Development	314,814,815	314,814,815	314,814,815
Urban Discretionary Equalisation Development Grant	21,939,853	21,939,853	21,939,853
Urban Unconditional Grant Wage	268,528,610	268,528,610	268,528,610
Urban Unconditional Non-Wage	83,125,525	83,125,525	83,125,525
Karenga District	13,027,924,749	17,484,267,121	17,484,267,121
District Discretionary Equalisation Development Gr	209,184,208	209,184,208	209,184,208
District Unconditional Grant Non-Wage	420,591,265	490,711,265	490,711,265
District Unconditional Grant Wage	2,145,182,208	2,145,182,208	2,145,182,208
Gratuity	96,186,383	384,098,149	384,098,149
Pensions	24,783,456	70,275,674	70,275,674
Pensions Arrears	-	-	-
Salary Arrears	23,624,648	23,624,648	23,624,648
Sector Conditional Grant - Non Wage Recurrent	1,273,020,894	1,425,004,361	1,425,004,361
Sector Conditional Grant - Development	2,056,759,517	4,385,429,822	4,385,429,822
Sector Conditional Grant - Wage Recurrent	6,083,275,174	7,655,439,790	7,655,439,790
Support Services Conditional Grant - Non Wage Recu	-	-	-
Transitional Conditional Grant – Development	314,814,815	314,814,815	314,814,815
Urban Discretionary Equalisation Development Grant	18,441,455	18,441,455	18,441,455

LG/Item	Sum of Approved Budget	Sum of Revised Budget	Sum of Release
Urban Unconditional Grant Wage	298,763,252	298,763,252	298,763,252
Urban Unconditional Non-Wage	63,297,473	63,297,473	63,297,473
Kasanda District	28,937,090,026	34,218,306,394	34,218,306,394
District Discretionary Equalisation Development Gr	453,019,835	453,019,835	453,019,835
District Unconditional Grant Non-Wage	749,314,390	1,039,037,590	1,039,037,590
District Unconditional Grant Wage	2,137,758,797	3,213,814,124	3,213,814,124
Gratuity	244,237,172	975,304,847	975,304,847
Pensions	280,074,021	794,174,563	794,174,563
Pensions Arrears	-	-	-
Salary Arrears	54,487,987	54,487,987	54,487,987
Sector Conditional Grant - Non Wage Recurrent	3,350,606,518	3,728,353,885	3,728,353,885
Sector Conditional Grant - Development	5,372,042,267	6,706,130,836	6,706,130,836
Sector Conditional Grant - Wage Recurrent	15,017,599,630	15,976,033,318	15,976,033,318
Support Services Conditional Grant - Non Wage Recu	-	-	-
Transitional Conditional Grant – Development	814,814,815	814,814,815	814,814,815
Urban Discretionary Equalisation Development Grant	44,246,409	44,246,409	44,246,409
Urban Unconditional Grant Wage	262,164,450	262,164,450	262,164,450
Urban Unconditional Non-Wage	156,723,736	156,723,736	156,723,736
Kasese District	78,479,385,462	91,163,452,190	91,163,452,190
District Discretionary Equalisation Development Gr	2,082,744,846	2,082,744,846	2,082,744,846
District Unconditional Grant Non-Wage	1,413,842,672	1,716,722,672	1,716,722,672
District Unconditional Grant Wage	4,438,971,467	5,867,543,829	5,867,543,829
Gratuity	919,183,666	3,670,548,080	3,670,548,080
Pensions	1,558,106,039	4,418,146,944	4,418,146,944
Pensions Arrears	3,452,233	3,452,233	3,452,233
Salary Arrears	11,626,324	11,626,324	11,626,324
Sector Conditional Grant - Non Wage Recurrent	8,949,431,203	9,921,422,945	9,921,422,945
Sector Conditional Grant - Development	4,292,638,067	7,774,252,669	7,774,252,669
Sector Conditional Grant - Wage Recurrent	52,811,373,005	53,698,975,709	53,698,975,709

LG/Item	Sum of Approved Budget	Sum of Revised Budget	Sum of Release
Support Services Conditional Grant - Non Wage Recu	-	-	-
Transitional Conditional Grant – Development	14,814,815	14,814,815	14,814,815
Urban Discretionary Equalisation Development Grant	140,229,740	140,229,740	140,229,740
Urban Unconditional Grant Wage	1,390,919,410	1,390,919,410	1,390,919,410
Urban Unconditional Non-Wage	452,051,975	452,051,975	452,051,975
Kasese Municipal Council	32,285,107,786	38,099,041,938	38,099,041,938
District Discretionary Equalisation Development Gr	-	-	-
Gratuity	122,904,039	490,788,950	490,788,950
Pensions	287,397,679	814,941,440	814,941,440
Pensions Arrears	-	-	-
Salary Arrears	-	-	-
Sector Conditional Grant - Non Wage Recurrent	1,691,021,425	1,860,671,262	1,860,671,262
Sector Conditional Grant - Development	1,105,791,502	1,115,042,118	1,115,042,118
Sector Conditional Grant - Wage Recurrent	10,539,145,123	10,539,145,123	10,539,145,123
Support Services Conditional Grant - Non Wage Recu	-	-	-
Transitional Conditional Grant – Development	-	-	-
Urban Discretionary Equalisation Development Grant	17,164,859,469	21,790,824,497	21,790,824,497
Urban Unconditional Grant Wage	1,046,926,211	1,046,926,211	1,046,926,211
Urban Unconditional Non-Wage	327,062,337	440,702,337	440,702,337
Katakwi District	33,434,689,088	39,949,182,654	39,949,182,654
District Discretionary Equalisation Development Gr	441,980,600	441,980,600	441,980,600
District Unconditional Grant Non-Wage	692,747,907	861,467,907	861,467,907
District Unconditional Grant Wage	2,466,015,520	2,466,015,520	2,466,015,520
Gratuity	365,824,456	1,460,835,635	1,460,835,635
Pensions	751,741,738	2,131,629,929	2,131,629,929
Pensions Arrears	70,231,791	70,231,791	70,231,791
Salary Arrears	58,262,337	58,262,337	58,262,337
Sector Conditional Grant - Non Wage Recurrent	3,820,172,614	4,325,157,788	4,325,157,788
Sector Conditional Grant - Development	6,454,101,567	8,295,825,973	8,295,825,973

LG/Item	Sum of Approved Budget	Sum of Revised Budget	Sum of Release
Sector Conditional Grant - Wage Recurrent	16,888,146,543	18,412,311,159	18,412,311,159
Support Services Conditional Grant - Non Wage Recu	-	-	-
Transitional Conditional Grant – Development	1,014,814,815	1,014,814,815	1,014,814,815
Urban Discretionary Equalisation Development Grant	20,128,173	20,128,173	20,128,173
Urban Unconditional Grant Wage	295,955,550	295,955,550	295,955,550
Urban Unconditional Non-Wage	94,565,476	94,565,476	94,565,476
Kayunga District	42,787,880,703	47,670,377,982	47,670,377,982
District Discretionary Equalisation Development Gr	640,832,572	640,832,572	640,832,572
District Unconditional Grant Non-Wage	745,469,615	864,309,615	864,309,615
District Unconditional Grant Wage	2,136,621,459	3,022,895,573	3,022,895,573
Gratuity	300,111,304	1,198,425,312	1,198,425,312
Pensions	687,897,325	1,950,593,469	1,950,593,469
Pensions Arrears	718,260,864	718,260,864	718,260,864
Salary Arrears	103,810,220	103,810,220	103,810,220
Sector Conditional Grant - Non Wage Recurrent	4,943,067,622	5,366,893,526	5,366,893,526
Sector Conditional Grant - Development	1,990,512,163	3,054,500,191	3,054,500,191
Sector Conditional Grant - Wage Recurrent	27,487,758,487	27,716,317,567	27,716,317,567
Support Services Conditional Grant - Non Wage Recu	-	-	-
Transitional Conditional Grant – Development	2,304,814,815	2,304,814,815	2,304,814,815
Urban Discretionary Equalisation Development Grant	88,727,510	88,727,510	88,727,510
Urban Unconditional Grant Wage	357,022,836	357,022,836	357,022,836
Urban Unconditional Non-Wage	282,973,910	282,973,910	282,973,910
Kazo District	22,963,997,365	27,665,647,491	27,665,647,491
District Discretionary Equalisation Development Gr	373,894,214	373,894,214	373,894,214
District Unconditional Grant Non-Wage	617,068,792	705,628,792	705,628,792
District Unconditional Grant Wage	2,218,476,179	2,218,476,179	2,218,476,179
Gratuity	211,154,978	843,198,729	843,198,729
Pensions	134,808,502	382,261,383	382,261,383
Pensions Arrears	-	-	-

LG/Item	Sum of Approved Budget	Sum of Revised Budget	Sum of Release
Salary Arrears	-	-	-
Sector Conditional Grant - Non Wage Recurrent	2,140,140,469	2,449,087,664	2,449,087,664
Sector Conditional Grant - Development	4,585,043,284	6,730,212,729	6,730,212,729
Sector Conditional Grant - Wage Recurrent	11,831,645,087	13,111,121,939	13,111,121,939
Support Services Conditional Grant - Non Wage Recu	-	-	-
Transitional Conditional Grant – Development	414,814,815	414,814,815	414,814,815
Urban Discretionary Equalisation Development Grant	26,641,845	26,641,845	26,641,845
Urban Unconditional Grant Wage	315,518,890	315,518,890	315,518,890
Urban Unconditional Non-Wage	94,790,310	94,790,310	94,790,310
Kibaale District	28,079,449,542	34,311,669,465	34,311,669,465
District Discretionary Equalisation Development Gr	497,723,629	497,723,629	497,723,629
District Unconditional Grant Non-Wage	661,279,719	889,759,719	889,759,719
District Unconditional Grant Wage	2,546,738,229	2,546,738,229	2,546,738,229
Gratuity	131,565,546	525,376,679	525,376,679
Pensions	657,428,845	1,864,197,409	1,864,197,409
Pensions Arrears	137,561,977	137,561,977	137,561,977
Salary Arrears	-	-	-
Sector Conditional Grant - Non Wage Recurrent	1,759,359,699	2,228,323,171	2,228,323,171
Sector Conditional Grant - Development	6,800,419,073	9,481,056,502	9,481,056,502
Sector Conditional Grant - Wage Recurrent	11,484,825,707	12,738,385,031	12,738,385,031
Support Services Conditional Grant - Non Wage Recu	-	-	-
Transitional Conditional Grant – Development	2,764,814,815	2,764,814,815	2,764,814,815
Urban Discretionary Equalisation Development Grant	20,094,962	20,094,962	20,094,962
Urban Unconditional Grant Wage	545,726,933	545,726,933	545,726,933
Urban Unconditional Non-Wage	71,910,409	71,910,409	71,910,409
Kiboga District	29,717,516,297	34,347,475,951	34,347,475,951
District Discretionary Equalisation Development Gr	313,561,559	313,561,559	313,561,559
District Unconditional Grant Non-Wage	566,712,836	765,312,836	765,312,836
District Unconditional Grant Wage	2,552,717,635	2,552,717,635	2,552,717,635

LG/Item	Sum of Approved Budget	Sum of Revised Budget	Sum of Release
Gratuity	140,295,743	1,437,783,159	1,437,783,159
Pensions	394,865,241	1,119,675,180	1,119,675,180
Pensions Arrears	29,648,614	29,648,614	29,648,614
Salary Arrears	145,259,740	145,259,740	145,259,740
Sector Conditional Grant - Non Wage Recurrent	2,975,093,019	3,377,208,320	3,377,208,320
Sector Conditional Grant - Development	2,746,516,286	3,967,006,720	3,967,006,720
Sector Conditional Grant - Wage Recurrent	17,954,432,074	18,740,888,638	18,740,888,638
Support Services Conditional Grant - Non Wage Recu	-	-	-
Transitional Conditional Grant – Development	1,314,814,815	1,314,814,815	1,314,814,815
Urban Discretionary Equalisation Development Grant	31,860,428	31,860,428	31,860,428
Urban Unconditional Grant Wage	439,821,044	439,821,044	439,821,044
Urban Unconditional Non-Wage	111,917,263	111,917,263	111,917,263
Kibuku District	25,284,304,649	29,104,889,393	29,104,889,393
District Discretionary Equalisation Development Gr	658,553,699	658,553,699	658,553,699
District Unconditional Grant Non-Wage	730,441,745	848,521,745	848,521,745
District Unconditional Grant Wage	2,189,985,287	2,245,295,042	2,245,295,042
Gratuity	210,390,253	840,144,976	840,144,976
Pensions	390,134,970	1,106,262,078	1,106,262,078
Pensions Arrears	25,920,000	25,920,000	25,920,000
Salary Arrears	22,517,882	22,517,882	22,517,882
Sector Conditional Grant - Non Wage Recurrent	3,236,271,206	3,565,476,544	3,565,476,544
Sector Conditional Grant - Development	2,530,218,925	3,667,870,180	3,667,870,180
Sector Conditional Grant - Wage Recurrent	14,642,522,907	15,476,979,471	15,476,979,471
Support Services Conditional Grant - Non Wage Recu	-	-	-
Transitional Conditional Grant – Development	154,993,315	154,993,315	154,993,315
Urban Discretionary Equalisation Development Grant	41,100,226	41,100,226	41,100,226
Urban Unconditional Grant Wage	315,251,911	315,251,911	315,251,911
Urban Unconditional Non-Wage	136,002,323	136,002,323	136,002,323
Kikuube District	24,854,099,326	27,528,279,313	27,528,279,313

LG/Item	Sum of Approved Budget	Sum of Revised Budget	Sum of Release
District Discretionary Equalisation Development Gr	632,931,348	632,931,348	632,931,348
District Unconditional Grant Non-Wage	785,414,375	902,393,128	902,393,128
District Unconditional Grant Wage	1,723,904,351	1,723,904,351	1,723,904,351
Gratuity	125,197,174	499,946,054	499,946,054
Pensions	156,808,609	444,644,626	444,644,626
Pensions Arrears	-	-	-
Salary Arrears	-	-	-
Sector Conditional Grant - Non Wage Recurrent	3,953,504,395	4,260,676,755	4,260,676,755
Sector Conditional Grant - Development	3,230,616,463	4,154,752,388	4,154,752,388
Sector Conditional Grant - Wage Recurrent	13,882,081,461	14,545,389,513	14,545,389,513
Support Services Conditional Grant - Non Wage Recu	-	-	-
Transitional Conditional Grant – Development	14,814,815	14,814,815	14,814,815
Urban Discretionary Equalisation Development Grant	25,167,118	25,167,118	25,167,118
Urban Unconditional Grant Wage	233,000,000	233,000,000	233,000,000
Urban Unconditional Non-Wage	90,659,217	90,659,217	90,659,217
Kira Municipal Council	15,904,857,170	18,427,616,330	18,427,616,330
District Discretionary Equalisation Development Gr	-	-	-
Gratuity	196,996,372	786,659,602	786,659,602
Pensions	164,077,236	465,255,457	465,255,457
Pensions Arrears	-	-	-
Salary Arrears	24,814,440	24,814,440	24,814,440
Sector Conditional Grant - Non Wage Recurrent	2,067,463,439	2,185,865,461	2,185,865,461
Sector Conditional Grant - Development	2,661,767,910	2,671,018,525	2,671,018,525
Sector Conditional Grant - Wage Recurrent	6,146,792,181	6,146,792,181	6,146,792,181
Support Services Conditional Grant - Non Wage Recu	-	-	-
Transitional Conditional Grant – Development	1,500,000,000	1,500,000,000	1,500,000,000
Urban Discretionary Equalisation Development Grant	1,116,494,140	1,116,494,140	1,116,494,140
Urban Unconditional Grant Wage	1,268,815,297	2,476,460,369	2,476,460,369
Urban Unconditional Non-Wage	757,636,155	1,054,256,155	1,054,256,155

LG/Item	Sum of Approved Budget	Sum of Revised Budget	Sum of Release
Kiruhura District	22,058,385,401	26,982,309,792	26,982,309,792
District Discretionary Equalisation Development Gr	377,372,918	377,372,918	377,372,918
District Unconditional Grant Non-Wage	642,046,336	800,352,321	800,352,321
District Unconditional Grant Wage	2,069,903,983	3,341,942,093	3,341,942,093
Gratuity	150,217,271	599,858,045	599,858,045
Pensions	363,447,137	1,030,586,376	1,030,586,376
Pensions Arrears	-	-	-
Salary Arrears	42,087,426	42,087,426	42,087,426
Sector Conditional Grant - Non Wage Recurrent	2,282,906,442	2,636,276,763	2,636,276,763
Sector Conditional Grant - Development	3,675,364,243	4,249,029,589	4,249,029,589
Sector Conditional Grant - Wage Recurrent	11,628,655,323	13,078,419,939	13,078,419,939
Support Services Conditional Grant - Non Wage Recu	-	-	-
Transitional Conditional Grant – Development	414,814,815	414,814,815	414,814,815
Urban Discretionary Equalisation Development Grant	24,648,372	24,648,372	24,648,372
Urban Unconditional Grant Wage	291,528,244	291,528,244	291,528,244
Urban Unconditional Non-Wage	95,392,890	95,392,890	95,392,890
Kiryandongo District	40,170,952,148	44,862,883,067	44,862,883,067
District Discretionary Equalisation Development Gr	8,381,392,237	8,381,392,237	8,381,392,237
District Unconditional Grant Non-Wage	679,083,110	858,360,807	858,360,807
District Unconditional Grant Wage	1,783,569,976	1,783,569,976	1,783,569,976
Gratuity	159,786,174	638,069,251	638,069,251
Pensions	673,808,663	1,910,643,828	1,910,643,828
Pensions Arrears	991,280,282	991,280,282	991,280,282
Salary Arrears	21,585,540	21,585,540	21,585,540
Sector Conditional Grant - Non Wage Recurrent	4,228,493,165	4,670,335,968	4,670,335,968
Sector Conditional Grant - Development	2,894,457,436	4,586,841,562	4,586,841,562
Sector Conditional Grant - Wage Recurrent	19,437,061,258	20,100,369,310	20,100,369,310
Support Services Conditional Grant - Non Wage Recu	-	-	-
Transitional Conditional Grant – Development	214,814,815	214,814,815	214,814,815

LG/Item	Sum of Approved Budget	Sum of Revised Budget	Sum of Release
Urban Discretionary Equalisation Development Grant	47,507,773	47,507,773	47,507,773
Urban Unconditional Grant Wage	492,046,553	492,046,553	492,046,553
Urban Unconditional Non-Wage	166,065,167	166,065,167	166,065,167
Kisoro District	46,362,147,103	53,261,728,297	53,261,728,297
District Discretionary Equalisation Development Gr	523,834,532	523,834,532	523,834,532
District Unconditional Grant Non-Wage	772,216,099	987,772,069	987,772,069
District Unconditional Grant Wage	3,207,204,822	4,054,914,232	4,054,914,232
Gratuity	632,138,854	2,524,300,793	2,524,300,793
Pensions	135,014,119	1,864,574,960	1,864,574,960
Pensions Arrears	242,313,223	242,313,223	242,313,223
Salary Arrears	73,002,513	73,002,513	73,002,513
Sector Conditional Grant - Non Wage Recurrent	4,908,143,480	5,396,796,846	5,396,796,846
Sector Conditional Grant - Development	2,594,936,954	3,657,568,571	3,657,568,571
Sector Conditional Grant - Wage Recurrent	30,881,981,092	31,545,289,144	31,545,289,144
Support Services Conditional Grant - Non Wage Recu	-	-	-
Transitional Conditional Grant – Development	1,664,814,815	1,664,814,815	1,664,814,815
Urban Discretionary Equalisation Development Grant	57,926,267	57,926,267	57,926,267
Urban Unconditional Grant Wage	460,422,797	460,422,797	460,422,797
Urban Unconditional Non-Wage	208,197,536	208,197,536	208,197,536
Kisoro Municipal Council	4,109,079,345	5,332,165,407	5,332,165,407
District Discretionary Equalisation Development Gr	-	-	-
Gratuity	41,917,581	211,529,099	211,529,099
Pensions	60,458,125	171,434,340	171,434,340
Pensions Arrears	-	-	-
Salary Arrears	-	-	-
Sector Conditional Grant - Non Wage Recurrent	269,222,286	312,330,262	312,330,262
Sector Conditional Grant - Development	1,116,060,211	1,125,310,827	1,125,310,827
Sector Conditional Grant - Wage Recurrent	1,511,443,793	1,696,054,361	1,696,054,361
Support Services Conditional Grant - Non Wage Recu	-	-	-

LG/Item	Sum of Approved Budget	Sum of Revised Budget	Sum of Release
Transitional Conditional Grant – Development	-	-	-
Urban Discretionary Equalisation Development Grant	108,883,101	108,883,101	108,883,101
Urban Unconditional Grant Wage	799,637,553	1,360,290,751	1,360,290,751
Urban Unconditional Non-Wage	201,456,696	346,332,666	346,332,666
Kitagwenda District	23,476,828,641	27,737,717,293	27,737,717,293
District Discretionary Equalisation Development Gr	345,670,158	345,670,158	345,670,158
District Unconditional Grant Non-Wage	555,420,663	635,820,663	635,820,663
District Unconditional Grant Wage	2,205,467,199	2,205,467,199	2,205,467,199
Gratuity	145,213,302	872,205,107	872,205,107
Pensions	176,985,637	501,858,366	501,858,366
Pensions Arrears	918,363,638	918,363,638	918,363,638
Salary Arrears	-	-	-
Sector Conditional Grant - Non Wage Recurrent	2,287,252,580	2,687,892,225	2,687,892,225
Sector Conditional Grant - Development	3,106,085,363	5,170,761,784	5,170,761,784
Sector Conditional Grant - Wage Recurrent	13,222,460,484	13,885,768,536	13,885,768,536
Support Services Conditional Grant - Non Wage Recu	-	-	-
Transitional Conditional Grant – Development	14,814,815	14,814,815	14,814,815
Urban Discretionary Equalisation Development Grant	28,475,556	28,475,556	28,475,556
Urban Unconditional Grant Wage	362,707,163	362,707,163	362,707,163
Urban Unconditional Non-Wage	107,912,085	107,912,085	107,912,085
Kitgum District	33,249,963,327	39,696,408,556	39,696,408,556
District Discretionary Equalisation Development Gr	567,829,618	567,829,618	567,829,618
District Unconditional Grant Non-Wage	696,065,123	983,345,123	983,345,123
District Unconditional Grant Wage	2,701,583,004	2,701,583,004	2,701,583,004
Gratuity	24,471,908	829,679,340	829,679,340
Pensions	1,030,496,940	2,922,064,861	2,922,064,861
Pensions Arrears	1,016,871,920	1,016,871,920	1,016,871,920
Salary Arrears	570,135,179	570,135,179	570,135,179
Sector Conditional Grant - Non Wage Recurrent	3,284,480,657	3,639,751,343	3,639,751,343

LG/Item	Sum of Approved Budget	Sum of Revised Budget	Sum of Release
Sector Conditional Grant - Development	2,709,331,399	4,955,594,025	4,955,594,025
Sector Conditional Grant - Wage Recurrent	20,509,938,484	21,370,795,048	21,370,795,048
Support Services Conditional Grant - Non Wage Recu	-	-	-
Transitional Conditional Grant – Development	14,814,815	14,814,815	14,814,815
Urban Discretionary Equalisation Development Grant	9,082,420	9,082,420	9,082,420
Urban Unconditional Grant Wage	79,019,074	79,019,074	79,019,074
Urban Unconditional Non-Wage	35,842,787	35,842,787	35,842,787
Kitgum Municipal Council	21,120,126,645	22,592,772,310	22,592,772,310
District Discretionary Equalisation Development Gr	-	-	-
Gratuity	238,937,505	954,141,848	954,141,848
Pensions	156,757,989	444,501,089	444,501,089
Pensions Arrears	-	-	-
Salary Arrears	-	-	-
Sector Conditional Grant - Non Wage Recurrent	1,082,677,820	1,449,645,428	1,449,645,428
Sector Conditional Grant - Development	1,128,201,269	1,137,451,885	1,137,451,885
Sector Conditional Grant - Wage Recurrent	3,382,810,296	3,382,810,296	3,382,810,296
Support Services Conditional Grant - Non Wage Recu	-	-	-
Transitional Conditional Grant – Development	-	-	-
Urban Discretionary Equalisation Development Grant	13,826,327,630	13,826,327,630	13,826,327,630
Urban Unconditional Grant Wage	1,063,531,990	1,063,531,990	1,063,531,990
Urban Unconditional Non-Wage	240,882,146	334,362,146	334,362,146
Koboko District	22,904,768,127	27,627,524,800	27,627,524,800
District Discretionary Equalisation Development Gr	503,267,327	503,267,327	503,267,327
District Unconditional Grant Non-Wage	636,821,791	890,501,791	890,501,791
District Unconditional Grant Wage	1,684,121,895	2,873,219,412	2,873,219,412
Gratuity	108,257,466	589,337,217	589,337,217
Pensions	322,686,856	915,007,010	915,007,010
Pensions Arrears	299,988,395	299,988,395	299,988,395
Salary Arrears	125,904,526	125,904,526	125,904,526

LG/Item	Sum of Approved Budget	Sum of Revised Budget	Sum of Release
Sector Conditional Grant - Non Wage Recurrent	3,466,524,245	3,777,730,699	3,777,730,699
Sector Conditional Grant - Development	2,575,156,489	3,807,221,235	3,807,221,235
Sector Conditional Grant - Wage Recurrent	12,619,786,466	13,283,094,518	13,283,094,518
Support Services Conditional Grant - Non Wage Recu	-	-	-
Transitional Conditional Grant – Development	414,814,815	414,814,815	414,814,815
Urban Discretionary Equalisation Development Grant	14,144,963	14,144,963	14,144,963
Urban Unconditional Grant Wage	79,019,074	79,019,074	79,019,074
Urban Unconditional Non-Wage	54,273,819	54,273,819	54,273,819
Koboko Municipal Council	9,034,686,750	10,613,397,445	10,613,397,445
District Discretionary Equalisation Development Gr	-	-	-
Gratuity	27,999,500	176,073,971	176,073,971
Pensions	70,960,921	201,215,943	201,215,943
Pensions Arrears	-	-	-
Salary Arrears	-	-	-
Sector Conditional Grant - Non Wage Recurrent	975,833,954	1,041,488,638	1,041,488,638
Sector Conditional Grant - Development	1,736,520,745	2,494,232,611	2,494,232,611
Sector Conditional Grant - Wage Recurrent	4,830,355,393	5,203,450,045	5,203,450,045
Support Services Conditional Grant - Non Wage Recu	-	-	-
Transitional Conditional Grant – Development	-	-	-
Urban Discretionary Equalisation Development Grant	300,189,410	300,189,410	300,189,410
Urban Unconditional Grant Wage	829,883,766	829,883,766	829,883,766
Urban Unconditional Non-Wage	262,943,061	366,863,061	366,863,061
Kole District	30,254,188,693	35,245,683,861	35,245,683,861
District Discretionary Equalisation Development Gr	602,046,063	602,046,063	602,046,063
District Unconditional Grant Non-Wage	657,786,808	782,706,808	782,706,808
District Unconditional Grant Wage	2,146,309,537	2,654,718,829	2,654,718,829
Gratuity	83,346,020	332,823,118	332,823,118
Pensions	489,954,432	1,389,308,958	1,389,308,958
Pensions Arrears	261,117,009	261,117,009	261,117,009

LG/Item	Sum of Approved Budget	Sum of Revised Budget	Sum of Release
Salary Arrears	314,885,521	314,885,521	314,885,521
Sector Conditional Grant - Non Wage Recurrent	3,591,709,011	3,900,609,085	3,900,609,085
Sector Conditional Grant - Development	4,905,533,121	6,971,510,735	6,971,510,735
Sector Conditional Grant - Wage Recurrent	16,327,371,873	17,161,828,437	17,161,828,437
Support Services Conditional Grant - Non Wage Recu	-	-	-
Transitional Conditional Grant – Development	314,814,815	314,814,815	314,814,815
Urban Discretionary Equalisation Development Grant	41,897,396	41,897,396	41,897,396
Urban Unconditional Grant Wage	366,638,162	366,638,162	366,638,162
Urban Unconditional Non-Wage	150,778,926	150,778,926	150,778,926
Kotido District	14,835,401,393	17,239,692,117	17,239,692,117
District Discretionary Equalisation Development Gr	483,104,512	483,104,512	483,104,512
District Unconditional Grant Non-Wage	558,441,492	620,121,492	620,121,492
District Unconditional Grant Wage	2,097,729,219	2,097,729,219	2,097,729,219
Gratuity	114,197,662	456,022,037	456,022,037
Pensions	182,149,207	516,500,125	516,500,125
Pensions Arrears	291,299,240	291,299,240	291,299,240
Salary Arrears	85,883,577	85,883,577	85,883,577
Sector Conditional Grant - Non Wage Recurrent	1,519,184,740	1,754,127,018	1,754,127,018
Sector Conditional Grant - Development	2,521,744,284	3,079,442,928	3,079,442,928
Sector Conditional Grant - Wage Recurrent	6,484,502,115	7,358,296,623	7,358,296,623
Support Services Conditional Grant - Non Wage Recu	-	-	-
Transitional Conditional Grant – Development	214,814,815	214,814,815	214,814,815
Urban Discretionary Equalisation Development Grant	16,243,438	16,243,438	16,243,438
Urban Unconditional Grant Wage	214,375,485	214,375,485	214,375,485
Urban Unconditional Non-Wage	51,731,608	51,731,608	51,731,608
Kotido Municipal Council	8,613,195,313	9,400,359,179	9,400,359,179
District Discretionary Equalisation Development Gr	-	-	-
Gratuity	30,796,343	175,904,781	175,904,781
Pensions	40,507,249	114,861,875	114,861,875

LG/Item	Sum of Approved Budget	Sum of Revised Budget	Sum of Release
Pensions Arrears	-	-	-
Salary Arrears	-	-	-
Sector Conditional Grant - Non Wage Recurrent	1,285,119,623	1,480,453,705	1,480,453,705
Sector Conditional Grant - Development	1,171,041,617	1,183,375,771	1,183,375,771
Sector Conditional Grant - Wage Recurrent	4,655,675,916	4,861,886,484	4,861,886,484
Support Services Conditional Grant - Non Wage Recu	-	-	-
Transitional Conditional Grant – Development	-	-	-
Urban Discretionary Equalisation Development Grant	245,433,123	245,433,123	245,433,123
Urban Unconditional Grant Wage	923,076,818	923,076,818	923,076,818
Urban Unconditional Non-Wage	261,544,622	415,366,622	415,366,622
Kumi District	31,012,675,328	40,628,823,821	40,628,823,821
District Discretionary Equalisation Development Gr	508,941,773	508,941,773	508,941,773
District Unconditional Grant Non-Wage	689,795,768	788,475,768	788,475,768
District Unconditional Grant Wage	2,594,175,799	5,450,708,002	5,450,708,002
Gratuity	588,210,994	2,348,885,010	2,348,885,010
Pensions	1,443,478,369	4,093,110,087	4,093,110,087
Pensions Arrears	763,177,714	763,177,714	763,177,714
Salary Arrears	133,222,885	133,222,885	133,222,885
Sector Conditional Grant - Non Wage Recurrent	4,216,001,561	4,686,017,466	4,686,017,466
Sector Conditional Grant - Development	3,206,311,112	4,200,469,198	4,200,469,198
Sector Conditional Grant - Wage Recurrent	16,549,581,703	17,336,038,267	17,336,038,267
Support Services Conditional Grant - Non Wage Recu	-	-	-
Transitional Conditional Grant – Development	14,814,815	14,814,815	14,814,815
Urban Discretionary Equalisation Development Grant	28,648,496	28,648,496	28,648,496
Urban Unconditional Grant Wage	169,196,695	169,196,695	169,196,695
Urban Unconditional Non-Wage	107,117,644	107,117,644	107,117,644
Kumi Municipal Council	8,261,284,960	9,123,199,344	9,123,199,344
District Discretionary Equalisation Development Gr	-	-	-
Gratuity	52,099,573	208,047,635	208,047,635

LG/Item	Sum of Approved Budget	Sum of Revised Budget	Sum of Release
Pensions	89,204,660	252,947,672	252,947,672
Pensions Arrears	-	-	-
Salary Arrears	25,205,396	25,205,396	25,205,396
Sector Conditional Grant - Non Wage Recurrent	874,000,441	1,015,759,887	1,015,759,887
Sector Conditional Grant - Development	1,125,634,419	1,131,801,496	1,131,801,496
Sector Conditional Grant - Wage Recurrent	4,853,049,784	4,976,198,296	4,976,198,296
Support Services Conditional Grant - Non Wage Recu	-	-	-
Transitional Conditional Grant – Development	200,000,000	200,000,000	200,000,000
Urban Discretionary Equalisation Development Grant	144,473,321	144,473,321	144,473,321
Urban Unconditional Grant Wage	674,928,033	733,836,308	733,836,308
Urban Unconditional Non-Wage	222,689,332	434,929,332	434,929,332
Kwania District	25,130,310,968	27,175,595,162	27,175,595,162
District Discretionary Equalisation Development Gr	422,802,172	422,802,172	422,802,172
District Unconditional Grant Non-Wage	658,948,576	759,268,576	759,268,576
District Unconditional Grant Wage	2,612,730,191	2,612,730,191	2,612,730,191
Gratuity	224,587,344	896,837,788	896,837,788
Pensions	246,997,965	700,384,492	700,384,492
Pensions Arrears	-	-	-
Salary Arrears	56,400,000	56,400,000	56,400,000
Sector Conditional Grant - Non Wage Recurrent	3,184,060,437	3,439,677,083	3,439,677,083
Sector Conditional Grant - Development	2,019,702,516	2,583,413,095	2,583,413,095
Sector Conditional Grant - Wage Recurrent	15,272,197,351	15,272,197,351	15,272,197,351
Support Services Conditional Grant - Non Wage Recu	-	-	-
Transitional Conditional Grant – Development	14,814,815	14,814,815	14,814,815
Urban Discretionary Equalisation Development Grant	24,433,974	24,433,974	24,433,974
Urban Unconditional Grant Wage	303,916,042	303,916,042	303,916,042
Urban Unconditional Non-Wage	88,719,585	88,719,585	88,719,585
Kween District	23,151,321,627	27,339,061,359	27,339,061,359
District Discretionary Equalisation Development Gr	299,016,714	299,016,714	299,016,714

LG/Item	Sum of Approved Budget	Sum of Revised Budget	Sum of Release
District Unconditional Grant Non-Wage	628,069,306	966,806,172	966,806,172
District Unconditional Grant Wage	2,349,363,553	2,349,363,553	2,349,363,553
Gratuity	129,069,249	515,408,293	515,408,293
Pensions	455,092,140	1,290,453,856	1,290,453,856
Pensions Arrears	-	-	-
Salary Arrears	-	-	-
Sector Conditional Grant - Non Wage Recurrent	2,157,289,220	2,686,255,906	2,686,255,906
Sector Conditional Grant - Development	2,824,390,024	3,596,109,340	3,596,109,340
Sector Conditional Grant - Wage Recurrent	13,539,800,715	14,866,416,819	14,866,416,819
Support Services Conditional Grant - Non Wage Recu	-	-	-
Transitional Conditional Grant – Development	364,814,815	364,814,815	364,814,815
Urban Discretionary Equalisation Development Grant	13,443,292	13,443,292	13,443,292
Urban Unconditional Grant Wage	330,568,088	330,568,088	330,568,088
Urban Unconditional Non-Wage	60,404,512	60,404,512	60,404,512
Kyankwanzi District	29,385,869,264	34,662,050,934	34,662,050,934
District Discretionary Equalisation Development Gr	590,312,826	590,312,826	590,312,826
District Unconditional Grant Non-Wage	848,940,627	1,126,785,427	1,126,785,427
District Unconditional Grant Wage	2,456,489,133	2,456,489,133	2,456,489,133
Gratuity	138,137,989	551,622,216	551,622,216
Pensions	339,310,317	962,144,297	962,144,297
Pensions Arrears	263,388,719	263,388,719	263,388,719
Salary Arrears	4,568,140	4,568,140	4,568,140
Sector Conditional Grant - Non Wage Recurrent	3,266,645,297	3,713,139,298	3,713,139,298
Sector Conditional Grant - Development	4,229,797,733	5,776,137,491	5,776,137,491
Sector Conditional Grant - Wage Recurrent	16,275,142,397	18,244,327,301	18,244,327,301
Support Services Conditional Grant - Non Wage Recu	-	-	-
Transitional Conditional Grant – Development	214,814,815	214,814,815	214,814,815
Urban Discretionary Equalisation Development Grant	46,082,589	46,082,589	46,082,589
Urban Unconditional Grant Wage	543,856,139	543,856,139	543,856,139

LG/Item	Sum of Approved Budget	Sum of Revised Budget	Sum of Release
Urban Unconditional Non-Wage	168,382,543	168,382,543	168,382,543
Kyegegwa District	27,335,610,985	35,983,428,708	35,983,428,708
District Discretionary Equalisation Development Gr	796,806,562	796,806,562	796,806,562
District Unconditional Grant Non-Wage	838,229,798	1,153,389,798	1,153,389,798
District Unconditional Grant Wage	2,263,051,768	4,371,557,779	4,371,557,779
Gratuity	464,573,983	1,855,169,109	1,855,169,109
Pensions	380,394,534	1,188,227,079	1,188,227,079
Pensions Arrears	77,148,455	77,148,455	77,148,455
Salary Arrears	233,830,264	233,830,264	233,830,264
Sector Conditional Grant - Non Wage Recurrent	4,661,332,947	5,051,387,424	5,051,387,424
Sector Conditional Grant - Development	3,088,444,218	5,594,531,583	5,594,531,583
Sector Conditional Grant - Wage Recurrent	13,633,977,253	14,763,559,453	14,763,559,453
Support Services Conditional Grant - Non Wage Recu	-	-	-
Transitional Conditional Grant – Development	14,814,815	14,814,815	14,814,815
Urban Discretionary Equalisation Development Grant	88,493,153	88,493,153	88,493,153
Urban Unconditional Grant Wage	497,749,024	497,749,024	497,749,024
Urban Unconditional Non-Wage	296,764,211	296,764,211	296,764,211
Kyenjojo District	40,832,044,217	52,872,824,937	52,872,824,937
District Discretionary Equalisation Development Gr	832,465,705	832,465,705	832,465,705
District Unconditional Grant Non-Wage	1,041,820,395	1,535,839,022	1,535,839,022
District Unconditional Grant Wage	3,448,918,992	4,499,207,976	4,499,207,976
Gratuity	336,300,790	1,342,939,682	1,342,939,682
Pensions	648,917,930	1,840,063,961	1,840,063,961
Pensions Arrears	36,661,615	36,661,615	36,661,615
Salary Arrears	622,955,728	622,955,728	622,955,728
Sector Conditional Grant - Non Wage Recurrent	5,585,663,725	6,351,241,495	6,351,241,495
Sector Conditional Grant - Development	4,218,419,966	9,698,534,910	9,698,534,910
Sector Conditional Grant - Wage Recurrent	21,946,428,037	23,999,423,509	23,999,423,509
Support Services Conditional Grant - Non Wage Recu	380,000,000	380,000,000	380,000,000

LG/Item	Sum of Approved Budget	Sum of Revised Budget	Sum of Release
Transitional Conditional Grant – Development	14,814,815	14,814,815	14,814,815
Urban Discretionary Equalisation Development Grant	125,408,445	125,408,445	125,408,445
Urban Unconditional Grant Wage	1,153,225,655	1,153,225,655	1,153,225,656
Urban Unconditional Non-Wage	440,042,418	440,042,418	440,042,418
Kyotera District	38,860,595,550	47,346,477,709	47,346,477,709
District Discretionary Equalisation Development Gr	384,066,584	384,066,584	384,066,584
District Unconditional Grant Non-Wage	712,341,744	1,003,205,806	1,003,205,806
District Unconditional Grant Wage	2,538,788,750	3,255,583,748	3,255,583,748
Gratuity	400,595,575	2,156,213,836	2,156,213,836
Pensions	644,086,800	1,826,364,866	1,826,364,866
Pensions Arrears	292,125,673	292,125,673	292,125,673
Salary Arrears	-	-	-
Sector Conditional Grant - Non Wage Recurrent	5,044,416,303	5,541,484,757	5,541,484,757
Sector Conditional Grant - Development	2,518,269,251	5,761,608,948	5,761,608,948
Sector Conditional Grant - Wage Recurrent	25,482,376,447	26,282,295,067	26,282,295,067
Support Services Conditional Grant - Non Wage Recu	-	-	-
Transitional Conditional Grant – Development	214,814,815	214,814,815	214,814,815
Urban Discretionary Equalisation Development Grant	45,105,348	45,105,348	45,105,348
Urban Unconditional Grant Wage	412,491,646	412,491,646	412,491,646
Urban Unconditional Non-Wage	171,116,616	171,116,616	171,116,616
Lamwo District	26,870,513,909	34,483,521,125	34,483,521,125
District Discretionary Equalisation Development Gr	6,049,076,699	7,876,221,948	7,876,221,948
District Unconditional Grant Non-Wage	614,595,678	724,275,678	724,275,678
District Unconditional Grant Wage	2,388,702,288	2,388,702,288	2,388,702,288
Gratuity	240,713,944	1,324,612,927	1,324,612,927
Pensions	160,855,416	495,998,646	495,998,646
Pensions Arrears	-	-	-
Salary Arrears	-	-	-
Sector Conditional Grant - Non Wage Recurrent	2,568,287,731	2,857,512,923	2,857,512,923

LG/Item	Sum of Approved Budget	Sum of Revised Budget	Sum of Release
Sector Conditional Grant - Development	2,547,860,146	5,729,318,145	5,729,318,145
Sector Conditional Grant - Wage Recurrent	11,956,083,015	12,742,539,579	12,742,539,579
Support Services Conditional Grant - Non Wage Recu	-	-	-
Transitional Conditional Grant – Development	14,814,815	14,814,815	14,814,815
Urban Discretionary Equalisation Development Grant	28,534,000	28,534,000	28,534,000
Urban Unconditional Grant Wage	204,200,267	204,200,267	204,200,267
Urban Unconditional Non-Wage	96,789,911	96,789,911	96,789,911
Lira city	38,932,220,929	47,886,877,035	47,886,877,035
District Discretionary Equalisation Development Gr	-	-	-
District Unconditional Grant Non-Wage	-	-	-
Gratuity	861,458,960	3,440,037,775	3,440,037,775
Pensions	643,689,769	1,825,239,049	1,825,239,049
Pensions Arrears	-	-	-
Salary Arrears	-	-	-
Sector Conditional Grant - Non Wage Recurrent	3,637,146,580	3,855,607,305	3,855,607,305
Sector Conditional Grant - Development	3,086,336,948	3,128,665,057	3,128,665,057
Sector Conditional Grant - Wage Recurrent	14,018,247,500	15,442,955,336	15,442,955,336
Support Services Conditional Grant - Non Wage Recu	-	-	-
Transitional Conditional Grant – Development	-	-	-
Urban Discretionary Equalisation Development Grant	12,742,471,492	16,088,062,833	16,088,062,833
Urban Unconditional Grant Wage	3,442,466,970	3,442,466,970	3,442,466,970
Urban Unconditional Non-Wage	500,402,710	663,842,710	663,842,710
Lira District	34,161,565,576	41,788,482,016	41,788,482,016
District Discretionary Equalisation Development Gr	459,223,836	459,223,836	459,223,836
District Unconditional Grant Non-Wage	726,910,417	908,950,417	908,950,417
District Unconditional Grant Wage	2,320,332,458	2,320,332,458	2,320,332,458
Gratuity	378,090,232	1,509,816,185	1,509,816,185
Pensions	1,072,461,404	3,041,058,797	3,041,058,797
Pensions Arrears	2,837,257,912	2,837,257,912	2,837,257,912

LG/Item	Sum of Approved Budget	Sum of Revised Budget	Sum of Release
Salary Arrears	-	-	-
Sector Conditional Grant - Non Wage Recurrent	2,963,611,562	3,507,721,324	3,507,721,324
Sector Conditional Grant - Development	2,991,580,908	6,128,716,189	6,128,716,189
Sector Conditional Grant - Wage Recurrent	19,766,596,871	20,429,904,923	20,429,904,923
Support Services Conditional Grant - Non Wage Recu	460,000,000	460,000,000	460,000,000
Transitional Conditional Grant – Development	14,814,815	14,814,815	14,814,815
Urban Discretionary Equalisation Development Grant	19,066,966	19,066,966	19,066,966
Urban Unconditional Grant Wage	82,249,997	82,249,997	82,249,997
Urban Unconditional Non-Wage	69,368,198	69,368,198	69,368,198
Lugazi Municipal Council	23,635,745,601	24,868,539,808	24,868,539,808
District Discretionary Equalisation Development Gr	-	-	-
Gratuity	135,111,678	539,537,340	539,537,340
Pensions	122,472,573	347,281,770	347,281,770
Pensions Arrears	-	-	-
Salary Arrears	-	-	-
Sector Conditional Grant - Non Wage Recurrent	955,645,705	1,031,101,790	1,031,101,790
Sector Conditional Grant - Development	1,245,671,949	1,254,922,564	1,254,922,564
Sector Conditional Grant - Wage Recurrent	4,055,695,512	4,055,695,512	4,055,695,512
Support Services Conditional Grant - Non Wage Recu	-	-	-
Transitional Conditional Grant – Development	-	-	-
Urban Discretionary Equalisation Development Grant	15,921,519,542	16,310,172,189	16,310,172,189
Urban Unconditional Grant Wage	869,006,174	869,006,174	869,006,174
Urban Unconditional Non-Wage	330,622,469	460,822,469	460,822,469
Luuka District	29,902,011,857	36,970,202,059	36,970,202,059
District Discretionary Equalisation Development Gr	590,125,906	590,125,906	590,125,906
District Unconditional Grant Non-Wage	636,511,098	721,831,098	721,831,098
District Unconditional Grant Wage	1,607,250,487	2,539,240,584	2,539,240,584
Gratuity	578,493,803	2,310,081,650	2,310,081,650
Pensions	388,586,311	1,101,870,720	1,101,870,720

LG/Item	Sum of Approved Budget	Sum of Revised Budget	Sum of Release
Pensions Arrears	-	-	-
Salary Arrears	-	-	-
Sector Conditional Grant - Non Wage Recurrent	4,267,878,435	4,646,391,340	4,646,391,340
Sector Conditional Grant - Development	2,819,713,942	5,203,341,753	5,203,341,753
Sector Conditional Grant - Wage Recurrent	18,232,339,528	19,076,206,660	19,076,206,660
Support Services Conditional Grant - Non Wage Recu	-	-	-
Transitional Conditional Grant – Development	314,814,815	314,814,815	314,814,815
Urban Discretionary Equalisation Development Grant	44,745,299	44,745,299	44,745,299
Urban Unconditional Grant Wage	269,025,536	269,025,536	269,025,536
Urban Unconditional Non-Wage	152,526,696	152,526,696	152,526,696
Luwero District	68,705,977,638	85,399,220,648	85,399,220,648
District Discretionary Equalisation Development Gr	740,676,360	740,676,360	740,676,360
District Unconditional Grant Non-Wage	931,574,871	1,185,654,871	1,185,654,871
District Unconditional Grant Wage	2,792,975,757	5,267,078,519	5,267,078,519
Gratuity	1,291,150,399	5,155,911,483	5,155,911,483
Pensions	1,444,072,998	4,094,796,211	4,094,796,211
Pensions Arrears	258,085,735	258,085,735	258,085,735
Salary Arrears	109,093,819	109,093,819	109,093,819
Sector Conditional Grant - Non Wage Recurrent	8,114,528,008	8,869,145,336	8,869,145,336
Sector Conditional Grant - Development	4,654,179,113	10,562,681,172	10,562,681,172
Sector Conditional Grant - Wage Recurrent	46,672,733,654	47,459,190,218	47,459,190,218
Support Services Conditional Grant - Non Wage Recu	-	-	-
Transitional Conditional Grant – Development	214,814,815	214,814,815	214,814,815
Urban Discretionary Equalisation Development Grant	126,948,909	126,948,909	126,948,909
Urban Unconditional Grant Wage	930,381,046	930,381,046	930,381,046
Urban Unconditional Non-Wage	424,762,155	424,762,155	424,762,155
Lwengo District	34,631,564,400	40,776,019,593	40,776,019,593
District Discretionary Equalisation Development Gr	435,839,380	435,839,380	435,839,380
District Unconditional Grant Non-Wage	605,472,325	738,912,325	738,912,325

LG/Item	Sum of Approved Budget	Sum of Revised Budget	Sum of Release
District Unconditional Grant Wage	1,690,339,571	3,575,653,075	3,575,653,075
Gratuity	190,420,536	760,400,514	760,400,514
Pensions	432,450,282	1,308,376,231	1,308,376,231
Pensions Arrears	264,050,763	264,050,763	264,050,763
Salary Arrears	65,051,753	65,051,753	65,051,753
Sector Conditional Grant - Non Wage Recurrent	4,068,103,848	4,554,443,941	4,554,443,941
Sector Conditional Grant - Development	5,793,808,469	7,068,997,005	7,068,997,005
Sector Conditional Grant - Wage Recurrent	19,178,371,739	20,096,638,871	20,096,638,871
Support Services Conditional Grant - Non Wage Recu	-	-	-
Transitional Conditional Grant – Development	1,214,814,815	1,214,814,815	1,214,814,815
Urban Discretionary Equalisation Development Grant	56,915,825	56,915,825	56,915,825
Urban Unconditional Grant Wage	436,970,071	436,970,071	436,970,071
Urban Unconditional Non-Wage	198,955,024	198,955,024	198,955,024
Lyantonde District	21,550,119,489	24,856,072,371	24,856,072,371
District Discretionary Equalisation Development Gr	262,924,482	262,924,482	262,924,482
District Unconditional Grant Non-Wage	484,649,771	582,329,771	582,329,771
District Unconditional Grant Wage	1,577,298,579	1,577,298,579	1,577,298,579
Gratuity	54,876,713	219,137,505	219,137,505
Pensions	161,137,269	490,407,004	490,407,004
Pensions Arrears	557,987,540	557,987,540	557,987,540
Salary Arrears	124,477,149	124,477,149	124,477,149
Sector Conditional Grant - Non Wage Recurrent	2,214,329,303	2,557,403,525	2,557,403,525
Sector Conditional Grant - Development	2,347,077,102	3,659,994,019	3,659,994,019
Sector Conditional Grant - Wage Recurrent	13,275,905,314	14,334,656,530	14,334,656,530
Support Services Conditional Grant - Non Wage Recu	-	-	-
Transitional Conditional Grant – Development	214,814,815	214,814,815	214,814,815
Urban Discretionary Equalisation Development Grant	15,738,236	15,738,236	15,738,236
Urban Unconditional Grant Wage	200,816,081	200,816,081	200,816,081
Urban Unconditional Non-Wage	58,087,136	58,087,136	58,087,136

LG/Item	Sum of Approved Budget	Sum of Revised Budget	Sum of Release
Madi-Okollo District	24,617,969,065	29,232,221,253	29,232,221,253
District Discretionary Equalisation Development Gr	4,793,040,176	6,801,223,722	6,801,223,722
District Unconditional Grant Non-Wage	569,826,813	655,026,813	655,026,813
District Unconditional Grant Wage	1,943,304,273	1,943,304,273	1,943,304,273
Gratuity	194,040,139	1,451,259,119	1,451,259,119
Pensions	289,443,946	820,743,809	820,743,809
Pensions Arrears	-	-	-
Salary Arrears	-	-	-
Sector Conditional Grant - Non Wage Recurrent	2,928,922,277	3,173,772,834	3,173,772,834
Sector Conditional Grant - Development	1,941,949,840	2,429,449,081	2,429,449,081
Sector Conditional Grant - Wage Recurrent	11,621,756,490	11,621,756,490	11,621,756,490
Support Services Conditional Grant - Non Wage Recu	-	-	-
Transitional Conditional Grant – Development	14,814,815	14,814,815	14,814,815
Urban Discretionary Equalisation Development Grant	18,861,570	18,861,570	18,861,570
Urban Unconditional Grant Wage	229,019,074	229,019,074	229,019,074
Urban Unconditional Non-Wage	72,989,654	72,989,654	72,989,654
Makindye-Ssabagabo Municipal Council	17,055,268,410	18,290,208,732	18,290,208,732
District Discretionary Equalisation Development Gr	-	-	-
Gratuity	140,639,185	561,610,165	561,610,165
Pensions	247,745,927	702,505,402	702,505,402
Pensions Arrears	17,741,565	17,741,565	17,741,565
Salary Arrears	5,453,356	5,453,356	5,453,356
Sector Conditional Grant - Non Wage Recurrent	1,489,465,810	1,588,325,060	1,588,325,060
Sector Conditional Grant - Development	1,507,097,410	1,516,348,025	1,516,348,025
Sector Conditional Grant - Wage Recurrent	4,378,830,564	4,378,830,564	4,378,830,564
Support Services Conditional Grant - Non Wage Recu	-	-	-
Transitional Conditional Grant – Development	6,500,000,000	6,500,000,000	6,500,000,000
Urban Discretionary Equalisation Development Grant	1,113,392,732	1,113,392,732	1,113,392,732
Urban Unconditional Grant Wage	958,760,732	958,760,732	958,760,732

LG/Item	Sum of Approved Budget	Sum of Revised Budget	Sum of Release
Urban Unconditional Non-Wage	696,141,129	947,241,129	947,241,129
Manafwa District	32,009,144,180	40,119,252,225	40,119,252,225
District Discretionary Equalisation Development Gr	371,433,962	371,433,962	371,433,962
District Unconditional Grant Non-Wage	721,491,372	1,225,011,372	1,225,011,372
District Unconditional Grant Wage	3,578,809,984	3,578,809,984	3,578,809,984
Gratuity	262,527,103	1,048,341,468	1,048,341,468
Pensions	840,369,319	2,382,941,242	2,382,941,242
Pensions Arrears	52,791,197	52,791,197	52,791,197
Salary Arrears	151,038,637	151,038,637	151,038,637
Sector Conditional Grant - Non Wage Recurrent	4,007,895,704	4,503,624,764	4,503,624,764
Sector Conditional Grant - Development	4,552,464,096	7,179,162,347	7,179,162,347
Sector Conditional Grant - Wage Recurrent	16,580,424,564	18,736,199,010	18,736,199,010
Support Services Conditional Grant - Non Wage Recu	-	-	-
Transitional Conditional Grant – Development	314,814,815	314,814,815	314,814,815
Urban Discretionary Equalisation Development Grant	41,758,681	41,758,681	41,758,681
Urban Unconditional Grant Wage	374,508,468	374,508,468	374,508,468
Urban Unconditional Non-Wage	158,816,278	158,816,278	158,816,278
Maracha District	30,433,343,528	35,500,152,989	35,500,152,989
District Discretionary Equalisation Development Gr	443,672,897	443,672,897	443,672,897
District Unconditional Grant Non-Wage	630,118,042	1,011,696,436	1,011,696,436
District Unconditional Grant Wage	1,780,369,753	1,780,369,753	1,780,369,753
Gratuity	378,383,955	1,510,989,101	1,510,989,101
Pensions	598,395,496	1,696,803,149	1,696,803,149
Pensions Arrears	-	-	-
Salary Arrears	79,583,556	79,583,556	79,583,556
Sector Conditional Grant - Non Wage Recurrent	3,496,677,661	3,823,914,498	3,823,914,498
Sector Conditional Grant - Development	3,713,198,947	4,952,577,674	4,952,577,674
Sector Conditional Grant - Wage Recurrent	18,534,813,341	19,422,416,045	19,422,416,045
Support Services Conditional Grant - Non Wage Recu	-	-	-

LG/Item	Sum of Approved Budget	Sum of Revised Budget	Sum of Release
Transitional Conditional Grant – Development	214,814,815	214,814,815	214,814,815
Urban Discretionary Equalisation Development Grant	37,253,152	37,253,152	37,253,152
Urban Unconditional Grant Wage	385,610,719	385,610,719	385,610,719
Urban Unconditional Non-Wage	140,451,193	140,451,193	140,451,193
Masaka city	45,544,183,515	53,797,375,053	53,797,375,053
District Discretionary Equalisation Development Gr	-	-	-
Gratuity	502,570,582	2,006,899,767	2,006,899,767
Pensions	295,205,986	837,082,580	837,082,580
Pensions Arrears	-	-	-
Salary Arrears	-	-	-
Sector Conditional Grant - Non Wage Recurrent	3,358,850,577	3,937,318,157	3,937,318,157
Sector Conditional Grant - Development	1,362,278,834	1,368,445,911	1,368,445,911
Sector Conditional Grant - Wage Recurrent	16,812,566,812	16,983,715,324	16,983,715,324
Support Services Conditional Grant - Non Wage Recu	-	-	-
Transitional Conditional Grant – Development	7,500,000,000	7,500,000,000	7,500,000,000
Urban Discretionary Equalisation Development Grant	12,240,668,583	17,501,817,572	17,501,817,572
Urban Unconditional Grant Wage	3,019,628,154	3,019,628,154	3,019,628,154
Urban Unconditional Non-Wage	452,413,989	642,467,589	642,467,589
Masaka District	17,940,644,310	22,448,112,433	22,448,112,433
District Discretionary Equalisation Development Gr	256,922,171	256,922,171	256,922,171
District Unconditional Grant Non-Wage	522,497,922	681,631,522	681,631,522
District Unconditional Grant Wage	2,147,634,690	2,147,634,690	2,147,634,690
Gratuity	91,046,103	451,273,023	451,273,023
Pensions	1,465,102,600	4,154,427,499	4,154,427,499
Pensions Arrears	229,631,855	229,631,855	229,631,855
Salary Arrears	34,430,885	34,430,885	34,430,885
Sector Conditional Grant - Non Wage Recurrent	1,350,860,881	1,702,508,036	1,702,508,036
Sector Conditional Grant - Development	1,648,481,725	2,521,217,273	2,521,217,273
Sector Conditional Grant - Wage Recurrent	8,879,220,665	8,953,620,665	8,953,620,665

LG/Item	Sum of Approved Budget	Sum of Revised Budget	Sum of Release
Support Services Conditional Grant - Non Wage Recu	-	-	-
Transitional Conditional Grant – Development	1,314,814,815	1,314,814,815	1,314,814,815
Urban Unconditional Grant Wage	-	-	-
Masindi District	29,690,158,879	35,084,259,584	35,084,259,584
District Discretionary Equalisation Development Gr	420,635,119	420,635,119	420,635,119
District Unconditional Grant Non-Wage	607,588,180	743,628,180	743,628,180
District Unconditional Grant Wage	2,529,646,100	2,529,646,100	2,529,646,100
Gratuity	230,930,050	1,073,542,443	1,073,542,443
Pensions	683,248,404	2,021,747,682	2,021,747,682
Pensions Arrears	300,962,575	300,962,575	300,962,575
Salary Arrears	-	-	-
Sector Conditional Grant - Non Wage Recurrent	2,915,040,103	3,258,645,781	3,258,645,781
Sector Conditional Grant - Development	5,673,923,546	7,501,189,202	7,501,189,202
Sector Conditional Grant - Wage Recurrent	15,801,261,886	16,707,339,586	16,707,339,586
Support Services Conditional Grant - Non Wage Recu	-	-	-
Transitional Conditional Grant – Development	194,814,815	194,814,815	194,814,815
Urban Discretionary Equalisation Development Grant	35,651,335	35,651,335	35,651,335
Urban Unconditional Grant Wage	158,038,147	158,038,147	158,038,147
Urban Unconditional Non-Wage	138,418,620	138,418,620	138,418,620
Masindi Municipal Council	11,994,630,319	13,705,291,279	13,705,291,279
District Discretionary Equalisation Development Gr	-	-	-
Gratuity	216,931,091	866,264,306	866,264,306
Pensions	182,512,332	636,501,017	636,501,017
Pensions Arrears	23,197,945	23,197,945	23,197,945
Salary Arrears	15,591,138	15,591,138	15,591,138
Sector Conditional Grant - Non Wage Recurrent	1,307,081,770	1,437,225,540	1,437,225,540
Sector Conditional Grant - Development	1,296,004,683	1,308,338,837	1,308,338,837
Sector Conditional Grant - Wage Recurrent	7,190,373,038	7,389,194,174	7,389,194,174
Support Services Conditional Grant - Non Wage Recu	-	-	-

LG/Item	Sum of Approved Budget	Sum of Revised Budget	Sum of Release
Transitional Conditional Grant – Development	-	-	-
Urban Discretionary Equalisation Development Grant	313,362,776	313,362,776	313,362,776
Urban Unconditional Grant Wage	1,069,923,992	1,069,923,992	1,069,923,992
Urban Unconditional Non-Wage	379,651,554	645,691,554	645,691,554
Mayuge District	49,711,125,684	60,118,373,053	60,118,373,053
District Discretionary Equalisation Development Gr	1,452,093,023	1,452,093,023	1,452,093,023
District Unconditional Grant Non-Wage	1,118,037,283	1,303,916,389	1,303,916,389
District Unconditional Grant Wage	2,661,925,765	3,592,241,930	3,592,241,930
Gratuity	568,335,307	2,269,516,035	2,269,516,035
Pensions	628,586,390	1,782,412,090	1,782,412,090
Pensions Arrears	-	-	-
Salary Arrears	-	-	-
Sector Conditional Grant - Non Wage Recurrent	8,866,135,334	9,659,885,660	9,659,885,660
Sector Conditional Grant - Development	4,786,033,355	9,765,020,646	9,765,020,646
Sector Conditional Grant - Wage Recurrent	28,470,880,229	29,134,188,281	29,134,188,281
Support Services Conditional Grant - Non Wage Recu	-	-	-
Transitional Conditional Grant – Development	414,814,815	414,814,815	414,814,815
Urban Discretionary Equalisation Development Grant	60,322,384	60,322,384	60,322,384
Urban Unconditional Grant Wage	495,970,062	495,970,062	495,970,062
Urban Unconditional Non-Wage	187,991,739	187,991,739	187,991,739
Mbale city	48,572,356,130	56,217,009,181	56,217,009,181
District Discretionary Equalisation Development Gr	-	-	-
Gratuity	469,544,913	2,365,624,213	2,365,624,213
Pensions	637,146,303	1,806,684,476	1,806,684,476
Pensions Arrears	75,177,823	75,177,823	75,177,823
Salary Arrears	42,155,305	42,155,305	42,155,305
Sector Conditional Grant - Non Wage Recurrent	4,777,744,779	5,079,437,195	5,079,437,195
Sector Conditional Grant - Development	1,203,418,518	1,209,585,595	1,209,585,595
Sector Conditional Grant - Wage Recurrent	22,636,472,438	22,746,683,006	22,746,683,006

LG/Item	Sum of Approved Budget	Sum of Revised Budget	Sum of Release
Support Services Conditional Grant - Non Wage Recu	-	-	-
Transitional Conditional Grant – Development	500,000,000	500,000,000	500,000,000
Urban Discretionary Equalisation Development Grant	13,413,509,692	17,161,768,265	17,161,768,265
Urban Unconditional Grant Wage	4,239,938,613	4,239,938,613	4,239,938,613
Urban Unconditional Non-Wage	577,247,746	989,954,690	989,954,690
Mbale District	41,529,921,999	51,546,428,942	51,546,428,942
District Discretionary Equalisation Development Gr	656,810,440	656,810,440	656,810,440
District Unconditional Grant Non-Wage	901,857,852	1,142,457,852	1,142,457,852
District Unconditional Grant Wage	3,099,822,983	4,820,565,676	4,820,565,676
Gratuity	415,218,817	1,658,080,630	1,658,080,630
Pensions	2,069,154,621	5,867,270,225	5,867,270,225
Pensions Arrears	47,861,800	47,861,800	47,861,800
Salary Arrears	334,309,462	334,309,462	334,309,462
Sector Conditional Grant - Non Wage Recurrent	6,219,441,141	7,301,679,175	7,301,679,175
Sector Conditional Grant - Development	2,779,694,282	3,877,186,518	3,877,186,518
Sector Conditional Grant - Wage Recurrent	23,733,482,670	24,567,939,234	24,567,939,234
Support Services Conditional Grant - Non Wage Recu	500,000,000	500,000,000	500,000,000
Transitional Conditional Grant – Development	14,814,815	14,814,815	14,814,815
Urban Discretionary Equalisation Development Grant	13,825,603	13,825,603	13,825,603
Urban Unconditional Grant Wage	687,003,345	687,003,345	687,003,345
Urban Unconditional Non-Wage	56,624,169	56,624,169	56,624,169
Mbarara city	57,098,178,442	71,520,716,592	71,520,716,592
District Discretionary Equalisation Development Gr	-	-	-
Gratuity	289,302,428	1,155,262,556	1,155,262,556
Pensions	695,644,675	1,972,561,762	1,972,561,762
Pensions Arrears	-	-	-
Salary Arrears	113,557,604	113,557,604	113,557,604
Sector Conditional Grant - Non Wage Recurrent	3,893,762,732	4,670,941,672	4,670,941,672
Sector Conditional Grant - Development	1,166,340,697	1,172,507,774	1,172,507,774

LG/Item	Sum of Approved Budget	Sum of Revised Budget	Sum of Release
Sector Conditional Grant - Wage Recurrent	19,370,877,871	19,481,088,439	19,481,088,439
Support Services Conditional Grant - Non Wage Recu	-	-	-
Transitional Conditional Grant – Development	1,000,000,000	1,000,000,000	1,000,000,000
Urban Discretionary Equalisation Development Grant	26,877,752,825	37,379,261,976	37,379,261,976
Urban Unconditional Grant Wage	3,211,989,202	3,927,024,401	3,927,024,401
Urban Unconditional Non-Wage	478,950,408	648,510,408	648,510,408
Mbarara District	27,301,648,186	34,109,272,523	34,109,272,523
District Discretionary Equalisation Development Gr	274,000,094	274,000,094	274,000,094
District Unconditional Grant Non-Wage	525,780,914	663,060,914	663,060,914
District Unconditional Grant Wage	2,595,477,370	3,050,625,546	3,050,625,546
Gratuity	602,293,075	2,405,118,554	2,405,118,554
Pensions	1,565,128,969	4,438,061,081	4,438,061,081
Pensions Arrears	65,872,926	65,872,926	65,872,926
Salary Arrears	-	-	-
Sector Conditional Grant - Non Wage Recurrent	2,427,827,991	2,894,738,061	2,894,738,061
Sector Conditional Grant - Development	2,426,664,716	2,835,885,163	2,835,885,163
Sector Conditional Grant - Wage Recurrent	16,398,306,870	17,061,614,922	17,061,614,922
Support Services Conditional Grant - Non Wage Recu	-	-	-
Transitional Conditional Grant – Development	14,814,815	14,814,815	14,814,815
Urban Discretionary Equalisation Development Grant	43,648,340	43,648,340	43,648,340
Urban Unconditional Grant Wage	197,547,684	197,547,684	197,547,684
Urban Unconditional Non-Wage	164,284,423	164,284,423	164,284,423
Mitooma District	35,042,587,425	40,548,199,508	40,548,199,508
District Discretionary Equalisation Development Gr	348,930,035	348,930,035	348,930,035
District Unconditional Grant Non-Wage	646,678,126	856,540,463	856,540,463
District Unconditional Grant Wage	2,709,985,690	3,215,882,390	3,215,882,390
Gratuity	318,783,619	1,272,988,898	1,272,988,898
Pensions	600,553,314	1,702,921,831	1,702,921,831
Pensions Arrears	18,605,460	18,605,460	18,605,460

LG/Item	Sum of Approved Budget	Sum of Revised Budget	Sum of Release
Salary Arrears	93,395,936	93,395,936	93,395,936
Sector Conditional Grant - Non Wage Recurrent	3,634,869,446	4,167,528,204	4,167,528,204
Sector Conditional Grant - Development	2,026,327,799	3,440,491,726	3,440,491,726
Sector Conditional Grant - Wage Recurrent	19,014,350,523	19,800,807,087	19,800,807,087
Support Services Conditional Grant - Non Wage Recu	-	-	-
Transitional Conditional Grant – Development	5,014,814,815	5,014,814,815	5,014,814,815
Urban Discretionary Equalisation Development Grant	34,974,373	34,974,373	34,974,373
Urban Unconditional Grant Wage	447,334,843	447,334,843	447,334,843
Urban Unconditional Non-Wage	132,983,448	132,983,448	132,983,448
Mityana District	33,890,421,237	37,974,258,974	37,974,258,974
District Discretionary Equalisation Development Gr	423,918,895	423,918,895	423,918,895
District Unconditional Grant Non-Wage	692,333,862	907,173,862	907,173,862
District Unconditional Grant Wage	2,373,653,716	2,373,653,716	2,373,653,716
Gratuity	372,130,747	1,795,070,487	1,795,070,487
Pensions	673,884,731	1,910,859,526	1,910,859,526
Pensions Arrears	-	-	-
Salary Arrears	-	-	-
Sector Conditional Grant - Non Wage Recurrent	3,418,899,285	3,799,038,080	3,799,038,080
Sector Conditional Grant - Development	2,085,191,789	2,689,841,544	2,689,841,544
Sector Conditional Grant - Wage Recurrent	23,115,975,028	23,340,269,680	23,340,269,680
Support Services Conditional Grant - Non Wage Recu	-	-	-
Transitional Conditional Grant – Development	14,814,815	14,814,815	14,814,815
Urban Discretionary Equalisation Development Grant	31,739,643	31,739,643	31,739,643
Urban Unconditional Grant Wage	566,620,030	566,620,030	566,620,030
Urban Unconditional Non-Wage	121,258,694	121,258,694	121,258,694
Mityana Municipal Council	11,279,379,123	12,638,260,854	12,638,260,854
District Discretionary Equalisation Development Gr	-	-	-
Gratuity	81,584,542	600,602,387	600,602,387
Pensions	90,027,248	294,998,821	294,998,821

LG/Item	Sum of Approved Budget	Sum of Revised Budget	Sum of Release
Pensions Arrears	-	-	-
Salary Arrears	-	-	-
Sector Conditional Grant - Non Wage Recurrent	1,659,010,012	2,142,736,766	2,142,736,766
Sector Conditional Grant - Development	1,150,866,339	1,160,116,954	1,160,116,954
Sector Conditional Grant - Wage Recurrent	6,667,901,907	6,667,901,907	6,667,901,907
Support Services Conditional Grant - Non Wage Recu	-	-	-
Transitional Conditional Grant – Development	200,000,000	200,000,000	200,000,000
Urban Discretionary Equalisation Development Grant	305,804,508	305,804,508	305,804,508
Urban Unconditional Grant Wage	821,072,935	821,072,935	821,072,935
Urban Unconditional Non-Wage	303,111,633	445,026,577	445,026,577
Moroto District	16,267,245,357	18,527,316,291	18,527,316,291
District Discretionary Equalisation Development Gr	374,571,322	374,571,322	374,571,322
District Unconditional Grant Non-Wage	451,474,176	526,714,176	526,714,176
District Unconditional Grant Wage	1,685,421,403	1,685,421,403	1,685,421,403
Gratuity	41,514,016	331,529,899	331,529,899
Pensions	123,677,809	350,699,324	350,699,324
Pensions Arrears	81,546,669	81,546,669	81,546,669
Salary Arrears	8,057,635	8,057,635	8,057,635
Sector Conditional Grant - Non Wage Recurrent	941,546,224	1,155,284,154	1,155,284,154
Sector Conditional Grant - Development	2,839,266,641	3,419,527,739	3,419,527,739
Sector Conditional Grant - Wage Recurrent	9,207,601,942	10,081,396,450	10,081,396,450
Support Services Conditional Grant - Non Wage Recu	400,000,000	400,000,000	400,000,000
Transitional Conditional Grant – Development	14,814,815	14,814,815	14,814,815
Urban Discretionary Equalisation Development Grant	14,740,774	14,740,774	14,740,774
Urban Unconditional Grant Wage	39,509,537	39,509,537	39,509,537
Urban Unconditional Non-Wage	43,502,394	43,502,394	43,502,394
Moroto Municipal Council	10,671,170,824	14,471,583,491	14,471,583,491
District Discretionary Equalisation Development Gr	-	-	-
Gratuity	342,636,753	1,368,240,887	1,368,240,887

LG/Item	Sum of Approved Budget	Sum of Revised Budget	Sum of Release
Pensions	102,959,676	291,951,232	291,951,232
Pensions Arrears	-	-	-
Salary Arrears	-	-	-
Sector Conditional Grant - Non Wage Recurrent	672,307,146	884,079,864	884,079,864
Sector Conditional Grant - Development	1,026,227,503	1,032,394,580	1,032,394,580
Sector Conditional Grant - Wage Recurrent	2,892,073,183	3,072,632,263	3,072,632,263
Support Services Conditional Grant - Non Wage Recu	-	-	-
Transitional Conditional Grant – Development	-	-	-
Urban Discretionary Equalisation Development Grant	4,820,719,566	6,953,077,668	6,953,077,668
Urban Unconditional Grant Wage	629,392,318	629,392,318	629,392,318
Urban Unconditional Non-Wage	184,854,678	239,814,678	239,814,678
Moyo District	22,902,662,365	27,624,258,175	27,624,258,175
District Discretionary Equalisation Development Gr	901,024,491	1,453,812,691	1,453,812,691
District Unconditional Grant Non-Wage	461,688,367	558,621,256	558,621,256
District Unconditional Grant Wage	1,983,967,553	3,095,241,993	3,095,241,993
Gratuity	241,198,812	963,171,856	963,171,856
Pensions	533,179,779	1,694,345,422	1,694,345,422
Pensions Arrears	-	-	-
Salary Arrears	204,816,000	204,816,000	204,816,000
Sector Conditional Grant - Non Wage Recurrent	2,041,917,043	2,417,936,362	2,417,936,362
Sector Conditional Grant - Development	1,590,058,416	1,896,057,527	1,896,057,527
Sector Conditional Grant - Wage Recurrent	14,518,709,422	14,914,152,586	14,914,152,586
Support Services Conditional Grant - Non Wage Recu	-	-	-
Transitional Conditional Grant – Development	14,814,815	14,814,815	14,814,815
Urban Discretionary Equalisation Development Grant	19,677,734	19,677,734	19,677,734
Urban Unconditional Grant Wage	319,414,722	319,414,722	319,414,722
Urban Unconditional Non-Wage	72,195,212	72,195,212	72,195,212
Mpigi District	33,666,100,498	38,318,549,768	38,318,549,768
District Discretionary Equalisation Development Gr	380,313,950	380,313,950	380,313,950

LG/Item	Sum of Approved Budget	Sum of Revised Budget	Sum of Release
District Unconditional Grant Non-Wage	641,512,446	750,712,446	750,712,446
District Unconditional Grant Wage	2,119,307,865	2,119,307,865	2,119,307,865
Gratuity	309,654,230	1,236,532,785	1,236,532,785
Pensions	1,241,571,670	3,520,585,854	3,520,585,854
Pensions Arrears	596,849,194	596,849,194	596,849,194
Salary Arrears	16,517,170	16,517,170	16,517,170
Sector Conditional Grant - Non Wage Recurrent	3,660,384,355	4,117,392,863	4,117,392,863
Sector Conditional Grant - Development	1,808,104,796	2,534,293,738	2,534,293,738
Sector Conditional Grant - Wage Recurrent	22,120,787,892	22,274,946,972	22,274,946,972
Support Services Conditional Grant - Non Wage Recu	-	-	-
Transitional Conditional Grant – Development	214,814,815	214,814,815	214,814,815
Urban Discretionary Equalisation Development Grant	60,776,012	60,776,012	60,776,012
Urban Unconditional Grant Wage	282,218,170	282,218,170	282,218,170
Urban Unconditional Non-Wage	213,287,936	213,287,936	213,287,936
Mubende District	30,815,020,897	38,869,783,433	38,869,783,433
District Discretionary Equalisation Development Gr	937,475,160	937,475,160	937,475,160
District Unconditional Grant Non-Wage	959,271,896	1,392,287,096	1,392,287,096
District Unconditional Grant Wage	2,696,311,579	2,696,311,579	2,696,311,579
Gratuity	199,842,053	798,023,173	798,023,173
Pensions	819,699,956	2,324,331,442	2,324,331,442
Pensions Arrears	232,362,454	232,362,454	232,362,454
Salary Arrears	107,921,873	107,921,873	107,921,873
Sector Conditional Grant - Non Wage Recurrent	3,798,906,053	4,285,806,161	4,285,806,161
Sector Conditional Grant - Development	2,944,982,658	7,089,414,576	7,089,414,576
Sector Conditional Grant - Wage Recurrent	16,832,837,844	17,720,440,548	17,720,440,548
Support Services Conditional Grant - Non Wage Recu	-	-	-
Transitional Conditional Grant – Development	814,814,815	814,814,815	814,814,815
Urban Discretionary Equalisation Development Grant	51,854,167	51,854,167	51,854,167
Urban Unconditional Grant Wage	255,184,462	255,184,462	255,184,462

LG/Item	Sum of Approved Budget	Sum of Revised Budget	Sum of Release
Urban Unconditional Non-Wage	163,555,929	163,555,929	163,555,929
Mubende Municipal Council	29,905,514,223	35,997,270,774	35,997,270,774
District Discretionary Equalisation Development Gr	-	-	-
Gratuity	100,626,558	401,828,963	401,828,963
Pensions	117,135,671	332,148,515	332,148,515
Pensions Arrears	80,401	80,401	80,401
Salary Arrears	8,798,809	8,798,809	8,798,809
Sector Conditional Grant - Non Wage Recurrent	1,736,535,844	1,988,923,591	1,988,923,591
Sector Conditional Grant - Development	1,471,002,935	1,480,253,550	1,480,253,550
Sector Conditional Grant - Wage Recurrent	6,036,339,764	6,146,550,332	6,146,550,332
Support Services Conditional Grant - Non Wage Recu	-	-	-
Transitional Conditional Grant – Development	-	-	-
Urban Discretionary Equalisation Development Grant	19,170,330,441	23,935,362,233	23,935,362,233
Urban Unconditional Grant Wage	927,127,577	1,111,708,156	1,111,708,156
Urban Unconditional Non-Wage	337,536,224	591,616,224	591,616,224
Mukono District	56,475,817,333	65,041,651,427	65,041,651,427
District Discretionary Equalisation Development Gr	671,473,103	671,473,103	671,473,103
District Unconditional Grant Non-Wage	950,286,575	1,245,709,265	1,245,709,265
District Unconditional Grant Wage	3,174,976,528	4,264,479,385	4,264,479,385
Gratuity	360,644,604	2,880,000,000	2,880,000,000
Pensions	1,535,581,539	4,354,276,741	4,354,276,741
Pensions Arrears	4,690,804,515	4,690,804,515	4,690,804,515
Salary Arrears	6,118,620	6,118,620	6,118,620
Sector Conditional Grant - Non Wage Recurrent	6,149,499,130	6,918,896,478	6,918,896,478
Sector Conditional Grant - Development	2,111,448,255	3,013,760,344	3,013,760,344
Sector Conditional Grant - Wage Recurrent	36,194,166,791	36,365,315,303	36,365,315,303
Support Services Conditional Grant - Non Wage Recu	-	-	-
Transitional Conditional Grant – Development	14,814,815	14,814,815	14,814,815
Urban Discretionary Equalisation Development Grant	72,810,961	72,810,961	72,810,961

LG/Item	Sum of Approved Budget	Sum of Revised Budget	Sum of Release
Urban Unconditional Grant Wage	263,395,752	263,395,752	263,395,752
Urban Unconditional Non-Wage	279,796,146	279,796,146	279,796,146
Mukono Municipal Council	18,228,718,248	21,816,684,889	21,816,684,889
District Discretionary Equalisation Development Gr	-	-	-
Gratuity	553,619,006	2,383,470,680	2,383,470,680
Pensions	124,757,319	766,197,967	766,197,967
Pensions Arrears	-	-	-
Salary Arrears	-	-	-
Sector Conditional Grant - Non Wage Recurrent	1,736,403,704	1,850,837,386	1,850,837,386
Sector Conditional Grant - Development	1,940,343,025	1,946,510,102	1,946,510,102
Sector Conditional Grant - Wage Recurrent	11,580,495,272	11,654,895,272	11,654,895,272
Support Services Conditional Grant - Non Wage Recu	-	-	-
Transitional Conditional Grant – Development	400,000,000	400,000,000	400,000,000
Urban Discretionary Equalisation Development Grant	397,143,811	397,143,811	397,143,811
Urban Unconditional Grant Wage	1,101,529,250	1,944,482,812	1,944,482,812
Urban Unconditional Non-Wage	394,426,860	473,146,860	473,146,860
Nabilatuk District	11,293,301,572	13,263,303,281	13,263,303,281
District Discretionary Equalisation Development Gr	385,681,720	385,681,720	385,681,720
District Unconditional Grant Non-Wage	440,716,774	483,796,774	483,796,774
District Unconditional Grant Wage	1,603,964,882	2,051,201,852	2,051,201,852
Gratuity	27,972,534	831,058,071	831,058,071
Pensions	22,417,876	149,890,606	149,890,606
Pensions Arrears	-	-	-
Salary Arrears	-	-	-
Sector Conditional Grant - Non Wage Recurrent	1,236,828,964	1,418,743,653	1,418,743,653
Sector Conditional Grant - Development	1,921,421,510	2,288,633,293	2,288,633,293
Sector Conditional Grant - Wage Recurrent	5,265,662,076	5,265,662,076	5,265,662,076
Support Services Conditional Grant - Non Wage Recu	-	-	-
Transitional Conditional Grant – Development	214,814,815	214,814,815	214,814,815

LG/Item	Sum of Approved Budget	Sum of Revised Budget	Sum of Release
Urban Discretionary Equalisation Development Grant	5,263,475	5,263,475	5,263,475
Urban Unconditional Grant Wage	150,000,000	150,000,000	150,000,000
Urban Unconditional Non-Wage	18,556,947	18,556,947	18,556,947
Nakapiripirit District	16,119,410,889	18,021,570,831	18,021,570,831
District Discretionary Equalisation Development Gr	424,544,683	424,544,683	424,544,683
District Unconditional Grant Non-Wage	511,993,186	586,753,186	586,753,186
District Unconditional Grant Wage	1,401,551,147	1,401,551,147	1,401,551,147
Gratuity	66,896,284	267,134,891	267,134,891
Pensions	141,005,339	399,833,060	399,833,060
Pensions Arrears	9,748,040	9,748,040	9,748,040
Salary Arrears	-	-	-
Sector Conditional Grant - Non Wage Recurrent	1,485,111,604	1,727,450,610	1,727,450,610
Sector Conditional Grant - Development	3,506,156,306	3,968,842,862	3,968,842,862
Sector Conditional Grant - Wage Recurrent	7,236,273,761	7,899,581,813	7,899,581,813
Support Services Conditional Grant - Non Wage Recu	-	-	-
Transitional Conditional Grant – Development	1,114,814,815	1,114,814,815	1,114,814,815
Urban Discretionary Equalisation Development Grant	5,490,513	5,490,513	5,490,513
Urban Unconditional Grant Wage	196,473,824	196,473,824	196,473,824
Urban Unconditional Non-Wage	19,351,388	19,351,388	19,351,388
Nakaseke District	41,495,854,552	51,713,067,344	51,713,067,344
District Discretionary Equalisation Development Gr	429,433,187	429,433,187	429,433,187
District Unconditional Grant Non-Wage	701,754,348	840,554,543	840,554,543
District Unconditional Grant Wage	2,379,321,041	3,312,381,225	3,312,381,225
Gratuity	438,484,693	1,750,987,544	1,750,987,544
Pensions	763,100,981	2,163,840,061	2,163,840,061
Pensions Arrears	954,408,995	954,408,995	954,408,995
Salary Arrears	441,789,308	441,789,308	441,789,308
Sector Conditional Grant - Non Wage Recurrent	4,376,262,310	5,200,683,554	5,200,683,554
Sector Conditional Grant - Development	5,559,688,787	9,840,761,922	9,840,761,922

LG/Item	Sum of Approved Budget	Sum of Revised Budget	Sum of Release
Sector Conditional Grant - Wage Recurrent	23,049,733,529	24,376,349,633	24,376,349,633
Support Services Conditional Grant - Non Wage Recu	-	-	-
Transitional Conditional Grant – Development	1,414,814,815	1,414,814,815	1,414,814,815
Urban Discretionary Equalisation Development Grant	34,691,779	34,691,779	34,691,779
Urban Unconditional Grant Wage	818,275,114	818,275,114	818,275,114
Urban Unconditional Non-Wage	134,095,665	134,095,665	134,095,665
Nakasongola District	31,601,331,123	36,777,618,084	36,777,618,084
District Discretionary Equalisation Development Gr	381,732,269	381,732,269	381,732,269
District Unconditional Grant Non-Wage	614,961,310	735,441,310	735,441,310
District Unconditional Grant Wage	2,431,387,904	2,431,387,904	2,431,387,904
Gratuity	213,241,924	851,532,466	851,532,466
Pensions	288,025,617	816,722,014	816,722,014
Pensions Arrears	47,361,768	47,361,768	47,361,768
Salary Arrears	61,012,196	61,012,196	61,012,196
Sector Conditional Grant - Non Wage Recurrent	3,262,328,522	3,840,648,825	3,840,648,825
Sector Conditional Grant - Development	2,465,254,142	5,112,445,809	5,112,445,809
Sector Conditional Grant - Wage Recurrent	20,561,824,894	21,225,132,946	21,225,132,946
Support Services Conditional Grant - Non Wage Recu	-	-	-
Transitional Conditional Grant – Development	314,814,815	314,814,815	314,814,815
Urban Discretionary Equalisation Development Grant	45,438,611	45,438,611	45,438,611
Urban Unconditional Grant Wage	740,672,045	740,672,045	740,672,045
Urban Unconditional Non-Wage	173,275,105	173,275,105	173,275,105
Namayingo District	28,400,593,464	32,988,423,261	32,988,423,261
District Discretionary Equalisation Development Gr	582,181,285	582,181,285	582,181,285
District Unconditional Grant Non-Wage	623,636,365	766,372,365	766,372,365
District Unconditional Grant Wage	2,154,986,507	2,154,986,507	2,154,986,507
Gratuity	264,389,465	1,055,778,382	1,055,778,382
Pensions	208,586,284	591,464,786	591,464,786
Pensions Arrears	-	-	-

LG/Item	Sum of Approved Budget	Sum of Revised Budget	Sum of Release
Salary Arrears	119,606,803	119,606,803	119,606,803
Sector Conditional Grant - Non Wage Recurrent	3,528,388,380	3,926,307,180	3,926,307,180
Sector Conditional Grant - Development	3,230,052,002	5,268,503,017	5,268,503,017
Sector Conditional Grant - Wage Recurrent	17,180,738,146	18,015,194,710	18,015,194,710
Support Services Conditional Grant - Non Wage Recu	-	-	-
Transitional Conditional Grant – Development	14,814,815	14,814,815	14,814,815
Urban Discretionary Equalisation Development Grant	41,849,566	41,849,566	41,849,566
Urban Unconditional Grant Wage	321,968,881	321,968,881	321,968,881
Urban Unconditional Non-Wage	129,394,965	129,394,965	129,394,965
Namisindwa District	29,174,379,713	35,297,914,891	35,297,914,891
District Discretionary Equalisation Development Gr	475,398,557	475,398,557	475,398,557
District Unconditional Grant Non-Wage	797,597,356	1,243,441,486	1,243,441,486
District Unconditional Grant Wage	2,496,857,871	3,578,837,430	3,578,837,430
Gratuity	509,245,358	2,033,553,945	2,033,553,945
Pensions	418,719,043	1,224,114,871	1,224,114,871
Pensions Arrears	-	-	-
Salary Arrears	283,424,217	283,424,217	283,424,217
Sector Conditional Grant - Non Wage Recurrent	4,931,304,165	5,430,474,575	5,430,474,575
Sector Conditional Grant - Development	2,278,256,480	3,197,698,635	3,197,698,635
Sector Conditional Grant - Wage Recurrent	16,469,420,260	17,316,814,768	17,316,814,768
Support Services Conditional Grant - Non Wage Recu	-	-	-
Transitional Conditional Grant – Development	14,814,815	14,814,815	14,814,815
Urban Discretionary Equalisation Development Grant	40,889,370	40,889,370	40,889,370
Urban Unconditional Grant Wage	311,075,894	311,075,894	311,075,894
Urban Unconditional Non-Wage	147,376,328	147,376,328	147,376,328
Namutumba District	33,487,667,641	39,984,460,741	39,984,460,741
District Discretionary Equalisation Development Gr	716,356,588	716,356,588	716,356,588
District Unconditional Grant Non-Wage	721,034,539	859,034,539	859,034,539
District Unconditional Grant Wage	2,225,335,746	2,225,335,746	2,225,335,746

LG/Item	Sum of Approved Budget	Sum of Revised Budget	Sum of Release
Gratuity	561,756,904	2,243,246,701	2,243,246,701
Pensions	447,958,289	1,270,225,193	1,270,225,193
Pensions Arrears	30,177,403	30,177,403	30,177,403
Salary Arrears	-	-	-
Sector Conditional Grant - Non Wage Recurrent	5,344,280,556	5,849,179,797	5,849,179,797
Sector Conditional Grant - Development	2,693,553,888	5,209,234,481	5,209,234,481
Sector Conditional Grant - Wage Recurrent	20,141,449,214	20,975,905,778	20,975,905,778
Support Services Conditional Grant - Non Wage Recu	-	-	-
Transitional Conditional Grant – Development	14,814,815	14,814,815	14,814,815
Urban Discretionary Equalisation Development Grant	58,406,253	58,406,253	58,406,253
Urban Unconditional Grant Wage	343,028,772	343,028,772	343,028,772
Urban Unconditional Non-Wage	189,514,674	189,514,674	189,514,674
Nansana Municipal Council	21,710,205,128	23,828,391,363	23,828,391,363
District Discretionary Equalisation Development Gr	-	-	-
Gratuity	30,026,029	1,185,691,939	1,185,691,939
Pensions	203,030,568	595,508,495	595,508,495
Pensions Arrears	-	-	-
Salary Arrears	89,058,355	89,058,355	89,058,355
Sector Conditional Grant - Non Wage Recurrent	2,580,797,685	2,800,825,929	2,800,825,929
Sector Conditional Grant - Development	1,719,506,844	1,731,840,998	1,731,840,998
Sector Conditional Grant - Wage Recurrent	11,782,405,480	11,782,405,480	11,782,405,480
Support Services Conditional Grant - Non Wage Recu	-	-	-
Transitional Conditional Grant – Development	1,000,000,000	1,000,000,000	1,000,000,000
Urban Discretionary Equalisation Development Grant	1,389,376,475	1,389,376,475	1,389,376,475
Urban Unconditional Grant Wage	2,043,618,370	2,043,618,370	2,043,618,370
Urban Unconditional Non-Wage	872,385,322	1,210,065,322	1,210,065,322
Napak District	18,842,611,286	24,702,208,783	24,702,208,783
District Discretionary Equalisation Development Gr	541,167,947	541,167,947	541,167,947
District Unconditional Grant Non-Wage	582,188,588	789,135,788	789,135,788

LG/Item	Sum of Approved Budget	Sum of Revised Budget	Sum of Release
District Unconditional Grant Wage	2,392,329,425	3,108,471,655	3,108,471,655
Gratuity	172,352,280	688,249,101	688,249,101
Pensions	102,097,401	289,506,176	289,506,176
Pensions Arrears	-	-	-
Salary Arrears	-	-	-
Sector Conditional Grant - Non Wage Recurrent	1,873,064,639	2,168,222,477	2,168,222,477
Sector Conditional Grant - Development	3,713,309,686	6,324,738,217	6,324,738,217
Sector Conditional Grant - Wage Recurrent	8,626,431,975	9,953,048,079	9,953,048,079
Support Services Conditional Grant - Non Wage Recu	-	-	-
Transitional Conditional Grant – Development	14,814,815	14,814,815	14,814,815
Urban Discretionary Equalisation Development Grant	23,938,470	23,938,470	23,938,470
Urban Unconditional Grant Wage	718,584,974	718,584,974	718,584,974
Urban Unconditional Non-Wage	82,331,084	82,331,084	82,331,084
Nebbi District	33,730,037,806	43,174,256,852	43,174,256,852
District Discretionary Equalisation Development Gr	1,082,046,400	1,082,046,400	1,082,046,400
District Unconditional Grant Non-Wage	671,491,223	826,651,223	826,651,223
District Unconditional Grant Wage	3,307,359,078	3,307,359,078	3,307,359,078
Gratuity	252,225,134	1,007,202,930	1,007,202,930
Pensions	1,782,319,485	5,053,923,924	5,053,923,924
Pensions Arrears	-	-	-
Salary Arrears	-	-	-
Sector Conditional Grant - Non Wage Recurrent	4,229,963,330	4,629,018,564	4,629,018,564
Sector Conditional Grant - Development	3,257,299,409	6,649,356,369	6,649,356,369
Sector Conditional Grant - Wage Recurrent	18,888,932,664	20,360,297,280	20,360,297,280
Support Services Conditional Grant - Non Wage Recu	-	-	-
Transitional Conditional Grant – Development	14,814,815	14,814,815	14,814,815
Urban Discretionary Equalisation Development Grant	25,679,043	25,679,043	25,679,043
Urban Unconditional Grant Wage	129,949,109	129,949,109	129,949,109
Urban Unconditional Non-Wage	87,958,118	87,958,118	87,958,118

LG/Item	Sum of Approved Budget	Sum of Revised Budget	Sum of Release
Nebbi Municipal Council	7,588,064,614	8,297,105,889	8,297,105,889
District Discretionary Equalisation Development Gr	-	-	-
Gratuity	36,176,362	252,747,565	252,747,565
Pensions	64,434,582	300,985,286	300,985,286
Pensions Arrears	-	-	-
Salary Arrears	-	-	-
Sector Conditional Grant - Non Wage Recurrent	443,770,434	495,290,675	495,290,675
Sector Conditional Grant - Development	1,055,048,061	1,064,298,676	1,064,298,676
Sector Conditional Grant - Wage Recurrent	4,427,965,046	4,551,113,558	4,551,113,558
Support Services Conditional Grant - Non Wage Recu	-	-	-
Transitional Conditional Grant – Development	-	-	-
Urban Discretionary Equalisation Development Grant	178,190,832	178,190,832	178,190,832
Urban Unconditional Grant Wage	1,160,057,366	1,160,057,366	1,160,057,366
Urban Unconditional Non-Wage	222,421,931	294,421,931	294,421,931
Ngora District	24,446,500,811	27,451,551,778	27,451,551,778
District Discretionary Equalisation Development Gr	288,464,541	288,464,541	288,464,541
District Unconditional Grant Non-Wage	546,812,508	687,425,468	687,425,468
District Unconditional Grant Wage	1,225,990,323	1,225,990,323	1,225,990,323
Gratuity	126,724,161	506,043,725	506,043,725
Pensions	726,868,074	2,061,098,463	2,061,098,463
Pensions Arrears	705,512,770	705,512,770	705,512,770
Salary Arrears	67,844,841	67,844,841	67,844,841
Sector Conditional Grant - Non Wage Recurrent	3,561,832,987	4,243,743,380	4,243,743,380
Sector Conditional Grant - Development	3,063,554,569	3,532,532,231	3,532,532,231
Sector Conditional Grant - Wage Recurrent	13,729,058,343	13,729,058,343	13,729,058,343
Support Services Conditional Grant - Non Wage Recu	-	-	-
Transitional Conditional Grant – Development	14,814,815	14,814,815	14,814,815
Urban Discretionary Equalisation Development Grant	26,646,716	26,646,716	26,646,716
Urban Unconditional Grant Wage	268,095,490	268,095,490	268,095,490

LG/Item	Sum of Approved Budget	Sum of Revised Budget	Sum of Release
Urban Unconditional Non-Wage	94,280,673	94,280,673	94,280,673
Njeru Municipal Council	11,809,400,297	13,609,432,383	13,609,432,383
District Discretionary Equalisation Development Gr	-	-	-
Gratuity	321,169,821	1,282,517,645	1,282,517,645
Pensions	173,467,522	491,882,441	491,882,441
Pensions Arrears	-	-	-
Salary Arrears	-	-	-
Sector Conditional Grant - Non Wage Recurrent	1,868,349,623	1,989,793,135	1,989,793,135
Sector Conditional Grant - Development	1,200,214,230	1,209,464,845	1,209,464,845
Sector Conditional Grant - Wage Recurrent	6,506,747,296	6,506,747,296	6,506,747,296
Support Services Conditional Grant - Non Wage Recu	-	-	-
Transitional Conditional Grant – Development	-	-	-
Urban Discretionary Equalisation Development Grant	488,508,305	488,508,305	488,508,305
Urban Unconditional Grant Wage	861,111,376	1,107,526,592	1,107,526,592
Urban Unconditional Non-Wage	389,832,124	532,992,124	532,992,124
Ntoroko District	19,904,287,746	24,913,507,353	24,913,507,353
District Discretionary Equalisation Development Gr	158,661,163	158,661,163	158,661,163
District Unconditional Grant Non-Wage	430,793,127	513,113,127	513,113,127
District Unconditional Grant Wage	3,239,435,997	3,239,435,997	3,239,435,997
Gratuity	112,485,292	449,184,082	449,184,082
Pensions	85,394,817	242,144,526	242,144,526
Pensions Arrears	-	-	-
Salary Arrears	-	-	-
Sector Conditional Grant - Non Wage Recurrent	1,333,963,539	1,629,930,262	1,629,930,262
Sector Conditional Grant - Development	1,904,352,887	4,592,821,168	4,592,821,168
Sector Conditional Grant - Wage Recurrent	11,940,411,636	13,389,427,740	13,389,427,740
Support Services Conditional Grant - Non Wage Recu	-	-	-
Transitional Conditional Grant – Development	14,814,815	14,814,815	14,814,815
Urban Discretionary Equalisation Development Grant	22,570,089	22,570,089	22,570,089

LG/Item	Sum of Approved Budget	Sum of Revised Budget	Sum of Release
Urban Unconditional Grant Wage	572,876,660	572,876,660	572,876,660
Urban Unconditional Non-Wage	88,527,724	88,527,724	88,527,724
Ntungamo District	62,303,223,416	80,157,953,649	80,157,953,650
District Discretionary Equalisation Development Gr	571,325,886	571,325,886	571,325,886
District Unconditional Grant Non-Wage	1,024,496,963	1,429,135,590	1,429,135,590
District Unconditional Grant Wage	3,915,474,131	5,493,755,858	5,493,755,858
Gratuity	1,280,081,706	5,111,711,210	5,111,711,210
Pensions	1,666,996,454	4,726,915,310	4,726,915,310
Pensions Arrears	252,176,450	252,176,450	252,176,450
Salary Arrears	142,319,642	142,319,642	142,319,642
Sector Conditional Grant - Non Wage Recurrent	7,197,934,594	8,038,930,484	8,038,930,484
Sector Conditional Grant - Development	6,570,648,683	12,639,583,269	12,639,583,269
Sector Conditional Grant - Wage Recurrent	37,356,009,833	39,426,340,877	39,426,340,877
Support Services Conditional Grant - Non Wage Recu	-	-	-
Transitional Conditional Grant – Development	1,114,814,815	1,114,814,815	1,114,814,815
Urban Discretionary Equalisation Development Grant	112,390,386	112,390,386	112,390,386
Urban Unconditional Grant Wage	682,662,461	682,662,461	682,662,461
Urban Unconditional Non-Wage	415,891,411	415,891,411	415,891,411
Ntungamo Municipal Council	8,695,906,147	12,165,023,358	12,165,023,358
District Discretionary Equalisation Development Gr	-	-	-
Gratuity	53,557,271	213,868,618	213,868,618
Pensions	66,006,380	187,166,907	187,166,907
Pensions Arrears	-	-	-
Salary Arrears	-	-	-
Sector Conditional Grant - Non Wage Recurrent	515,182,879	574,791,105	574,791,105
Sector Conditional Grant - Development	1,065,503,110	1,074,753,725	1,074,753,725
Sector Conditional Grant - Wage Recurrent	2,719,064,256	2,793,464,256	2,793,464,256
Support Services Conditional Grant - Non Wage Recu	-	-	-
Transitional Conditional Grant – Development	600,000,000	600,000,000	600,000,000

LG/Item	Sum of Approved Budget	Sum of Revised Budget	Sum of Release
Urban Discretionary Equalisation Development Grant	2,800,215,158	5,772,361,655	5,772,361,655
Urban Unconditional Grant Wage	671,787,583	671,787,583	671,787,583
Urban Unconditional Non-Wage	204,589,509	276,829,509	276,829,509
Nwoya District	24,528,903,863	28,268,437,153	28,268,437,153
District Discretionary Equalisation Development Gr	1,054,640,869	1,054,640,869	1,054,640,869
District Unconditional Grant Non-Wage	691,983,917	773,343,917	773,343,917
District Unconditional Grant Wage	1,848,654,124	1,848,654,124	1,848,654,124
Gratuity	212,162,668	847,222,707	847,222,707
Pensions	261,821,252	742,417,227	742,417,227
Pensions Arrears	-	-	-
Salary Arrears	-	-	-
Sector Conditional Grant - Non Wage Recurrent	2,717,898,397	2,995,969,712	2,995,969,712
Sector Conditional Grant - Development	3,968,436,236	5,569,574,145	5,569,574,145
Sector Conditional Grant - Wage Recurrent	13,269,955,327	13,933,263,379	13,933,263,379
Support Services Conditional Grant - Non Wage Recu	-	-	-
Transitional Conditional Grant – Development	14,814,815	14,814,815	14,814,815
Urban Discretionary Equalisation Development Grant	58,833,589	58,833,589	58,833,589
Urban Unconditional Grant Wage	265,828,965	265,828,965	265,828,965
Urban Unconditional Non-Wage	163,873,705	163,873,705	163,873,705
Obongi District	15,207,133,217	18,358,860,036	18,358,860,036
District Discretionary Equalisation Development Gr	2,520,459,329	3,324,926,369	3,324,926,369
District Unconditional Grant Non-Wage	360,330,807	503,668,663	503,668,663
District Unconditional Grant Wage	1,975,186,285	1,975,186,285	1,975,186,285
Gratuity	68,254,152	272,557,223	272,557,223
Pensions	35,542,881	100,784,972	100,784,972
Pensions Arrears	-	-	-
Salary Arrears	-	-	-
Sector Conditional Grant - Non Wage Recurrent	1,357,366,522	1,531,670,682	1,531,670,682
Sector Conditional Grant - Development	1,902,028,229	2,998,792,780	2,998,792,780

LG/Item	Sum of Approved Budget	Sum of Revised Budget	Sum of Release
Sector Conditional Grant - Wage Recurrent	6,722,907,540	7,386,215,592	7,386,215,592
Support Services Conditional Grant - Non Wage Recu	-	-	-
Transitional Conditional Grant – Development	14,814,815	14,814,815	14,814,815
Urban Discretionary Equalisation Development Grant	6,301,440	6,301,440	6,301,440
Urban Unconditional Grant Wage	219,028,740	219,028,740	219,028,740
Urban Unconditional Non-Wage	24,912,475	24,912,475	24,912,475
Omoro District	26,718,722,757	31,246,761,129	31,246,761,129
District Discretionary Equalisation Development Gr	539,388,370	539,388,370	539,388,370
District Unconditional Grant Non-Wage	605,025,305	779,185,305	779,185,305
District Unconditional Grant Wage	2,230,722,809	3,134,078,235	3,134,078,235
Gratuity	271,235,121	1,118,167,803	1,118,167,803
Pensions	333,224,205	951,897,166	951,897,166
Pensions Arrears	-	-	-
Salary Arrears	-	-	-
Sector Conditional Grant - Non Wage Recurrent	2,526,782,952	2,840,305,914	2,840,305,914
Sector Conditional Grant - Development	2,052,948,568	3,540,256,454	3,540,256,454
Sector Conditional Grant - Wage Recurrent	17,340,116,064	17,524,202,520	17,524,202,520
Support Services Conditional Grant - Non Wage Recu	-	-	-
Transitional Conditional Grant – Development	434,814,815	434,814,815	434,814,815
Urban Discretionary Equalisation Development Grant	37,433,780	37,433,780	37,433,780
Urban Unconditional Grant Wage	235,749,058	235,749,058	235,749,058
Urban Unconditional Non-Wage	111,281,710	111,281,710	111,281,710
Otuke District	21,093,079,290	26,296,574,048	26,296,574,048
District Discretionary Equalisation Development Gr	341,440,748	341,440,748	341,440,748
District Unconditional Grant Non-Wage	506,977,023	802,216,432	802,216,432
District Unconditional Grant Wage	1,831,224,502	1,831,224,502	1,831,224,502
Gratuity	206,510,765	1,099,799,015	1,099,799,015
Pensions	256,019,137	866,349,040	866,349,040
Pensions Arrears	-	-	-

LG/Item	Sum of Approved Budget	Sum of Revised Budget	Sum of Release
Salary Arrears	50,881,067	50,881,067	50,881,067
Sector Conditional Grant - Non Wage Recurrent	2,705,595,825	3,077,006,783	3,077,006,783
Sector Conditional Grant - Development	2,250,016,763	4,496,786,436	4,496,786,436
Sector Conditional Grant - Wage Recurrent	11,398,603,231	12,185,059,795	12,185,059,795
Support Services Conditional Grant - Non Wage Recu	-	-	-
Transitional Conditional Grant – Development	1,014,814,815	1,014,814,815	1,014,814,815
Urban Discretionary Equalisation Development Grant	30,543,871	30,543,871	30,543,871
Urban Unconditional Grant Wage	381,006,568	381,006,568	381,006,568
Urban Unconditional Non-Wage	119,444,977	119,444,977	119,444,977
Oyam District	44,836,657,315	58,054,057,993	58,054,057,993
District Discretionary Equalisation Development Gr	802,287,570	802,287,570	802,287,570
District Unconditional Grant Non-Wage	921,399,404	1,115,587,404	1,115,587,404
District Unconditional Grant Wage	2,378,174,843	2,378,174,843	2,378,174,843
Gratuity	630,073,136	3,202,694,187	3,202,694,187
Pensions	1,010,911,863	2,866,529,650	2,866,529,650
Pensions Arrears	146,593,778	146,593,778	146,593,778
Salary Arrears	132,618,708	132,618,708	132,618,708
Sector Conditional Grant - Non Wage Recurrent	7,311,871,375	8,354,449,020	8,354,449,020
Sector Conditional Grant - Development	6,017,391,032	11,715,168,879	11,715,168,879
Sector Conditional Grant - Wage Recurrent	24,598,269,405	26,452,887,753	26,452,887,753
Support Services Conditional Grant - Non Wage Recu	-	-	-
Transitional Conditional Grant – Development	314,814,815	314,814,815	314,814,815
Urban Discretionary Equalisation Development Grant	66,079,026	66,079,026	66,079,026
Urban Unconditional Grant Wage	281,510,421	281,510,421	281,510,421
Urban Unconditional Non-Wage	224,661,940	224,661,940	224,661,940
Pader District	32,096,393,283	36,568,717,716	36,568,717,716
District Discretionary Equalisation Development Gr	528,588,587	528,588,587	528,588,587
District Unconditional Grant Non-Wage	690,865,599	859,945,599	859,945,599
District Unconditional Grant Wage	2,625,087,354	2,625,087,354	2,625,087,354

LG/Item	Sum of Approved Budget	Sum of Revised Budget	Sum of Release
Gratuity	104,488,003	417,248,755	417,248,755
Pensions	522,447,216	1,481,445,109	1,481,445,109
Pensions Arrears	-	-	-
Salary Arrears	-	-	-
Sector Conditional Grant - Non Wage Recurrent	4,542,544,593	5,047,416,134	5,047,416,134
Sector Conditional Grant - Development	3,059,956,840	4,790,703,954	4,790,703,954
Sector Conditional Grant - Wage Recurrent	19,605,247,194	20,401,114,326	20,401,114,326
Support Services Conditional Grant - Non Wage Recu	-	-	-
Transitional Conditional Grant – Development	14,814,815	14,814,815	14,814,815
Urban Discretionary Equalisation Development Grant	42,026,760	42,026,760	42,026,760
Urban Unconditional Grant Wage	223,847,334	223,847,334	223,847,334
Urban Unconditional Non-Wage	136,478,988	136,478,988	136,478,988
Pakwach District	23,152,683,026	26,958,718,360	26,958,718,360
District Discretionary Equalisation Development Gr	371,301,698	371,301,698	371,301,698
District Unconditional Grant Non-Wage	556,818,543	836,027,343	836,027,343
District Unconditional Grant Wage	1,984,129,607	1,984,129,607	1,984,129,607
Gratuity	141,979,117	1,140,670,323	1,140,670,323
Pensions	165,766,192	731,879,334	731,879,334
Pensions Arrears	-	-	-
Salary Arrears	41,954,085	41,954,085	41,954,085
Sector Conditional Grant - Non Wage Recurrent	2,764,555,929	3,169,538,221	3,169,538,221
Sector Conditional Grant - Development	2,434,993,386	3,169,766,148	3,169,766,148
Sector Conditional Grant - Wage Recurrent	13,841,273,447	14,663,540,579	14,663,540,579
Support Services Conditional Grant - Non Wage Recu	-	-	-
Transitional Conditional Grant – Development	494,814,815	494,814,815	494,814,815
Urban Discretionary Equalisation Development Grant	31,821,070	31,821,070	31,821,070
Urban Unconditional Grant Wage	212,913,785	212,913,785	212,913,785
Urban Unconditional Non-Wage	110,361,354	110,361,354	110,361,354
Pallisa District	39,475,176,402	47,027,637,003	47,027,637,003

LG/Item	Sum of Approved Budget	Sum of Revised Budget	Sum of Release
District Discretionary Equalisation Development Gr	894,862,933	894,862,933	894,862,933
District Unconditional Grant Non-Wage	864,127,637	1,007,047,637	1,007,047,637
District Unconditional Grant Wage	2,834,565,296	2,834,565,296	2,834,565,296
Gratuity	462,319,841	1,999,263,471	1,999,263,471
Pensions	1,591,900,917	4,513,975,298	4,513,975,298
Pensions Arrears	-	-	-
Salary Arrears	4,931,472	4,931,472	4,931,472
Sector Conditional Grant - Non Wage Recurrent	5,472,634,976	6,049,865,667	6,049,865,667
Sector Conditional Grant - Development	4,084,391,770	5,640,216,536	5,640,216,536
Sector Conditional Grant - Wage Recurrent	22,313,801,153	23,131,268,285	23,131,268,285
Support Services Conditional Grant - Non Wage Recu	-	-	-
Transitional Conditional Grant – Development	414,814,815	414,814,815	414,814,815
Urban Discretionary Equalisation Development Grant	58,138,781	58,138,781	58,138,781
Urban Unconditional Grant Wage	303,247,241	303,247,241	303,247,241
Urban Unconditional Non-Wage	175,439,571	175,439,571	175,439,571
Rakai District	41,803,966,900	53,228,431,764	53,228,431,764
District Discretionary Equalisation Development Gr	569,374,581	569,374,581	569,374,581
District Unconditional Grant Non-Wage	758,084,756	1,108,818,802	1,108,818,802
District Unconditional Grant Wage	3,584,445,011	4,056,459,218	4,056,459,218
Gratuity	554,745,071	3,572,293,539	3,572,293,539
Pensions	1,263,777,244	4,208,885,040	4,208,885,040
Pensions Arrears	-	-	-
Salary Arrears	12,879,761	12,879,761	12,879,761
Sector Conditional Grant - Non Wage Recurrent	5,276,800,520	5,870,667,589	5,870,667,589
Sector Conditional Grant - Development	3,026,312,227	6,126,838,373	6,126,838,373
Sector Conditional Grant - Wage Recurrent	24,479,157,084	25,423,824,216	25,423,824,216
Support Services Conditional Grant - Non Wage Recu	-	-	-
Transitional Conditional Grant – Development	1,414,814,815	1,414,814,815	1,414,814,815
Urban Discretionary Equalisation Development Grant	58,106,229	58,106,229	58,106,229

LG/Item	Sum of Approved Budget	Sum of Revised Budget	Sum of Release
Urban Unconditional Grant Wage	585,355,449	585,355,449	585,355,449
Urban Unconditional Non-Wage	220,114,151	220,114,151	220,114,151
Rubanda District	32,961,230,037	36,634,779,565	36,634,779,566
District Discretionary Equalisation Development Gr	266,758,784	266,758,784	266,758,784
District Unconditional Grant Non-Wage	487,296,542	789,462,542	789,462,542
District Unconditional Grant Wage	2,190,923,458	2,190,923,458	2,190,923,458
Gratuity	295,532,801	1,180,142,113	1,180,142,113
Pensions	393,994,994	1,117,207,517	1,117,207,517
Pensions Arrears	16,353,912	16,353,912	16,353,912
Salary Arrears	10,780,142	10,780,142	10,780,142
Sector Conditional Grant - Non Wage Recurrent	3,186,718,949	3,819,611,626	3,819,611,626
Sector Conditional Grant - Development	3,808,217,620	4,275,578,583	4,275,578,583
Sector Conditional Grant - Wage Recurrent	19,445,679,180	20,108,987,232	20,108,987,232
Support Services Conditional Grant - Non Wage Recu	-	-	-
Transitional Conditional Grant – Development	1,964,814,815	1,964,814,815	1,964,814,815
Urban Discretionary Equalisation Development Grant	82,561,130	82,561,130	82,561,130
Urban Unconditional Grant Wage	514,647,616	514,647,616	514,647,616
Urban Unconditional Non-Wage	296,950,094	296,950,094	296,950,094
Rubirizi District	23,601,867,437	28,606,112,308	28,606,112,308
District Discretionary Equalisation Development Gr	353,336,093	353,336,093	353,336,093
District Unconditional Grant Non-Wage	581,998,595	703,918,595	703,918,595
District Unconditional Grant Wage	2,311,934,355	4,138,731,174	4,138,731,174
Gratuity	114,201,660	610,046,443	610,046,443
Pensions	235,089,298	666,616,415	666,616,415
Pensions Arrears	31,761,456	31,761,456	31,761,456
Salary Arrears	32,264,735	32,264,735	32,264,735
Sector Conditional Grant - Non Wage Recurrent	2,082,098,025	2,440,225,376	2,440,225,376
Sector Conditional Grant - Development	4,517,124,765	5,623,845,512	5,623,845,512
Sector Conditional Grant - Wage Recurrent	11,862,747,534	12,526,055,586	12,526,055,586

LG/Item	Sum of Approved Budget	Sum of Revised Budget	Sum of Release
Support Services Conditional Grant - Non Wage Recu	-	-	-
Transitional Conditional Grant – Development	1,094,814,815	1,094,814,815	1,094,814,815
Urban Discretionary Equalisation Development Grant	14,236,385	14,236,385	14,236,385
Urban Unconditional Grant Wage	316,303,680	316,303,680	316,303,680
Urban Unconditional Non-Wage	53,956,042	53,956,042	53,956,042
Rukiga District	25,276,211,310	28,912,678,711	28,912,678,711
District Discretionary Equalisation Development Gr	242,516,137	242,516,137	242,516,137
District Unconditional Grant Non-Wage	437,418,058	530,898,058	530,898,058
District Unconditional Grant Wage	1,643,640,199	1,643,640,199	1,643,640,199
Gratuity	437,759,774	1,748,092,746	1,748,092,746
Pensions	289,209,940	967,450,487	967,450,487
Pensions Arrears	730,162,870	730,162,870	730,162,870
Salary Arrears	32,927,721	32,927,721	32,927,721
Sector Conditional Grant - Non Wage Recurrent	2,281,261,598	2,815,803,893	2,815,803,893
Sector Conditional Grant - Development	2,051,531,132	2,301,935,587	2,301,935,587
Sector Conditional Grant - Wage Recurrent	16,272,696,919	17,042,164,051	17,042,164,051
Support Services Conditional Grant - Non Wage Recu	-	-	-
Transitional Conditional Grant – Development	514,814,815	514,814,815	514,814,815
Urban Discretionary Equalisation Development Grant	12,137,140	12,137,140	12,137,140
Urban Unconditional Grant Wage	282,534,492	282,534,492	282,534,492
Urban Unconditional Non-Wage	47,600,514	47,600,514	47,600,514
Rukungiri District	46,517,121,267	56,328,639,474	56,328,639,474
District Discretionary Equalisation Development Gr	576,791,119	576,791,119	576,791,119
District Unconditional Grant Non-Wage	786,105,999	976,665,999	976,665,999
District Unconditional Grant Wage	2,964,790,052	3,824,715,849	3,824,715,849
Gratuity	710,842,626	2,838,586,166	2,838,586,166
Pensions	2,105,183,904	5,969,434,429	5,969,434,429
Pensions Arrears	749,749,385	749,749,385	749,749,385
Salary Arrears	21,017,800	21,017,800	21,017,800

LG/Item	Sum of Approved Budget	Sum of Revised Budget	Sum of Release
Sector Conditional Grant - Non Wage Recurrent	6,056,375,507	6,841,082,936	6,841,082,936
Sector Conditional Grant - Development	2,445,903,445	3,617,377,797	3,617,377,797
Sector Conditional Grant - Wage Recurrent	28,875,893,355	29,688,749,919	29,688,749,919
Support Services Conditional Grant - Non Wage Recu	-	-	-
Transitional Conditional Grant – Development	604,814,815	604,814,815	604,814,815
Urban Discretionary Equalisation Development Grant	22,929,700	22,929,700	22,929,700
Urban Unconditional Grant Wage	505,176,960	505,176,960	505,176,960
Urban Unconditional Non-Wage	91,546,600	91,546,600	91,546,600
Rukungiri Municipal Council	12,249,874,277	14,405,252,263	14,405,252,263
District Discretionary Equalisation Development Gr	-	-	-
Gratuity	299,379,591	1,611,050,853	1,611,050,853
Pensions	195,027,642	553,018,062	553,018,062
Pensions Arrears	-	-	-
Salary Arrears	-	-	-
Sector Conditional Grant - Non Wage Recurrent	633,504,370	701,208,051	701,208,051
Sector Conditional Grant - Development	2,486,147,968	2,495,398,583	2,495,398,583
Sector Conditional Grant - Wage Recurrent	6,573,550,248	6,573,550,248	6,573,550,248
Support Services Conditional Grant - Non Wage Recu	-	-	-
Transitional Conditional Grant – Development	600,000,000	600,000,000	600,000,000
Urban Discretionary Equalisation Development Grant	146,656,842	146,656,842	146,656,842
Urban Unconditional Grant Wage	1,089,882,917	1,427,724,924	1,427,724,924
Urban Unconditional Non-Wage	225,724,701	296,644,701	296,644,701
Rwampara District	23,882,929,764	27,221,046,965	27,221,046,965
District Discretionary Equalisation Development Gr	203,178,361	203,178,361	203,178,361
District Unconditional Grant Non-Wage	440,192,478	518,072,478	518,072,478
District Unconditional Grant Wage	2,408,843,329	2,408,843,329	2,408,843,329
Gratuity	321,438,468	2,054,061,051	2,054,061,051
Pensions	260,342,128	738,223,041	738,223,041
Pensions Arrears	-	-	-

LG/Item	Sum of Approved Budget	Sum of Revised Budget	Sum of Release
Salary Arrears	16,884,199	16,884,199	16,884,199
Sector Conditional Grant - Non Wage Recurrent	2,255,576,349	2,693,258,612	2,693,258,612
Sector Conditional Grant - Development	2,665,563,037	3,053,319,828	3,053,319,828
Sector Conditional Grant - Wage Recurrent	14,470,457,339	14,694,751,991	14,694,751,991
Support Services Conditional Grant - Non Wage Recu	-	-	-
Transitional Conditional Grant – Development	364,814,815	364,814,815	364,814,815
Urban Discretionary Equalisation Development Grant	34,108,028	34,108,028	34,108,028
Urban Unconditional Grant Wage	308,038,147	308,038,147	308,038,147
Urban Unconditional Non-Wage	133,493,085	133,493,085	133,493,085
Sembabule District	35,230,137,534	41,642,714,013	41,642,714,013
District Discretionary Equalisation Development Gr	648,213,721	648,213,721	648,213,721
District Unconditional Grant Non-Wage	795,926,945	995,096,994	995,096,994
District Unconditional Grant Wage	2,805,006,057	2,805,006,057	2,805,006,057
Gratuity	315,349,407	1,259,275,163	1,259,275,163
Pensions	444,644,924	1,260,829,856	1,260,829,856
Pensions Arrears	-	-	-
Salary Arrears	65,567,448	65,567,448	65,567,448
Sector Conditional Grant - Non Wage Recurrent	3,849,982,772	4,417,360,160	4,417,360,160
Sector Conditional Grant - Development	2,617,141,979	6,331,911,821	6,331,911,821
Sector Conditional Grant - Wage Recurrent	20,285,861,572	20,457,010,084	20,457,010,084
Support Services Conditional Grant - Non Wage Recu	-	-	-
Transitional Conditional Grant – Development	2,914,814,815	2,914,814,815	2,914,814,815
Urban Discretionary Equalisation Development Grant	24,022,963	24,022,963	24,022,963
Urban Unconditional Grant Wage	373,932,017	373,932,017	373,932,017
Urban Unconditional Non-Wage	89,672,915	89,672,915	89,672,915
Serere District	35,257,191,399	40,667,233,556	40,667,233,556
District Discretionary Equalisation Development Gr	568,173,271	568,173,271	568,173,271
District Unconditional Grant Non-Wage	770,414,880	887,654,880	887,654,880
District Unconditional Grant Wage	2,581,583,272	2,893,062,191	2,893,062,191

LG/Item	Sum of Approved Budget	Sum of Revised Budget	Sum of Release
Gratuity	512,643,137	2,047,122,195	2,047,122,195
Pensions	606,576,744	1,720,001,799	1,720,001,799
Pensions Arrears	-	-	-
Salary Arrears	13,232,835	13,232,835	13,232,835
Sector Conditional Grant - Non Wage Recurrent	5,792,059,769	6,390,653,910	6,390,653,910
Sector Conditional Grant - Development	2,536,104,603	3,400,662,454	3,400,662,454
Sector Conditional Grant - Wage Recurrent	20,804,160,974	21,674,428,106	21,674,428,106
Support Services Conditional Grant - Non Wage Recu	-	-	-
Transitional Conditional Grant – Development	14,814,815	14,814,815	14,814,815
Urban Discretionary Equalisation Development Grant	69,612,725	69,612,725	69,612,725
Urban Unconditional Grant Wage	746,058,454	746,058,454	746,058,454
Urban Unconditional Non-Wage	241,755,920	241,755,920	241,755,920
Sheema District	30,849,498,452	37,917,282,355	37,917,282,355
District Discretionary Equalisation Development Gr	209,259,375	209,259,375	209,259,375
District Unconditional Grant Non-Wage	449,302,766	674,662,766	674,662,766
District Unconditional Grant Wage	2,308,712,664	4,062,137,560	4,062,137,560
Gratuity	629,620,432	2,514,244,057	2,514,244,057
Pensions	839,467,886	2,380,385,148	2,380,385,148
Pensions Arrears	-	-	-
Salary Arrears	-	-	-
Sector Conditional Grant - Non Wage Recurrent	3,332,477,082	3,840,390,291	3,840,390,291
Sector Conditional Grant - Development	2,303,425,650	2,624,513,998	2,624,513,998
Sector Conditional Grant - Wage Recurrent	19,440,887,684	20,275,344,248	20,275,344,248
Support Services Conditional Grant - Non Wage Recu	-	-	-
Transitional Conditional Grant – Development	414,814,815	414,814,815	414,814,815
Urban Discretionary Equalisation Development Grant	38,217,602	38,217,602	38,217,602
Urban Unconditional Grant Wage	737,141,328	737,141,328	737,141,328
Urban Unconditional Non-Wage	146,171,168	146,171,168	146,171,168
Sheema Municipal Council	18,666,177,417	20,553,913,521	20,553,913,521

LG/Item	Sum of Approved Budget	Sum of Revised Budget	Sum of Release
District Discretionary Equalisation Development Gr	-	-	-
Gratuity	151,425,986	799,282,203	799,282,203
Pensions	263,453,968	756,522,900	756,522,900
Pensions Arrears	87,246,777	87,246,777	87,246,777
Salary Arrears	27,810,938	27,810,938	27,810,938
Sector Conditional Grant - Non Wage Recurrent	1,639,587,883	1,836,413,088	1,836,413,088
Sector Conditional Grant - Development	1,206,972,006	1,412,519,400	1,412,519,400
Sector Conditional Grant - Wage Recurrent	10,222,519,190	10,222,519,190	10,222,519,190
Support Services Conditional Grant - Non Wage Recu	-	-	-
Transitional Conditional Grant – Development	3,300,000,000	3,300,000,000	3,300,000,000
Urban Discretionary Equalisation Development Grant	270,999,321	270,999,321	270,999,321
Urban Unconditional Grant Wage	1,195,291,110	1,376,409,466	1,376,409,466
Urban Unconditional Non-Wage	300,870,238	464,190,238	464,190,238
Sironko District	36,854,037,831	45,807,750,580	45,807,750,580
District Discretionary Equalisation Development Gr	672,522,094	672,522,094	672,522,094
District Unconditional Grant Non-Wage	914,303,073	1,579,661,575	1,579,661,575
District Unconditional Grant Wage	3,253,229,249	3,253,229,249	3,253,229,249
Gratuity	751,550,627	3,001,144,183	3,001,144,183
Pensions	1,099,186,073	3,116,838,951	3,116,838,951
Pensions Arrears	-	-	-
Salary Arrears	-	-	-
Sector Conditional Grant - Non Wage Recurrent	4,791,036,813	5,447,491,748	5,447,491,748
Sector Conditional Grant - Development	2,547,521,520	4,879,823,182	4,879,823,182
Sector Conditional Grant - Wage Recurrent	21,557,569,077	22,589,920,293	22,589,920,293
Support Services Conditional Grant - Non Wage Recu	-	-	-
Transitional Conditional Grant – Development	314,814,815	314,814,815	314,814,815
Urban Discretionary Equalisation Development Grant	61,335,113	61,335,113	61,335,113
Urban Unconditional Grant Wage	669,173,402	669,173,402	669,173,402
Urban Unconditional Non-Wage	221,795,975	221,795,975	221,795,975

LG/Item	Sum of Approved Budget	Sum of Revised Budget	Sum of Release
Soroti city	23,200,292,290	26,743,344,165	26,743,344,165
District Discretionary Equalisation Development Gr	-	-	-
District Unconditional Grant Non-Wage	-	-	-
Gratuity	288,768,146	1,428,985,324	1,428,985,324
Pensions	424,986,527	1,205,086,739	1,205,086,739
Pensions Arrears	-	-	-
Salary Arrears	-	-	-
Sector Conditional Grant - Non Wage Recurrent	2,281,422,279	2,434,987,808	2,434,987,808
Sector Conditional Grant - Development	1,086,811,967	1,922,754,940	1,922,754,940
Sector Conditional Grant - Wage Recurrent	10,679,461,181	10,885,671,749	10,885,671,749
Support Services Conditional Grant - Non Wage Recu	-	-	-
Transitional Conditional Grant – Development	1,500,000,000	1,500,000,000	1,500,000,000
Urban Discretionary Equalisation Development Grant	3,665,006,757	3,823,462,173	3,823,462,173
Urban Unconditional Grant Wage	2,990,915,316	2,990,915,316	2,990,915,316
Urban Unconditional Non-Wage	282,920,116	551,480,116	551,480,116
Soroti District	28,096,040,230	34,165,542,674	34,165,542,674
District Discretionary Equalisation Development Gr	659,488,032	659,488,032	659,488,032
District Unconditional Grant Non-Wage	791,194,070	899,314,070	899,314,070
District Unconditional Grant Wage	2,089,962,616	2,089,962,616	2,089,962,616
Gratuity	265,092,582	1,058,586,117	1,058,586,117
Pensions	1,306,297,459	3,704,121,531	3,704,121,531
Pensions Arrears	-	-	-
Salary Arrears	-	-	-
Sector Conditional Grant - Non Wage Recurrent	3,553,735,392	4,211,304,612	4,211,304,612
Sector Conditional Grant - Development	3,419,109,206	4,697,148,258	4,697,148,258
Sector Conditional Grant - Wage Recurrent	15,070,416,504	15,904,873,068	15,904,873,068
Support Services Conditional Grant - Non Wage Recu	-	-	-
Transitional Conditional Grant – Development	814,814,815	814,814,815	814,814,815
Urban Discretionary Equalisation Development Grant	20,991,051	20,991,051	20,991,051

LG/Item	Sum of Approved Budget	Sum of Revised Budget	Sum of Release
Urban Unconditional Grant Wage	39,509,537	39,509,537	39,509,537
Urban Unconditional Non-Wage	65,428,966	65,428,966	65,428,966
Terego District	35,766,121,756	39,245,242,122	39,245,242,122
District Discretionary Equalisation Development Gr	6,285,890,537	7,938,502,541	7,938,502,541
District Unconditional Grant Non-Wage	642,045,559	812,485,559	812,485,559
District Unconditional Grant Wage	1,702,577,239	1,702,577,239	1,702,577,239
Gratuities	142,489,749	568,999,965	568,999,965
Pensions	193,606,460	548,988,174	548,988,174
Pensions Arrears	344,594,368	344,594,368	344,594,368
Salary Arrears	213,634,255	213,634,255	213,634,255
Sector Conditional Grant - Non Wage Recurrent	4,147,612,830	4,386,952,877	4,386,952,877
Sector Conditional Grant - Development	3,554,214,083	4,189,050,467	4,189,050,467
Sector Conditional Grant - Wage Recurrent	17,768,642,421	17,768,642,421	17,768,642,421
Support Services Conditional Grant - Non Wage Recu	-	-	-
Transitional Conditional Grant – Development	414,814,815	414,814,815	414,814,815
Urban Discretionary Equalisation Development Grant	11,518,958	11,518,958	11,518,958
Urban Unconditional Grant Wage	306,856,952	306,856,952	306,856,952
Urban Unconditional Non-Wage	37,623,531	37,623,531	37,623,531
Tororo District	67,401,952,221	81,017,877,486	81,017,877,486
District Discretionary Equalisation Development Gr	1,059,712,404	1,059,712,404	1,059,712,404
District Unconditional Grant Non-Wage	1,198,610,491	1,769,871,691	1,769,871,691
District Unconditional Grant Wage	3,557,128,144	3,648,333,758	3,648,333,758
Gratuities	915,543,667	3,656,012,584	3,656,012,584
Pensions	2,150,280,246	6,097,309,081	6,097,309,081
Pensions Arrears	691,719,373	691,719,373	691,719,373
Salary Arrears	110,294,012	110,294,012	110,294,012
Sector Conditional Grant - Non Wage Recurrent	10,429,828,685	11,568,244,056	11,568,244,056
Sector Conditional Grant - Development	5,595,301,264	9,141,271,408	9,141,271,408
Sector Conditional Grant - Wage Recurrent	38,854,922,301	40,436,497,485	40,436,497,485

LG/Item	Sum of Approved Budget	Sum of Revised Budget	Sum of Release
Support Services Conditional Grant - Non Wage Recu	-	-	-
Transitional Conditional Grant – Development	1,714,814,815	1,714,814,815	1,714,814,815
Urban Discretionary Equalisation Development Grant	110,696,127	110,696,127	110,696,127
Urban Unconditional Grant Wage	666,100,813	666,100,813	666,100,813
Urban Unconditional Non-Wage	346,999,878	346,999,878	346,999,878
Tororo Municipal Council	20,905,298,041	25,268,945,408	25,268,945,408
District Discretionary Equalisation Development Gr	-	-	-
Gratuity	225,684,686	910,803,486	910,803,486
Pensions	295,183,400	837,018,538	837,018,538
Pensions Arrears	582,780,344	582,780,344	582,780,344
Salary Arrears	25,059,986	25,059,986	25,059,986
Sector Conditional Grant - Non Wage Recurrent	571,370,991	618,381,045	618,381,045
Sector Conditional Grant - Development	2,340,929,892	4,125,746,508	4,125,746,508
Sector Conditional Grant - Wage Recurrent	6,310,510,344	6,973,818,396	6,973,818,396
Support Services Conditional Grant - Non Wage Recu	-	-	-
Transitional Conditional Grant – Development	700,000,000	700,000,000	700,000,000
Urban Discretionary Equalisation Development Grant	8,890,646,629	8,890,646,629	8,890,646,629
Urban Unconditional Grant Wage	736,894,443	846,133,152	846,133,152
Urban Unconditional Non-Wage	226,237,325	758,557,325	758,557,325
Wakiso District	74,423,363,577	94,566,116,813	94,566,116,814
District Discretionary Equalisation Development Gr	741,789,722	741,789,722	741,789,722
District Unconditional Grant Non-Wage	1,053,129,726	1,451,220,840	1,451,220,840
District Unconditional Grant Wage	5,694,578,165	10,889,048,764	10,889,048,764
Gratuity	1,226,136,223	4,896,292,359	4,896,292,359
Pensions	1,659,652,879	4,706,091,957	4,706,091,957
Pensions Arrears	191,665,255	191,665,255	191,665,255
Salary Arrears	171,594,883	171,594,883	171,594,883
Sector Conditional Grant - Non Wage Recurrent	8,164,129,925	8,921,294,930	8,921,294,930
Sector Conditional Grant - Development	7,273,847,096	14,350,278,402	14,350,278,402

LG/Item	Sum of Approved Budget	Sum of Revised Budget	Sum of Release
Sector Conditional Grant - Wage Recurrent	41,730,559,243	41,730,559,243	41,730,559,243
Support Services Conditional Grant - Non Wage Recu	380,000,000	380,000,000	380,000,000
Transitional Conditional Grant – Development	1,514,814,815	1,514,814,815	1,514,814,815
Urban Discretionary Equalisation Development Grant	588,871,799	588,871,799	588,871,799
Urban Unconditional Grant Wage	2,047,423,633	2,047,423,633	2,047,423,633
Urban Unconditional Non-Wage	1,985,170,212	1,985,170,212	1,985,170,212
Yumbe District	67,334,828,068	77,915,309,104	77,915,309,104
District Discretionary Equalisation Development Gr	18,514,160,098	18,514,160,098	18,514,160,098
District Unconditional Grant Non-Wage	1,275,419,379	1,715,815,317	1,715,815,317
District Unconditional Grant Wage	3,161,646,990	3,161,646,990	3,161,646,990
Gratuity	353,950,809	1,413,420,961	1,413,420,961
Pensions	407,801,977	1,156,358,433	1,156,358,433
Pensions Arrears	483,457,334	483,457,334	483,457,334
Salary Arrears	159,163,068	159,163,068	159,163,068
Sector Conditional Grant - Non Wage Recurrent	8,164,484,350	9,168,791,859	9,168,791,859
Sector Conditional Grant - Development	5,887,228,117	11,496,488,844	11,496,488,844
Sector Conditional Grant - Wage Recurrent	27,908,758,352	29,627,248,604	29,627,248,604
Support Services Conditional Grant - Non Wage Recu	-	-	-
Transitional Conditional Grant – Development	14,814,815	14,814,815	14,814,815
Urban Discretionary Equalisation Development Grant	137,386,588	137,386,588	137,386,588
Urban Unconditional Grant Wage	442,555,506	442,555,506	442,555,506
Urban Unconditional Non-Wage	424,000,687	424,000,687	424,000,687
Zombo District	28,621,886,894	34,739,975,524	34,739,975,524
District Discretionary Equalisation Development Gr	909,013,584	909,013,584	909,013,584
District Unconditional Grant Non-Wage	688,605,221	851,325,221	851,325,221
District Unconditional Grant Wage	1,684,950,262	2,504,530,287	2,504,530,287
Gratuity	246,420,887	984,025,007	984,025,007
Pensions	343,976,525	975,375,740	975,375,740
Pensions Arrears	200,928,140	200,928,140	200,928,140

LG/Item	Sum of Approved Budget	Sum of Revised Budget	Sum of Release
Salary Arrears	62,036,701	62,036,701	62,036,701
Sector Conditional Grant - Non Wage Recurrent	3,853,685,786	4,270,882,571	4,270,882,571
Sector Conditional Grant - Development	5,350,411,429	6,977,940,646	6,977,940,646
Sector Conditional Grant - Wage Recurrent	14,612,793,395	16,334,852,663	16,334,852,663
Support Services Conditional Grant - Non Wage Recu	-	-	-
Transitional Conditional Grant – Development	14,814,815	14,814,815	14,814,815
Urban Discretionary Equalisation Development Grant	48,872,374	48,872,374	48,872,374
Urban Unconditional Grant Wage	433,910,411	433,910,411	433,910,411
Urban Unconditional Non-Wage	171,467,366	171,467,366	171,467,366
Grand Total	5,180,772,931,855	6,187,025,947,173	6,187,025,947,177

Annex 3: Detailed District Staffing Levels as at July 2024

S/N	District	District Education Officer	District Health Officer	Chief Finance Officer	District Planner	District Production Officer	District Community Development Officer	District Natural Resources	District Commercial Officer	District Engineer	Principal Human Resource Officer-Administration	Principal Human Resource Officer-DSC	District Water Officer	District Internal Auditor	Senior Procurement Officer	Communication Officer	Filled	Not Filled	% Filled
1	Kayunga	1	1	1	1	1	1	1	1	1	1	1	1	1	1	1	15	0	100%
2	Mityana	1	1	1	1	1	1	1	1	1	1	1	1	1	1	1	15	0	100%
3	Nakaseke	1	1	1	1	1	1	1	1	1	1	1	1	1	1	1	15	0	100%
4	Pallisa	1	1	1	1	1	1	1	1	1	1	1	1	1	1	1	15	0	100%
5	Wakiso	1	1	1	1	1	1	1	1	1	1	1	1	1	1	1	15	0	100%
6	Isingiro	1	1	1	1	1	1	1	1	1	1	1	1	1	1	1	15	0	100%
7	Mbarara	1	1	1	1	1	1	1	1	1	1	1	1	1	1	1	15	0	100%
8	Budaka	1	1	1	1	1	1	1	1	1	1	1	1	1	1	1	15	0	100%
9	Kalangala	1	1	1	1	1	1	1	1	0	1	1	1	1	1	1	14	1	93%
10	Kisoro	1	1	1	1	1	1	1	1	0	1	1	1	1	1	1	14	1	93%

S/N	District	District Education Officer	District Health Officer	Chief Finance Officer	District Planner	District Production Officer	District Community Development Officer	District Natural Resources	District Commercial Officer	District Engineer	Principal Human Resource Officer-Administration	Principal Human Resource Officer-DSC	District Water Officer	District Internal Auditor	Senior Procurement Officer	Communication Officer	Filled	Not Filled	% Filled
11	Luwero	1	1	1	1	1	1	1	1	0	1	1	1	1	1	1	14	1	93%
12	Nakapiripirit	1	1	1	1	1	1	1	1	1	1	1	1	1	1	0	14	1	93%
13	Namutumba	1	1	1	1	1	1	1	1	0	1	1	1	1	1	1	14	1	93%
14	Rubanda	1	1	1	1	1	1	1	1	0	1	1	1	1	1	1	14	1	93%
15	Rwampara	1	1	1	1	1	1	1	1	0	1	1	1	1	1	1	14	1	93%
16	Sembabule	1	1	1	1	1	0	1	1	1	1	1	1	1	1	1	14	1	93%
17	Bunyangabu	0	1	1	1	1	1	1	1	1	1	1	1	1	1	1	14	1	93%
18	Rakai	1	1	1	0	1	1	1	1	1	1	1	1	0	1	1	13	2	87%
19	Mbale	1	1	1	1	1	1	0	1	0	1	1	1	1	1	1	13	2	87%
20	Kiryandongo	1	0	1	1	1	1	1	1	0	1	1	1	1	1	1	13	2	87%
21	Mpigi	1	1	1	1	1	1	1	1	0	1	1	0	1	1	1	13	2	87%
22	Bukedea	1	1	1	1	1	0	1	1	1	1	1	1	1	1	0	13	2	87%

S/N	District	District Education Officer	District Health Officer	Chief Finance Officer	District Planner	District Production Officer	District Community Development Officer	District Natural Resources	District Commercial Officer	District Engineer	Principal Human Resource Officer-Administration	Principal Human Resource Officer-DSC	District Water Officer	District Internal Auditor	Senior Procurement Officer	Communication Officer	Filled	Not Filled	% Filled
23	Jinja	1	1	1	0	1	1	1	1	0	1	1	1	1	1	1	13	2	87%
24	Moroto	0	1	1	1	1	1	1	1	1	1	1	1	1	1	0	13	2	87%
25	Rukungiri	1	1	1	0	1	1	1	1	0	1	1	1	1	1	1	13	2	87%
26	Kiruhura	1	1	1	0	1	1	1	0	1	1	1	1	1	1	1	13	2	87%
27	Kumi	1	1	1	1	1	1	0	1	0	1	1	1	1	1	1	13	2	87%
28	Kibaale	1	1	1	1	1	0	1	1	0	1	1	1	1	1	1	13	2	87%
29	Lira	1	1	0	1	1	1	1	1	0	1	1	1	1	1	0	12	3	80%
30	Mayuge	1	0	0	1	1	1	1	1	1	1	0	1	1	1	1	12	3	80%
31	Nebbi	1	0	1	0	1	1	1	1	1	1	1	1	0	1	1	12	3	80%
32	Adjumani	1	1	1	1	1	0	1	0	0	1	0	1	1	1	1	12	3	80%
33	Amuru	1	1	1	1	0	1	0	1	0	1	1	1	1	1	1	12	3	80%
34	Bududa	1	1	1	0	1	1	1	1	0	1	1	1	1	1	0	12	3	80%

S/N	District	District Education Officer	District Health Officer	Chief Finance Officer	District Planner	District Production Officer	District Community Development Officer	District Natural Resources	District Commercial Officer	District Engineer	Principal Human Resource Officer-Administration	Principal Human Resource Officer-DSC	District Water Officer	District Internal Auditor	Senior Procurement Officer	Communication Officer	Filled	Not Filled	% Filled
35	Bushenyi	0	1	1	1	1	1	1	0	1	1	1	1	0	1	1	12	3	80%
36	Butambala	1	1	1	1	1	1	0	1	0	1	0	1	1	1	1	12	3	80%
37	Buyende	1	1	1	1	1	1	0	0	1	1	1	1	0	1	1	12	3	80%
38	Kabale	0	1	1	1	1	1	1	0	1	1	0	1	1	1	1	12	3	80%
39	Kabarole	0	1	1	0	1	1	1	0	1	1	1	1	1	1	1	12	3	80%
40	Kamuli	1	1	1	0	1	1	1	1	1	1	1	0	0	1	1	12	3	80%
41	Kanungu	1	1	1	1	1	1	0	1	0	1	1	0	1	1	1	12	3	80%
42	Kasese	1	1	1	1	1	1	1	1	0	1	1	0	1	1	0	12	3	80%
43	Kiboga	1	1	0	0	1	1	1	1	1	1	0	1	1	1	1	12	3	80%
44	Lwengo	1	1	1	1	1	1	0	1	0	1	1	1	1	1	0	12	3	80%
45	Kapchorwa	1	1	0	1	1	1	1	0	0	1	1	1	1	1	1	12	3	80%
46	Napak	1	0	1	1	1	1	1	1	0	1	1	1	1	1	0	12	3	80%

S/N	District	District Education Officer	District Health Officer	Chief Finance Officer	District Planner	District Production Officer	District Community Development Officer	District Natural Resources	District Commercial Officer	District Engineer	Principal Human Resource Officer-Administration	Principal Human Resource Officer-DSC	District Water Officer	District Internal Auditor	Senior Procurement Officer	Communication Officer	Filled	Not Filled	% Filled
47	Luuka	1	1	1	1	1	1	0	1	0	1	1	1	1	1	0	12	3	80%
48	Kalungu	1	1	1	1	1	1	1	1	0	1	0	1	1	1	0	12	3	80%
49	Iganga	1	0	1	1	1	0	1	1	0	1	1	1	1	1	1	12	3	80%
50	Katakwi	1	1	0	0	1	1	1	0	1	1	1	1	1	1	1	12	3	80%
51	Dokolo	1	1	1	1	1	1	0	0	0	1	0	1	1	1	1	11	4	73%
52	Buikwe	1	1	1	0	1	1	0	0	1	1	1	1	0	1	1	11	4	73%
53	Bundibugyo	0	1	1	1	1	1	0	1	0	1	1	1	1	1	0	11	4	73%
54	Buvuma	1	0	0	0	1	1	1	1	0	1	1	1	1	1	1	11	4	73%
55	Ibanda	1	1	0	0	1	1	1	1	0	1	1	1	0	1	1	11	4	73%
56	Kibuku	1	1	1	1	1	1	0	0	0	1	0	1	1	1	1	11	4	73%
57	Namayingo	0	1	1	0	1	1	1	1	0	1	1	1	0	1	1	11	4	73%
58	Rubirizi	1	1	1	0	1	1	0	1	0	0	1	1	1	1	1	11	4	73%

S/N	District	District Education Officer	District Health Officer	Chief Finance Officer	District Planner	District Production Officer	District Community Development Officer	District Natural Resources	District Commercial Officer	District Engineer	Principal Human Resource Officer-Administration	Principal Human Resource Officer-DSC	District Water Officer	District Internal Auditor	Senior Procurement Officer	Communication Officer	Filled	Not Filled	% Filled
59	Rukiga	1	1	1	0	0	1	0	1	0	1	1	1	1	1	1	11	4	73%
60	Bulambuli	0	0	1	0	1	1	1	1	0	1	1	1	1	1	1	11	4	73%
61	Kamwenge	0	1	1	1	1	1	1	1	0	1	0	1	0	1	1	11	4	73%
62	Manafwa	1	0	1	1	0	1	0	1	0	1	1	1	1	1	1	11	4	73%
63	Ntungamo	0	0	1	1	1	1	1	1	0	1	1	0	1	1	1	11	4	73%
64	Moyo	1	1	1	0	1	1	1	0	0	1	1	1	0	1	1	11	4	73%
65	Gulu	1	0	1	1	1	1	1	0	0	1	1	0	1	1	1	11	4	73%
66	Amuria	1	0	0	1	1	0	1	0	0	1	1	1	1	1	1	10	5	67%
67	Otuke	0	0	0	1	1	1	1	1	0	1	1	1	1	1	0	10	5	67%
68	Soroti	1	1	1	0	0	1	0	0	0	1	1	1	1	1	1	10	5	67%
69	Apac	1	0	1	0	1	1	0	1	0	1	1	1	0	1	1	10	5	67%
70	Bukwo	1	0	1	0	1	1	0	0	0	1	1	1	1	1	1	10	5	67%

S/N	District	District Education Officer	District Health Officer	Chief Finance Officer	District Planner	District Production Officer	District Community Development Officer	District Natural Resources	District Commercial Officer	District Engineer	Principal Human Resource Officer-Administration	Principal Human Resource Officer-DSC	District Water Officer	District Internal Auditor	Senior Procurement Officer	Communication Officer	Filled	Not Filled	% Filled
71	Busia	0	1	0	1	1	1	0	0	1	1	1	0	1	1	1	10	5	67%
72	Kaliro	1	1	1	1	1	0	0	0	0	1	1	1	0	1	1	10	5	67%
73	Lamwo	1	0	1	0	1	1	0	0	0	1	0	0	0	1	0	10	5	67%
74	Maracha	0	1	1	0	1	1	0	0	0	1	1	1	1	1	1	10	5	67%
75	Masaka	0	1	1	0	0	1	1	1	0	1	1	1	0	1	1	10	5	67%
76	Masindi	0	0	1	1	0	1	1	0	0	1	1	1	1	1	1	10	5	67%
77	Mukono	1	0	1	1	1	0	1	0	1	1	1	0	1	1	0	10	5	67%
78	Sheema	0	0	0	0	1	1	1	1	0	1	1	1	1	1	1	10	5	67%
79	Kyenjojo	0	1	1	1	1	1	0	1	0	1	1	1	0	0	1	10	5	67%
80	Mubende	1	0	1	0	0	1	0	0	1	1	1	1	1	1	1	10	5	67%
81	Abim	0	1	1	1	0	1	0	1	0	1	0	1	1	1	1	10	5	67%
82	Oyam	0	1	0	1	1	1	0	0	1	0	1	1	0	1	1	9	6	60%

S/N	District	District Education Officer	District Health Officer	Chief Finance Officer	District Planner	District Production Officer	District Community Development Officer	District Natural Resources	District Commercial Officer	District Engineer	Principal Human Resource Officer-Administration	Principal Human Resource Officer-DSC	District Water Officer	District Internal Auditor	Senior Procurement Officer	Communication Officer	Filled	Not Filled	% Filled
83	Pakwach	1	1	1	0	1	1	0	1	0	0	0	1	0	1	1	9	6	60%
84	Sironko	0	0	1	1	1	1	0	0	0	1	1	1	0	1	1	9	6	60%
85	Bugiri	1	1	0	1	1	1	0	0	0	0	1	0	1	1	1	9	6	60%
86	Kween	0	1	1	1	1	1	0	0	0	1	0	1	1	1	0	9	6	60%
87	Bukomansimbi	1	0	0	1	1	1	1	0	0	1	0	1	1	1	0	9	6	60%
88	Butebo	0	1	1	0	0	1	1	1	0	0	0	1	1	1	1	9	6	60%
89	Kagadi	1	0	1	0	1	1	0	1	0	1	0	0	1	1	1	9	6	60%
90	Kalaki	0	0	1	0	1	1	1	0	0	0	1	1	1	1	1	9	6	60%
91	Kyegegwa	0	0	0	1	0	1	1	1	1	1	0	1	0	1	1	9	6	60%
92	Ntoroko	1	0	1	1	1	1	0	1	0	1	0	0	0	1	1	9	6	60%
93	Tororo	0	1	1	1	1	0	0	0	0	1	1	1	1	1	0	9	6	60%
94	Kitagwenda	1	0	0	0	0	1	1	0	1	1	1	1	1	1	0	9	6	60%

S/N	District	District Education Officer	District Health Officer	Chief Finance Officer	District Planner	District Production Officer	District Community Development Officer	District Natural Resources	District Commercial Officer	District Engineer	Principal Human Resource Officer-Administration	Principal Human Resource Officer-DSC	District Water Officer	District Internal Auditor	Senior Procurement Officer	Communication Officer	Filled	Not Filled	% Filled
95	Butaleja	0	0	1	0	1	1	1	0	0	1	0	1	1	1	1	9	6	60%
96	Kwania	0	0	1	0	1	1	1	1	0	1	0	1	0	1	1	9	6	60%
97	Nwoya	0	0	0	0	1	1	1	1	0	1	0	1	0	1	1	8	7	53%
98	Kyotera	1	0	1	0	1	0	1	0	0	1	0	1	1	0	1	8	7	53%
99	Kyankwanzi	0	1	0	1	1	1	1	0	0	1	0	0	0	1	1	8	7	53%
100	Kazo	0	0	1	0	0	1	0	1	0	1	0	1	1	1	1	8	7	53%
101	Buhweju	1	0	0	1	0	1	1	0	0	0	0	1	1	1	1	8	7	53%
102	Kakumiro	0	1	1	0	0	1	1	0	0	1	0	1	1	1	0	8	7	53%
103	Nabilatuk	1	0	1	1	1	0	0	0	0	0	1	1	0	1	1	8	7	53%
104	Nakasongola	0	1	1	1	0	1	0	0	0	1	1	1	0	1	0	8	7	53%
105	Omoro	1	0	0	0	1	1	0	0	0	1	0	1	1	1	1	8	7	53%
106	Zombo	1	0	1	0	0	1	1	0	0	1	0	1	1	1	0	8	7	53%

S/N	District	District Education Officer	District Health Officer	Chief Finance Officer	District Planner	District Production Officer	District Community Development Officer	District Natural Resources	District Commercial Officer	District Engineer	Principal Human Resource Officer-Administration	Principal Human Resource Officer-DSC	District Water Officer	District Internal Auditor	Senior Procurement Officer	Communication Officer	Filled	Not Filled	% Filled
107	Kaberamaido	0	0	1	0	1	1	0	0	0	1	1	1	0	1	1	8	7	53%
108	Kasanda	1	1	1	0	0	1	0	0	0	1	0	1	0	1	1	8	7	53%
109	Ngora	1	1	1	0	1	0	0	0	0	1	0	1	1	1	0	8	7	53%
110	Alebtong	0	1	1	0	1	0	1	1	0	1	0	0	1	1	0	8	7	53%
111	Terego	1	0	1	0	1	1	0	0	0	0	1	1	0	1	1	8	7	53%
112	Agago	1	0	1	1	0	0	1	1	0	1	0	1	0	1	0	8	7	53%
113	Kole	1	0	0	0	1	1	1	1	0	1	1	0	0	0	0	7	8	47%
114	Lyantonde	0	1	0	1	1	0	0	0	0	0	0	1	1	1	1	7	8	47%
115	Kikuube	1	0	1	0	1	0	1	0	0	0	0	1	0	1	1	7	8	47%
116	Koboko	1	0	0	0	1	0	0	0	0	1	0	1	1	1	1	7	8	47%
117	Yumbe	1	0	0	0	1	1	1	0	0	0	1	1	0	1	0	7	8	47%
118	Hoima	0	0	1	0	1	1	1	0	0	0	1	0	1	0	1	7	8	47%

S/N	District	District Education Officer	District Health Officer	Chief Finance Officer	District Planner	District Production Officer	District Community Development Officer	District Natural Resources	District Commercial Officer	District Engineer	Principal Human Resource Officer-Administration	Principal Human Resource Officer-DSC	District Water Officer	District Internal Auditor	Senior Procurement Officer	Communication Officer	Filled	Not Filled	% Filled
119	Kitgum	1	0	1	0	0	1	0	0	0	1	0	0	1	1	1	7	8	47%
120	Madi Okollo	1	0	0	0	1	1	0	0	0	1	0	1	0	1	1	7	8	47%
121	Mitooma	1	1	1	0	1	0	1	0	0	0	0	1	0	1	0	7	8	47%
122	Karenga	0	1	0	0	0	1	0	1	0	1	0	1	0	1	1	7	8	47%
123	Arua	0	0	1	0	1	0	0	0	0	1	0	1	1	1	1	7	8	47%
124	Bugweri	0	0	1	0	0	1	1	1	0	0	0	1	1	1	0	7	8	47%
125	Amudat	0	1	1	1	1	0	0	0	0	0	1	0	0	1	0	6	9	40%
126	Obongi	1	0	0	1	0	1	0	0	0	0	1	0	1	0	1	6	9	40%
127	Serere	0	0	1	0	1	0	0	0	0	1	1	1	0	1	0	6	9	40%
128	Buliisa	1	0	0	0	1	1	0	0	0	0	0	1	1	1	0	6	9	40%
129	Pader	0	0	0	0	0	1	0	1	1	0	0	1	0	1	0	5	10	33%
130	Kotido	0	1	1	0	0	0	0	0	0	0	0	1	1	0	1	5	10	33%

S/N	District	District Education Officer	District Health Officer	Chief Finance Officer	District Planner	District Production Officer	District Community Development Officer	District Natural Resources	District Commercial Officer	District Engineer	Principal Human Resource Officer-Administration	Principal Human Resource Officer-DSC	District Water Officer	District Internal Auditor	Senior Procurement Officer	Communication Officer	Filled	Not Filled	% Filled
131	Gomba	1	1	0	0	0	0	0	0	0	1	0	0	0	1	1	5	10	33%
132	Amolatar	1	0	0	0	1	1	0	0	0	0	1	0	0	0	0	4	11	27%
133	Kaabong	0	1	0	0	1	1	0	0	0	0	0	0	0	0	0	3	12	20%
134	Kapelebyong	0	0	0	0	0	0	0	0	0	0	0	1	0	0	1	2	13	13%
135	Namisindwa	0	0	0	0	0	1	0	0	0	0	0	0	0	1	0	2	13	13%
	Total Filled	89	81	101	71	108	111	77	72	32	111	87	112	92	126	100	1370		68%
	Total Not Filled	46	54	34	64	27	24	58	63	103	24	48	23	43	9	35		655	

Annex 4: Detailed Municipal Staffing Levels as at July 2024

S/N	Municipal	Principal Education Officer U2	Principal Medical Officer of Health U2	Principal Treasurer	Principal Community Development Officer U2	Principal Health Inspector	Senior Physical Planner U3	Senior Environment Officer U3	Principal Engineer	Principal Commercial officer	Senior Human Resource officer	Senior Procurement Officer	Senior Internal Auditor	Senior Production officer	Filled	Not Filled	% Filled
1	Nansana	1	1	1	1	1	1	1	1	1	1	1	1	1	13	0	100%
2	Mubende	1	1	1	1	1	1	1	1	1	1	1	1	1	13	0	100%
3	Kabale	1	1	1	1	1	1	1	1	1	1	1	1	1	13	0	100%
4	Bushenyi Ishaka	1	1	1	1	1	1	1	1	1	1	1	1	1	13	0	100%
5	Ibanda	1	1	1	1	1	1	1	1	1	1	1	1	1	13	0	100%
6	Kira	1	1	1	1	1	1	1	1	1	1	1	1	1	13	0	100%
7	Entebbe	1	1	1	1	1	1	1	1	1	1	1	1	0	12	1	92%

S/N	Municipal	Principal Education Officer U2	Principal Medical Officer of Health U2	Principal Treasurer	Principal Community Development Officer U2	Principal Health Inspector	Senior Physical Planner U3	Senior Environment Officer U3	Principal Engineer	Principal Commercial officer	Senior Human Resource officer	Senior Procurement Officer	Senior Internal Auditor	Senior Production officer	Filled	Not Filled	% Filled
8	Makindye-Ssabagabo	1	1	1	1	1	1	0	1	1	1	1	1	1	12	1	92%
9	Masindi	1	0	1	0	1	1	1	1	1	1	1	1	1	11	2	85%
10	Mukono	0	1	1	1	1	1	1	1	1	1	0	1	1	11	2	85%
11	Kumi	1	1	1	1	1	1	1	0	1	1	1	1	0	11	2	77%
12	Kamuli	1	0	1	1	1	1	1	1	0	1	1	1	0	10	3	77%
13	Bugiri	1	1	1	1	1	0	1	0	1	1	1	1	0	10	3	77%
14	Kasese	1	1	1	1	0	1	1	0	1	1	1	0	0	9	4	69%
15	Njeru	1	0	0	0	1	1	1	1	0	1	1	1	1	9	4	69%
16	Kisoro	0	1	1	1	0	1	1	0	0	1	1	1	1	9	4	69%

S/N	Municipal	Principal Education Officer U2	Principal Medical Officer of Health U2	Principal Treasurer	Principal Community Development Officer U2	Principal Health Inspector	Senior Physical Planner U3	Senior Environment Officer U3	Principal Engineer	Principal Commercial officer	Senior Human Resource officer	Senior Procurement Officer	Senior Internal Auditor	Senior Production officer	Filled	Not Filled	% Filled
17	Iganga	1	0	1	1	0	1	1	0	1	1	1	0	1	9	4	69%
18	Ntungamo	1	0	1	1	1	1	0	0	1	1	1	0	0	8	5	62%
19	Mityana	1	1	1	1	1	1	0	0	1	1	0	1	0	8	5	62%
20	Tororo	1	0	1	0	0	1	1	1	0	1	1	1	0	8	5	62%
21	Busia	0	1	1	1	1	1	1	0	0	1	0	0	0	7	6	54%
22	Nebbi	1	0	1	1	0	1	0	0	0	1	1	1	0	7	6	54%
23	Rukungiri	1	0	0	0	0	1	1	1	1	1	0	0	1	7	6	54%
24	Kitgum	1	0	0	1	1	1	0	0	0	0	1	1	1	7	6	54%
25	Kapchorwa	1	1	0	1	1	1	0	0	0	1	0	1	0	7	6	54%
26	Lugazi	1	0	1	0	0	1	1	0	0	1	0	0	1	6	7	46%

S/N	Municipal	Principal Education Officer U2	Principal Medical Officer of Health U2	Principal Treasurer	Principal Community Development Officer U2	Principal Health Inspector	Senior Physical Planner U3	Senior Environment Officer U3	Principal Engineer	Principal Commercial officer	Senior Human Resource officer	Senior Procurement Officer	Senior Internal Auditor	Senior Production officer	Filled	Not Filled	% Filled
27	Koboko	1	0	1	0	1	1	0	0	0	1	0	0	0	5	8	38%
28	Sheema	1	0	0	1	1	1	0	0	0	1	0	0	0	5	8	38%
29	Apac	1	0	1	1	0	1	0	0	0	1	0	0	0	5	8	38%
30	Kotido	0	0	0	1	1	0	0	0	0	1	0	1	0	4	9	31%
31	Moroto	0	0	0	0	0	0	0	1	0	1	0	0	1	3	10	23%
	Total Per Post	26	16	24	24	22	28	20	15	16	30	20	21	16	278	125	69%

Published

By

Ministry of Local Government

Plot 1, Pilkington Road, Worker's House

P.O. Box 7037

Kampala (U)

Tel: +256-414-256533

Email: ps@molg.go.ug

Website: <http://molg.go.ug>

July, 2024

Copyright © 2024 Ministry of Local Government

The material in this document may be freely reproduced provided due acknowledgement is made to the publisher and source.